

2020  
Supplemental Catalog

# Medium and Heavy Duty Wheel Accessories



**ROADMASTER**  
Quality Truck Accessories





## **Simulators**

Pages 5-39



## **Axle Covers**

Pages 40-47




## **Nut Covers**

Pages 48-56



## **Nut Puller Tools**

Page 56





# Table of Contents



Page

## Medium Duty Wheel Simulators

Index	5-6
Chevrolet / GMC	7-9
Dodge	10-11
Ford	12-15
Freightliner	16
Hino	17
International	18-19
Isuzu / Nissan	20
Axle Covers: Chevy, Dodge, and Ford	21-23

## Heavy Duty Wheel Simulators

Index	24
Universal Quick Mount Wheel Covers	25
ABS Chrome Wheel covers	26
Front Sets	27-29
Rear Sets	30-33
Rear Liners	34

## Wheel Accessories

Air Valve Extensions	35
Simulator Replacement Parts	36-37
Wheel Checklist	38
Wheel Number Index	39

## ABS Axle Covers

Front and Rear thread-on Style	40-41
Front and Rear push-on Style	42-43
Replacement Parts	44

## Chrome and Stainless Steel Axle Covers

Front Axle Covers	45-46
Rear Axle Covers	47-48
Beauty Rings	49

## Lug Nut Covers

Lug Nut Size Index	50
Lug Nut Covers	51-55
Lug Nut Pullers	56

Terms and Conditions	57
----------------------	----





# Wheel Simulators

Roadmaster simulator sets improve the appearance of your truck and are an effective way to add value. We offer wheel simulators made of 304 stainless steel and automotive grade ABS chrome plastic, both materials are corrosion and discoloration resistant and are designed for a long-lasting shine and durability.

We have an extensive inventory of wheel simulators to fit a wide selection of medium-duty and heavy-duty trucks from all areas of the transportation industry.

Styles include under-the-lug and over-the-lug (OL) simulators; OL simulators are a popular choice, they are designed for a quick mounting and dismounting installation. The complete set typically mounts in less than 30 minutes and no jack or power tools are required. DOT inspections are hassle-free.

With 30-years experience of providing the highest quality truck accessories and superior customer service possible, we have earned an unsurpassed reputation in the heavy-duty after-market industry.

We maintain a substantial inventory that ensures you get the parts you need when you need them. Our knowledgeable customer service team is dedicated to making your purchasing decisions easy.

**Call us Monday through Friday 6:00am – 4:00pm PST 800.299.9600 / 310.767.5900**







# Medium Duty Simulator Index

## Chevrolet / GMC

Model	Year	Size	Hand Holes	Lug Nuts	Part Number	UL	OL	Page
GM W3500	1996-C	16" x 6"	6	6	237ES	✓		7
C3500HD (Vans might be 16 x 6)	2000-C	16" x 6.5"	4	8	235ES	✓		7
C3500 / C30 4WD	1976-C	16",16.5" x 6"	4	8	240ES	✓		8
C3500	1988-1990	16",16.5" x 6"	4	8	240ES	✓		8
C30 & Crew Cab	1988-1990	16",16.5" x 6"	4	8	240ES	✓		8
Class C Motorhome (Van Cutaway)	1976-1999	16,16.5" x 6"	4	8	240ES	✓		8
C3500 / C30	1976-1987	16,16.5" x 6"	4	8	240ES	✓		8
Sierra C/K 3500, C3500HD	2011-C	17" x 6.5"	5	8	258-ABS		✓	8
Silverado C/K 3500, C3500HD	2011-C	17" x 6.5"	5	8	258-ABS		✓	8
Sierra C/K 3500, C3500HD	2011-C	17" x 6.5"	5	8	258S-OL		✓	9
Silverado C/K 3500, C3500HD	2011-C	17" x 6.5"	5	8	258S-OL		✓	9
Sierra C/K 3500, C3500HD	2008-2010	17" x 6.5"	5	8	291S-OL		✓	9
Silverado C/K 3500, C3500HD	2008-2010	17" x 6.5"	5	8	291S-OL		✓	9
W4 / W4500 / W5500	1989-C	19.5" x 6"	6	6	239ES	✓		7
P30 Class A Motorhome Chassis (8)	1977-C	19.5" x 6"	5	5/10	243ES	✓		8
C3500HD(8)	1992-1998	19.5" x 6"	5	5/10	243ES	✓		8
Workhorse Chassis (8)	1999-C	19.5" x 6"	5	5/10	243ES	✓		8
Top Kick C/K 4500 / 5500 / 6500	2003-C	19.5" x 6.75"	4	8	232S-OL		✓	7
Kodiak C/K 4500 / 5500 / 6500	2003-C	19.5" x 6.75"	4	8	232S-OL		✓	7
Top Kick C/K 4500 / 5500 / 6500	1990-2002	19.5" x 6.75"	4	8	244S-OL		✓	8
Kodiak C/K 4500 / 5500 / 6500	1990-2002	19.5" x 6.75"	4	8	244S-OL		✓	8

## Dodge

Model	Year	Size	Hand Holes	Lug Nuts	Part Number	UL	OL	Page
D2 / D3 / D7 4WD	1982-1995	16",16.5" x 6"	4	8	240ES	✓		11
D2 / D3 / D7	1973-1984	16",16.5" x 6"	4	8	240ES	✓		11
4500/5500 (1)(3)	2012-C	19.5" x 6"	5	10	234-ABS		✓	10
4500 / 5500 (1)(2)	2007-2011	19.5" x 6"	5	10	234DES-OL		✓	10
4500 / 5500 (1)(3)	2012-C	19.5" x 6"	5	10	234ES-OL		✓	10
4500/5500 (1)(2)(4)	2012-C	19.5" x 6"	5	10	234P-ABS		✓	10

## Ford

Model	Year	Size	Hand Holes	Lug Nuts	Part Number	UL	OL	Page
F350 2WD / 4WD (3)	1999-2002	16" x 6"	4	8	236ES-OL		✓	13
F350 2WD / 4WD (2)	2003-2004	16" x 6"	4	8	236ES-OL		✓	13
F350 2WD / 4WD (3)	2004-2011	16" x 6"	4	8	236ES-OL		✓	13
E350 / E450 (8 Vent Hole Wheels)	1992-C	16" x 6"	8	8	238ES-OL		✓	13
F450 / E350 Super Duty (6)	1984-1991	16" x 6"	4	10	242ES	✓		13
F450 / E350 Super Duty (7)	1992-1998	16" x 6"	4	10	242ES	✓		13
Ford Transit 350 (Dually Wheels)	2014 - C	16" x 6"	12	6	259-ABS		✓	15
E350 / E450	2008-C	16",16.5" x 6"	4	8	240ES	✓		13
F350 / E350	1974-1991	16",16.5" x 6"	4	8	240ES	✓		13
F350 4WD	Mid '84-'91	16",16.5" x 6"	4	8	240ES	✓		13
F350 4WD	1992-1995	16",16.5" x 6"	4	8	240ES	✓		13
F350	1992-1998	16",16.5" x 6"	4	8	240ES	✓		13
F350 / E350	1976-1984	16",16.5" x 6"	4	8	240ES	✓		13
F350 / E350	Mid '84-'91	16",16.5" x 6"	4	8	240ES	✓		13
F350 2WD / 4WD	2005-C	17" x 6.5"	4	8	257-ABS		✓	15

# Medium Duty Simulator Index



## Ford (continued)

Model	Year	Size	Hand Holes	Lug Nuts	Part Number	UL	OL	Page
F350 2WD / 4WD	2005-C	17" x 6.5"	4	8	257S-OL		✓	15
F450/ 550 Super Duty Series	2005-C	19.5" x 6"	5	10	234-ABS		✓	12
F450 / 550 / 650 Super Duty Series	2005-C	19.5" x 6"	5	10	234ES-OL		✓	12
Ford LCF Cab over	2006-2009	19.5" x 6"	5	10	234ES-OL		✓	12
F450/ 550 Super Duty Series (3)(4)	2005-C	19.5" x 6"	5	10	234P-ABS		✓	12
F450 / 550 2WD / 4WD Super Duty Series (5)	1991-2002	19.5" x 6"	5	8	246ES-OL		✓	14
F450 / 550 2WD / 4WD Super Duty Series (2)	2003-2004	19.5" x 6"	5	8	246ES-OL		✓	14
F450 / 550 2WD / 4WD Super Duty Series (3)	2004-2012	19.5" x 6"	5	8	246ES-OL		✓	14
F600 Lo Pro	2003-C	19.5" x 6.75"	4	8	231S-OL		✓	12
F650 Lo Pro	2004-C	19.5" x 6.75"	4	8	231S-OL		✓	12
F600 Lo Pro	1990-2002	19.5" x 6.75"	4	8	245S-OL		✓	14
F600 / F650	1992-C	19.5" x 7.5"	5	10	296S-OL		✓	15
F650 Front Set	2003	22.5" x 7.5"	5	10	248S-OL		✓	14
F650 Rear Set	2003	22.5" x 7.5"	5	10	255S-OL		✓	14

## Freightliner

Model	Year	Size	Hand Holes	Lug Nuts	Part Number	UL	OL	Page
FL50 / FL60 / M3	2003-C	19.5" x 6.75"	4	8	232S-OL		✓	16
FL50 / FL60 / M2	1990-2002	19.5" x 6.75"	4	8	244S-OL		✓	16
FL60 / M2	1993-C	19.5" x 7.5"	5	10	296S-OL		✓	16

## Hino

Model	Year	Size	Hand Holes	Lug Nuts	Part Number	UL	OL	Page
Hino 258	2004-C	19.5" x 6.75"	4	8	231S-OL		✓	17

## International

Model	Year	Size	Hand Holes	Lug Nuts	Part Number	UL	OL	Page
CF500 / CF600 (3)	2006-2009	19.5 x 6"	5	10	234ES-OL		✓	18
Terra Star (3)	2011-C	19.5 x 6"	5	10	234ES-OL		✓	18
4100-4400 / 4600 / 4700	1991-2002	19.5" x 6.75"	4	8	245S-OL		✓	18
4100-4400 / 4600 / 4701	2003-C	19.5" x 6.75"	4	8	231S-OL		✓	18
4300 / 4700 DuraStar	1992-C	19.5" x 7.5"	5	10	296S-OL		✓	19

## Isuzu / Nissan

Model	Year	Size	Hand Holes	Lug Nuts	Part Number	UL	OL	Page
NPR	1996-C	16" x 6"	6	6	237ES	✓		20
Nissan Medium Duty 1800UD	1981-C	16" x 6"	4	8	236NS-OL		✓	20
NPR / NPR HD / NQR	1999-C	19.5" x 6"	6	6	239ES	✓		20
FRR	1999-C	19.5" x 6"	6	6	239ES	✓		20

### Application Notes

OL = Over the Lug Mounting. No need to remove lug nuts. Sets are secured with Jam Nuts

UL = Under the Lug Mounting. Remove every other lug nut for installation.

ABS = Automotive grade ABS chrome plated plastic

(1) Need three full threads above lug nut

(2) 9/16" Jam nut

(3) M14 x 1.5" Jam nut

(4) Pointed Style Nut covers

(5) M14 x 2" Jam nut

(6) 1-1/16" Nut covers

(7) 7/8" Nut covers

(8) 5 lugs front / 10 lugs rear





# GMC / Chevrolet

Part Number

## 232S-OL

19.5" x 6.75", 8 lugs, 4 hand hole wheels. 41mm lug nut covers with 20mm studs

Fits Top Kick and Kodiak C/K 4500, 5500, 6500



Part Number

## 235ES

16" x 6.5" 8 lug, 4 hand hole wheels

Fits C3500HD



Part Number

## 237ES

16" x 6", 6 lug, 6 hand hole wheels, 41mm lug nut covers

Fits GMC W3500



Part Number

## 239ES

19.5" x 6", 6 lugs, 6 hand hole wheels

Fits W4, W4500, W5500



Refer to **Medium Duty Simulators Index**, pg. 5-6, for specific years and detailed information



# GMC / Chevrolet



Part Number

## 240ES

16" x 6", 8 lug, 4 hand hole wheels

Fits C3500, C30 4WD. Crew cab, Class C Motorhome (Van cutaway)



Part Number

## 243ES

19.5" x 6", 5 lug front / 10 lug rear, 5 hand hole wheels.

1" Lug nuts

Fits C3500HD, P30 Class A Motorhome, and Workhorse Chassis



Part Number

## 244S-OL

19.5" x 6.75", 8 lugs, 4 hand hole wheels. 30mm lug nut covers

Fits Top Kick and Kodiak, C/K 4500, 5500, and 6500



Part Number

## 258-ABS

17" x 6.5", 8 lug 5 hand hole wheels

Fits C/K 3500, C3500HD



Refer to **Medium Duty Simulators Index**, pg. 5-6, for specific years and detailed information





# GMC / Chevrolet

Part Number

**291S-OL**

17" x 6.5", 8 Lug, 5 hand hole wheels

Fits C/K 3500, C3500HD 2008-2010



Part Number

**258S-OL**

17" x 6.5", 8 lug, 5 hand hole wheels

Fits C/K 3500, C3500HD 2011-Current



Refer to **Medium Duty Simulators Index**, pg. 5-6, for specific years and detailed information



# Dodge



Part Number

## 234-ABS

19.5" x 6", 10 Lug, 5 hand hole Wheels  
Fits 4500, 5500



Part Number

## 234DES-OL

19.5" x 6", 10 lug 5 hand hole wheels. 9/16 Jam nut  
Fits 4500, 5500 2007-2011



Part Number

## 234P-ABS

19.5" x 6", 10 Lug, 5 hand hole Wheels - Pointed Style  
nut covers  
Fits 4500, 5500



Part Number

## 234ES-OL

19.5" x 6", 10 lug 5 hand hole wheels. M14 x  
1.5" Jam nut  
Fits 4500, 5500 2012-Current



Refer to **Medium Duty Simulators Index**, pg. 5-6, for specific years and detailed information





**Dodge**

Part Number  
**240ES**

16" & 16.5" x 6", 8 lug, 4 hand hole wheels.

Fits D2, D3, D7, 2WD & 4WD



Ford E450 2019





# Ford

Part Number

## 231S-OL

19.5" x 6.75", 8 lug 4 hand hole wheels. 41mm lug nuts, with 22mm studs

Fits F600, F650 Lopro



Part Number

## 234-ABS

19.5" x 6", 10 lug, 5 hand hole wheels

Fits F450, F550; Super Duty Series



Part Number

## 234ES-OL

19.5" x 6", 10 lug 5 hand hole wheels

Fits F450, F550, F650; Super Duty Series, LCF Cab over



Part Number

## 234P-ABS

19.5" x 6", 10 lug, 5 hand hole wheels - Pointed Style lug nut covers

Fits F450, F550; Super Duty Series



Refer to **Medium Duty Simulators Index**, pg. 5-6, for specific years and detailed information





**Ford**

Part Number

## 236ES-OL

16" x 6", 8 lugs, 4 hand holes wheels

Fits F350 2WD & 4WD



Part Number

## 238ES-OL

16" x 6" 8 lugs, 8 hand hole wheels

Fits E350, E450



Part Number

## 240ES

16" & 16.5" x 6", 8 lug, 4 hand hole wheels

Fits E350, E450, F350, F350 4WD



Part Number

## 242ES

16" x 6" 10 lug, 4 hand hole wheels. Exposed nut style  
Fits F450 Super Duty, E350 Super Duty



Refer to **Medium Duty Simulators Index**, pg. 5-6, for specific years and detailed information





# Ford

Part Number

## 245S-OL

19.5" x 6.75", 8 lug 4 hand hole wheels  
Fits F600 Lo Pro



Front

Rear



16 Pieces



16 Pieces



Part Number

## 246ES-OL

19.5" x 6", 8 lug 5 hand hole wheels.  
Fits F450, F550; 2WD and 4WD Super Duty Series



Front

Rear



12 Pieces



Part Number

## 248S-OL

22.5" x 7.5", 10Lug, 5hand hole wheels. **Front set**  
Fits F650



10 Pieces



10 Pieces



Part Number

## 255S-OL

22.5" x 7.5", 10Lug, 5hand hole wheels. **Rear set**  
Fits F650



10 Pieces



10 Pieces



Refer to **Medium Duty Simulators Index**, pg. 5-6, for specific years and detailed information





**Ford**

Part Number  
**257-ABS**

17" x 6.5", 8 lug, 4 hand hole wheels  
Fits F350 2WD & 4WD



Part Number  
**257S-OL**

17" x 6.5", 8 lug 4 hand hole wheels.  
Fits F350 2WD and 4WD



Part Number  
**259-ABS**

16" x 6", 6 Lugs, 12 hand hole wheels  
Fits Ford Transit



Part Number  
**296S-OL**

19.5" x 7.5" 10 lug, 5 hand hole wheels  
Fits F600, F650



Refer to **Medium Duty Simulators Index**, pg. 5-6, for specific years and detailed information



# Freightliner

Part Number

## 232S-OL

19.5" x 6.75" 8 lug 4 hand hole wheels, 41mm lug nut covers with 20mm studs

Fits FL 50, FL 60, M3



Part Number

## 244S-OL

19.5" x 6.75" 8 lug 4 hand hole wheels, 30mm lug nut covers

Fits FL 50, FL 60, M2



Part Number

## 296-AM

- Air Max braided stainless steel valve stem extensions for inner and outer rear wheels
- Mounting holes in simulator must measure 1-3/8" diameter and OE lug nut hex of 1-3/16" or larger
- Includes 4 brackets, 2 inner and 2 outer extensions



**AirMax**

Make and Model	Year
Ford F600 / F650	1992-C
Freightliner FL60 / M2	1993-C
International 4300 / 4700 Durastar	1992-C

Part Number

## 296S-OL

19.5" x 7.5" 10 lug, 5 hand hole wheels

Fits FL 60, M2



Refer to **Medium Duty Simulators Index**, pg. 5-6, for specific years and detailed information





**Hino**

Part Number

**231S-OL**

19.5" x 6.75", 8 lug 4 hand hole wheels. 41mm lug nuts, with 22mm studs.

Fits Hino 258



## Installation Tips!

- Align the Simulator holes to the hand holes on your wheels
- Place the jam nuts, provided, on the missing holes
- Use the tool, provided, to tight the jam nuts in place

Scan code and see our quick installation video



Refer to **Medium Duty Simulators Index**, pg. 5-6, for specific years and detailed information





# International



Ford F450 2019

Part Number

## 231S-OL

19.5" x 6.75", 8 lug 4 hand hole wheels. 41mm lug nuts, with 22mm studs.

Fits 4100-4400, 4600, 4701, and CV Series



Front

Rear

16 Pieces

16 Pieces

Part Number

## 234ES-OL

19.5" x 6", 10 lug 5 hand hole wheels. M14 x 1.5" Jam nut

Fits Terra Star, CF500 and CF600



Front

Rear

12 Pieces

Part Number

## 245S-OL

19.5" x 6.75", 8 lugs, 4 hand hole wheels

Fits 4100-4400, 4600, 4700



Front

Rear

16 Pieces

16 Pieces

Refer to **Medium Duty Simulators Index**, pg. 5-6, for specific years and detailed information





# International

## Part Number 296S-OL

19.5" x 7.5", 10 lugs, 5 hand hole wheels  
Fits 4300,4700 DuraStar



## Part Number 296-AM

- Air Max braided stainless steel valve stem extensions for inner and outer rear wheels
- Mounting holes in simulator must measure 1-3/8" diameter and OE lug nut hex of 1-3/16" or larger
- Includes 4 brackets, 2 inner and 2 outer extensions



Make and Model	Year
Ford F600 / F650	1992-C
Freightliner FL60 / M2	1993-C
International 4300 / 4700 Durastar	1992-C



Refer to **Medium Duty Simulators Index**, pg. 5-6, for specific years and detailed information





# Izusu / Nissan

Part Number

## 236NS-OL

16" x 6", 8 lugs, 4 hand hole wheels  
Fits Nissan Medium Duty 1800UD



Part Number

## 237ES

16" x 6", 6 lug, 6 hand hole wheels. 41mm lug nut covers  
Fits NPR



Part Number

## 239ES

19.5" x 6", 6 lug 6 hand hole wheels. 41mm lug nut covers  
Fits NPR, NPR HD, NQR, FRR



Refer to **Medium Duty Simulators Index**, pg. 5-6, for specific years and detailed information





# Chevrolet / GMC ABS Axle Covers

Part Number

**258FP-ABS**

17" X 6.5", 8 Lugs (pair)



Part Number

**258RP-ABS**

17" X 6.5", 8 Lugs (pair)



Part Number

**291FT-ABS**

17" X 6.5", 8 Lugs (pair)



Part Number

**291RT-ABS**

17" X 6.5", 8 Lugs (pair)



Model	Year	Size	Lug Nuts	Bolt Pattern	Part Number
C3500 (Front Set)	2008-2010	17" X 6.5"	8	6.5"	291FT-ABS
C3500 (Rear Set)	2008-2010	17" X 6.5"	8	6.5"	291RT-ABS
C3500HD (Front Set)	2011-Current	17" X 6.5"	8	8.25"	258FP-ABS
C3500HD (Rear Set)	2011-Current	17" X 6.5"	8	8.25"	258RP-ABS



# Ford ABS Axle Covers

Part Number

## 234AK-ABS

19.5" x 6", 10 lug, 5 hand hole Wheels. Screw on Style Nut covers



Model	Year	Wheel Size	Lugs	Hand Holes	Bolt Pattern
F450 / F550	2005-Current	19.5" X 6"	10	5	225mm

Part Number

## 234FP-ABS

Front 19.5" x 6", 10 lug wheels. Push on Style; securely snaps onto the lug nuts. Pair



Part Number

## 234RP-ABS

Rear 19.5" x 6", 10 lug wheels. Push on Style; securely snaps onto the lug nuts. Pair



Model	Year	Wheel Size	Lugs	Hand Holes	Bolt Pattern
F450 / F550	2011-Current	19.5" X 6"	10	5	225mm





# One Ton Pick-up Truck Axle Covers

Part Number  
**233SF-ES**

Front



Part Number  
**233SFH-ES**

Front with 5-1/6" hub hole



Part Number  
**233SR-ES**

Rear



## Chevy/GM

Model	Year	Wheel Size	Lugs	Bolt Pattern
Class "C" Motorhome (Van Cutaway)	1976-1999	16" x 6"	8	6.5" (164mm)
C3500/C30	1976-1987	16" x 6"	8	6.5" (164mm)
C3500/C30 4WD	1976-C	16" x 6"	8	6.5" (164mm)
C3500	1988-1990	16" x 6"	8	6.5" (164mm)
C30 & Crew Cab	1988-1990	16" x 6"	8	6.5" (164mm)

## Dodge

Model	Year	Wheel Size	Lugs	Bolt Pattern
D2/D3/D7	1973-1995	16" x 6"	8	6.5" (164mm)

## Ford

Model	Year	Wheel Size	Lugs	Bolt Pattern
E350 / E450 (Changed to 4 Hole)	2008-C	16.5" x 6"	8	6.5" (164mm)
F350/E350	1974-1991	16.5" x 6"	8	6.5" (164mm)
F350 4WD	Mid '84-'91	16" x 6"	8	6.5" (164mm)
F350 4WD	1992-1995	16.5" x 6"	8	6.5" (164mm)
F350	1992-1998	16.5" x 6"	8	6.5" (164mm)
F350/E350	1976-1984	16" x 6"	8	6.5" (164mm)
F350/E350	Mid '84-'91	16" x 6"	8	6.5" (164mm)

# Heavy Duty Wheel Simulators Index



## Universal Quick Mount Wheel Covers

Wheel Size	Lug Nuts	Hand Holes	Lug Nut Size	Part Number	UL	OL	Features	Page
22.5" x 7.5"	X	10	**	297-QM		✓	Front Set	25
22.5" x 8.25"	X	10	**	297-QM		✓	Front Set	25
22.5" x 9"	X	10	**	297-QM		✓	Front Set	25
22.5" x 7.5"	X	10	**	299-QM		✓	Rear Set	25
22.5" x 8.25"	X	10	**	299-QM		✓	Rear Set	25
22.5" x 9"	X	10	**	299-QM		✓	Rear Set	25

## ABS - Front and Rear Wheel Covers

### Front Simulator Sets

Wheel Size	Lug Nuts	Hand Holes	Lug Nut Size	Part Number	UL	OL	Features	Page
22.5" x 8.25"	10	10	*	250A-ABS	✓		Removable Center Cap	26
22.5" x 8.25"	10	10	*	250-ABS	✓		Removable Center Cap	26
22.5" x 8.25"	10	10	*	252-ABS	✓		Removable Center Cap	26

## 304 Stainless Steel Wheel Simulators

### Front Simulator Sets

Wheel Size	Lug Nuts	Hand Holes	Lug Nut Size	Part Number	UL	OL	Features	Page
22.5" x 7.5"	10	2	33mm	247S-OL		✓	Removable Center Cap	27
22.5" x 7.5"	10	5	33mm	248S-OL		✓	Removable Center Cap	27
22.5" x 8.25"	10	2	1-1/2"	250S	✓		Removable Center Cap	27
22.5" x 8.25"	10	2	33mm	250S-33	✓		Removable Center Cap	27
22.5" x 8.25"	10	2	33mm	250S-OL		✓	Removable Center Cap	28
22.5" x 8.25"	10	2	38mm	250S-38	✓		Removable Center Cap	28
22.5" x 8.25"	10	5	1-1/2"	249S	✓		Removable Center Cap	28
22.5" x 8.25"	10	5	33mm	249S-33	✓		Removable Center Cap	28
22.5" x 8.25"	10	5	33mm	249S-OL		✓	Removable Center Cap	29
24.5" x 8.25"	10	2	1-1/2" **	260S	✓		Removable Center Cap	29

### Rear Simulator Sets

Wheel Size	Lug Nuts	Hand Holes	Lug Nut Size	Part Number	UL	OL	Features	Page
22.5" x 7.5"	10	2	33mm	254S-OL		✓	Removable Cap	30
22.5" x 7.5"	10	5	33mm	255S-OL		✓	Removable Cap	30
22.5" x 8.25"	10	2	1-1/2"	251S	✓		Unitized Axle Cover	30
22.5" x 8.25"	10	2	33mm	251S-33	✓		Unitized Axle Cover	30
22.5" x 8.25"	10	2	38mm	251S-38	✓		Unitized Axle Cover	31
22.5" x 8.25"	10	2	1-1/2"	252S	✓		Removable Cap, 2 piece Axle Cover	31
22.5" x 8.25"	10	2	33mm	252S-33	✓		Removable Cap, 2 piece Axle Cover	31
22.5" x 8.25"	10	2	38mm	252S-38	✓		Removable Cap, 2 piece Axle Cover	31
22.5" x 8.25"	10	2	1-1/2" **	252SH	✓		Removable Cap with Hub Hole, 2 piece	32
22.5" x 8.25"	10	2	33mm	252S-OL		✓	Removable Cap, 2 piece	32
22.5" x 8.25"	10	5	1-1/2"	256S	✓		Unitized Axle Cover	32
22.5" x 8.25"	10	5	33mm	256S-33	✓		Unitized Axle Cover	32
22.5" x 8.25"	10	5	33mm	256S-OL		✓	Unitized Axle Cover	33
24.5" x 8.25"	10	2	1-1/2" **	261S	✓		Unitized Axle Cover	33
24.5" x 8.25"	10	2	1-1/2" **	262S	✓		Removable Cap, 2 piece Axle Cover	33

### Rear Simulator Liners

Wheel Size	Lug Nuts	Hand Holes	Lug Nut Size	Part Number	UL	OL	Features	Page
22.5" x 8.25"	10	2	**	253S-1	✓		Liner Only	34
22.5" x 8.25"	10	5	**	256S-1	✓		Liner Only	34
24.5" x 8.25"	10	2	**	263S-1	✓		Liner Only	34

ABS= Automotive grade ABS Chrome Plastic

\* Can be used with 33mm, 38mm hub piloted wheel - must specify nut size

\*\* Universal fits wheels with 1-1/2" / 33mm / 38mm lug nuts - must specify nut size





# Universal Quick Mount Wheel Covers

Stainless Steel

Heavy Duty Simulators

Part Number

**297-QM**

22.5" X 7.5", 8.25", 9" 10 hand hole. Universal mount for 6, 8, and 10 lug wheels. Front set.



10 Pieces

Part Number

**299-QM**

22.5" X 7.5", 8.25", 9" 10 hand hole. Universal mount for 6, 8, and 10 lug wheels\* Four valve extensions. Rear set.



10 Pieces



Peterbilt 389 Century 2018



# ABS Front and Rear Wheel Covers




Part Number

## 250A-ABS

Front **22.5" X 8.25"**, 10 Lugs, 10 hole, 11.25" bolt pattern, **Aluminum** hub Piloted wheels. Removable center cap

Bracket Mounting system




4 Pieces

Part Number

## 250-ABS

Front **22.5" X 8.25"**, 10 Lugs, 10 hole, 11.25" bolt pattern, **Steel** hub Piloted wheels. Removable center cap

Bracket Mounting system




4 Pieces

Part Number

## 252-ABS

Fits **22.5" x 7.5" / 8.5" / 9"** **Steel** Wheels or **Aluminum** Wheels, 10 Lug / 11.25" Bolt Pattern. Hub piloted wheels. Removable center caps. Bracket mounting system. Complete set for two rear axles



8 Pieces





# Front Simulator Sets

## Stainless Steel

Part Number

**247S-OL**

22.5" x 7.5" Heavy Duty, 10 lugs 2 hand hole, 33mm hub piloted wheels - Over the Lug style



Part Number

**248S-OL**

22.5" x 7.5" Heavy Duty, 10 lugs 5 hand holes, 33mm hub piloted wheels - Over the Lug style



Part Number

**250S**

22.5" x 8.25" Heavy Duty, 10 lug 2 hand hole, 1-1/2" stud piloted wheels



Part Number

**250S-33**

22.5" x 8.25" Heavy Duty, 10 lug 2 hand hole, 33mm hub piloted wheels



# Front Simulator Sets

## Stainless Steel



Part Number

### 250S-38

22.5" x 8.25" Heavy Duty, 10 lug 2 hand hole, 38mm hub piloted wheels



20 Pieces

Part Number

### 250S-OL

22.5" x 8.25" Heavy Duty, 10 lug 2 hand hole, 33mm hub piloted wheels - Over the Lug style



10 Pieces



10 Pieces



Part Number

### 249S

22.5" x 8.25" Heavy Duty, 10 lug 5 hand hole, 1-1/2" stud piloted wheels



20 Pieces

Part Number

### 249S-33

22.5" x 8.25" Heavy Duty, 10 lug 5 hand hole, 33mm hub piloted wheels



20 Pieces





# Front Simulator Sets

## Stainless Steel

Part Number

**249S-OL**

22.5" x 8.25" Heavy Duty, 10 lug 5 hand hole, 33mm hub piloted wheels - Over the Lug style



10 Pieces

10 Pieces

Part Number

**260S**

24.5" x 8.25" Heavy Duty, 10 lug 2 hand hole wheels.\*



20 Pieces



Freightliner MS 2019

\*Specify your application lug nut size, 1-1/2, 33mm, 38mm.

# Rear Simulator Sets

## Stainless Steel



Part Number

### 254S-OL

22.5" x 7.5" Heavy Duty, 10 lugs 2 hand holes, 33mm hub piloted wheels - Over the Lug style



Part Number

### 255S-OL

22.5" x 7.5" Heavy Duty, 10 lugs 5 hand holes, 33mm hub piloted wheels - Over the Lug style



Part Number

### 251S

22.5" x 8.25" Heavy Duty, 10 lugs 2 hand holes, 1-1/2" stud piloted wheels



Part Number

### 251S-33

22.5" x 8.25" Heavy Duty, 10 lugs 2 hand holes, 33mm hub piloted wheels







## Rear Simulator Sets

### Stainless Steel

Part Number

**251S-38**

22.5" x 8.25" Heavy Duty, 10 lugs 2 hand holes, 38mm hub piloted wheels.



20 Pieces

Part Number

**252S**

22.5" x 8.25" Heavy Duty, 10 lugs 2 hand holes, 1-1/2" stud piloted wheels. Removable hub cap



20 Pieces

Part Number

**252S-33**

22.5" x 8.25" Heavy Duty, 10 lugs 2 hand holes, 33mm hub piloted wheels. Removable hub cap



20 Pieces

Part Number

**252S-38**

22.5" x 8.25" Heavy Duty, 10 lugs 2 hand holes, 38mm hub piloted wheels. Removable hub cap



20 Pieces



## Rear Simulator Sets

### Stainless Steel

Part Number

**252SH**

22.5" x 8.25" Heavy Duty, 10 lugs 2 hand hole wheels.\*  
Removable hub hole cap



20 Pieces

Part Number

**252S-OL**

22.5" x 8.25" Heavy Duty, 10 lugs 2 hand holes, 33mm  
hub piloted wheels - Over the Lug style



10 Pieces

10 Pieces

Part Number

**256S**

22.5" x 8.25" Heavy Duty, 10 lugs 5 hand holes, 1-1/2"  
stud piloted wheels



20 Pieces

Part Number

**256S-33**

22.5" x 8.25" Heavy Duty, 10 lugs 5 hand holes, 33mm  
hub piloted wheel



20 Pieces

\*Specify your application lug nut size, 1-1/2, 33mm, 38mm.





# Rear Simulator Sets

## Stainless Steel

Part Number

**256S-OL**

22.5" x 8.25" Heavy Duty, 10 lugs 5 hand holes, 33mm hub piloted wheels - Over the Lug style



Part Number

**261S**

24.5" x 8.25" Heavy Duty, 10 lugs 2 hand hole wheels\*



Part Number

**262S**

24.5" x 8.25" Heavy Duty, 10 lugs 2 hand hole wheels\*



Specify your application lug nut size, 1-1/2, 33mm, 38mm.



# Rear Simulator Liners and Airmax Valve Extensions



Part Number

**253S-1**

22.5" x 8.25" Heavy Duty, 10 lugs,  
2 hand holes



Liner Only

Part Number

**256S-1**

22.5" x 8.25" Heavy Duty, 10 lugs,  
5 hand holes



Liner Only

Part Number

**263S-1**

24.5" x 8.25" Heavy Duty, 10 lugs,  
2 hand holes



Liner Only

Part Number

**299-AVXS**



15" long SS braided valve extension hose with angled end for  
the rear outer wheel

Part Number

**299-AVXL**



24" long straight SS braided valve extensions hose for the rear  
inner wheel

Part Number

**296-AM**

- Air Max braided stainless steel valve stem extensions for inner and outer rear wheels
- Mounting holes in simulator must measure 1-3/8" diameter and OE lug nut hex of 1-3/16" or larger
- Includes 4 brackets, 2 inner and 2 outer extensions



**AirMax**

Make and Model	Year
Ford F600 / F650	1992-C
Freightliner FL60 / M2	1993-C
International 4300 / 4700 Durastar	1992-C





# Air Valve Extensions

Valve Stem extenders take the hassle out of inflating and checking the air pressure of dual tires. Inflation kits let you easily check air pressure and inflate your vehicle's dually tires by relocating the inner tire's valve stem to the outer wheel and extends the valve stem on the outer tire. Kits are designed to be used with steel or aluminum wheels with wheel liners. All necessary hardware is included.

## Outer Dual Valve Stem System

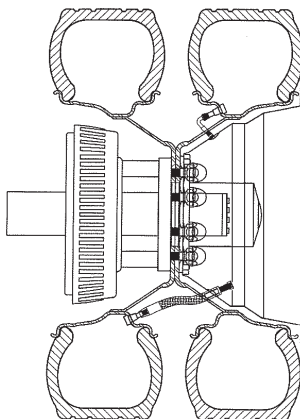
Part Number

**290-AP3**



Air Inflation Kit Air Plus Valve Stem Extensions Outer Dual w 135 Degree Angle. Includes two extensions.

**AirPlus extensions** bring the inner valve fill into the nearest outer wheel hand hole with a spring clip stabilizer which mounts in the OE steel wheel hand hole.




## Two Hose Inner Dual Valve Stem Extension & Stabilizer Kits

- Rugged Braided Stainless Steel
- One repair of extensions with stabilizers
- Quick and easy installation
- Makes checking and filling air easier
- Ideal for any brand of wheel simulators
- Live stem hoses

Part Number


**290-AP4**



Mounts in 3.75"-4.25" oval hand hole, up to 17" diameter wheels

Part Number

**290-AP6**



Mounts in 3.75"-4.25" oval hand hole 19.5" diameter wheels

**AirPlus**



# Medium Duty Simulators Spare Parts











## Jam Nuts / Lug nut covers

	Part Number	Size	Wheel Simulator
	<b>266</b>	20mm Thread, 30mm Hex Jam nut	244S-OL
	<b>269</b>	22mm Thread, 30mm Hex Jam nut	245S-OL
	<b>272</b>	9/16" Thread Jam nut	236ES-OL 236NS-OL 246ES-OL
	<b>276</b>	3/4" Thread Jam nut	238ES-OL
	<b>287</b>	M14 x 1.5" Thread Jam nut	236ES-OL 246ES-OL
	<b>288</b>	M14 x 2" Thread Jam nut	236ES-OL 246ES-OL
	<b>273T</b>	22mm Thread, 41mm Hex Jam nut	231S-OL
	<b>274T</b>	20mm Thread, 41mm Hex Jam nut	232S-OL
	<b>258SJN</b>	7/8" x M14 Thread, 1-1/8" Hex Jam nut	258S-OL
	<b>291SJN</b>	7/8" x M14 Thread, 1-1/8" Hex Jam nut	291S-OL
	<b>296SJN</b>	22mm Thread, 41mm Hex Lug nut	296S-OL
	<b>296SLN</b>	5/8" Hex Lug nut	296S-OL




## Phoenix Emblem Sticker

	<b>297LG</b>	Phoenix Emblem Sticker
---	--------------	------------------------

## Tools

	Part Number	Size	Wheel Simulator
	<b>264T</b>	41mm Hex nut	231S-OL 232S-OL
	<b>265T</b>	1-1/8" Hex Nut	234ES-OL 236NS-OL 238ES-OL 246ES-OL 257S-OL
	<b>267T</b>	5/16" Removal tool	235ES 240ES
	<b>268T</b>	5/16" Allen Wrench	238ES-OL
	<b>270T</b>	30mm Hex Nut	244S-OL 245S-OL
	<b>258STL</b>	1-1/8" Hex	258S-OL
	<b>291STL</b>	1-1/8" Hex	291S-OL
	<b>296STL</b>	1-5/8" Hex	296S-OL

## Extenders

	Part Number	Size	Wheel Simulator
	<b>277</b>	9/16" LH stud inner thread, 3/4" RH Outside thread	238S-OL
	<b>258STX</b>	1" Inner thread, 7/8" Outside thread	258S-OL
	<b>291STX</b>	1" Inner thread, 7/8" Outside thread	291S-OL





## Heavy Duty Simulators Spare Parts

### 22.5" & 24.5" Under the Lug Simulators

#### Hub Cap

Part Number	Size
-------------	------



**250S-1**

Front Hub Cap for UL Simulators

### 22.5" Over the Lug Simulators

#### Tool

Part Number	Size
-------------	------



**271T**

33mm Hex Nut

#### Adaptor Caps

Part Number	Size
-------------	------



**282**

7/8"



**281**

1"



**275**

1-1/4"

#### Jam nuts

Part Number	Size
-------------	------



**278**

M22.5 x 1.5" X 28.5mm



**284**

M22.5 x 1.5" X 34.5mm

### Universal Quick Mount Wheel Covers

#### Liners

Part Number	Size
-------------	------



**297F1**

22.5 Front Liner for 297-QM



**299R1**

22.5 Front Liner for 299-QM



**297EX**

Expansion Ring for 297-QM and 299-QM



**297TL**

Tool for 297-QM and 299-QM



**297SPS**

Pop off Cap for 297-QM AND 299-QM



**297HD**

Hardware for 297-QM and 299-QM

### Air Valve Extensions

Part Number	Size
-------------	------



**299-AVXL**

24" long straight SS braided valve extensions hose for the rear inner wheel



**299-AVXS**

15" long SS braided valve extension hose with angled end for the rear outer wheel

### Phoenix Emblem Sticker

Part Number
-------------



**297LG**

Phoenix Emblem Sticker

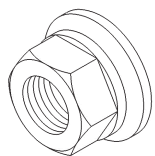


# Wheel Check List

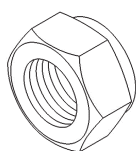
## Information you will need to determine the right simulator

1. Find the wheel # at the location shown on Figure 1 to the right. Wheel #'s are usually used for larger size wheels.
2. Find the wheel diameter at the location shown on figure 1 to the right.
3. Count the number of lugnuts.
4. Note the shape of the lug nuts:

Hub Piloted



Stud Piloted



5. note the type of wheel:

DUAL WHEEL

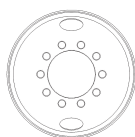


DUPLEX WHEEL

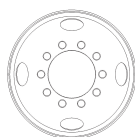


6. If you have dual wheels, count the number of hand holes on your wheel.

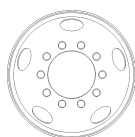
HAND HOLES



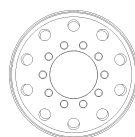
2HH



4HH



5HH



10HH

7. Note the hex Size of the lug nuts

### Hub Pilot

30mm (1 3/16")  
32mm (1 1/4")  
33mm (1 5/16")  
38mm (1 1/2")



### Stud Pilot

1.5"  
1.75"  
41mm (1 5/8")

8. Some mounting styles require at least 3 threads

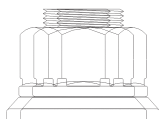
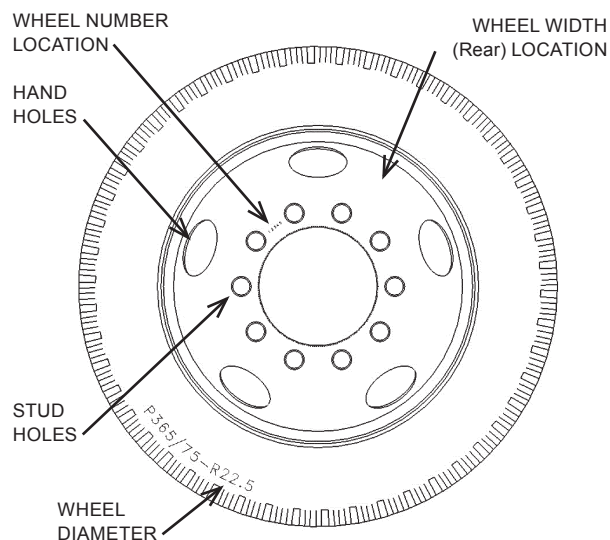


Figure 1







# Wheel Number Index

## Chevrolet/GM

Wheel No.	Part No.	Page No.
127-9	237ES	7
127-10	239ES	7
135-9	237ES	7
27756	240ES	8
27772	240ES	8
27775	243ES	8
27992	240ES	8
27994	240ES	8
28177	240ES	8
28374	240ES	8
28603	240ES	8
28680	232S-OL	7
28680	244S-OL	8
29207	243ES	8
29361	235ES	7
29506	239ES	7
29577	240ES	8
29578	240ES	8
29587	240ES	8
29588	235ES	7
29667	243ES	8
50180	232S-OL	7
50180	244S-OL	8
50095	291S-OL	9
50198	258S-OL	9
50198	258-ABS	8

## Dodge/International

Wheel No.	Part No.	Page No.
27756	240ES	11
27772	240ES	11
27992	240ES	11
27994	240ES	11
28177	240ES	11
28374	240ES	11
28603	240ES	11
28680	245S-OL	18
28680	231S-OL	18
29577	240ES	11
29578	240ES	11
29587	240ES	11
29834	234ES-OL	10, 18
29839	234ES-OL	10, 18
29839	234DES-OL	10
29884	234-ABS	10
50180	245S-OL	18
1CM11TRMAA	234DES-OL	10
29195	296S-OL	19

## Ford

Wheel No.	Part No.	Page No.
27756	240ES	13
27772	240ES	13
27992	240ES	13
27994	240ES	13

## Ford (continued)

28177	240ES	13
28374	240ES	13
28603	240ES	13
28642*	248S-OL	14
28642*	255S-OL	14
28680	231S-OL	12
28680	245S-OL	14
29001*	248S-OL	14
29001*	255S-OL	14
29186	246ES-OL	14
29577	240ES	13
29578	240ES	13
29579	238ES-OL	13
29581	242ES	13
29583	236ES-OL	13
29584	246ES-OL	14
29586	246ES-OL	14
29587	240ES	13
29745	246ES-OL	14
29837	257S-OL	15
29837	257-ABS	15
29839	234ES-OL	12
29839	234-ABS	12
29884	234ES-OL	12
29884	234-ABS	12
31991	238ES-OL	13
50180	231S-OL	12
50180	245S-OL	14
50275	257S-OL	15
1CM11TRMAA	234ES-OL	12
1CM11TRMAA	234ES-OL	12
50275	257-ABS	15
CK4Z1015A	259-ABS	15
29195	296S-OL	15

## Freightliner

Wheel No.	Part No.	Page No.
28680	244S-OL	16
28680	232S-OL	16
50180	244S-OL	16
50180	232S-OL	16
29195	296S-OL	16

## Hino

Wheel No.	Part No.	Page No.
28680	231S-OL	17
50180	231S-OL	17

## Isuzu/Nissan

Wheel No.	Part No.	Page No.
127-10	239ES	20
127-9	237ES	20
135-11	239ES	20
135-9	237ES	20
28860	237ES	20
29583	236NS-OL	20
29506	239ES	20

## 22.5" Front

Wheel No.	Part No.	Page No.
27404	250S	27
27404	250-ABS	26
27404	297-QM	25
27833	249S	28
28408	250S-OL	28
28408	250S-33	27
28408	250-ABS	26
28408	297-QM	25
28487	249S	28
28487	249S-OL	29
28487	250-ABS	26
28487	297-QM	25
28549	250S	27
28624	247S-OL	27
28642	248S-OL	27
28828	250S-OL	28
28828	250S-38	28
28828	250-ABS	26
28828	297-QM	25
29001	248S-OL	27
50408	250S-33	27
50408	250S-OL	28
50408	250S-33	27
50408	250S-38	28
50408	250-ABS	26
50408	297-QM	25
50487	249S	28
50487	249S-OL	29
50487	250-ABS	26
50487	297-QM	25
51408	250S-33	27
51408	250-ABS	26
51408	297-QM	25

## 22.5" Rear

Wheel No.	Part No.	Page No.
27404	251S	30
27404	252S	31
27404	253S-1	34
27404	252SH	32
27833	256S	32
27833	256S-1	34
28408	251S-33	30
28408	251S-38	31
28408	252S-OL	32
28408	252S-33	31
28408	252S-38	31
28408	253S-1	34
28408	252SH	32
28487	256S-OL	33
28487	256S	32
28487	256S-1	34
28549	251S	30
28549	252S	31
28624	254S-OL	30
28642	255S-OL	30

## 22.5" Rear (continued)

27404	251S	30
28828	251S-33	30
28828	251S-38	31
28828	252S-OL	32
27404	252S	31
28828	252S-33	31
28828	252S-38	31
28828	253S-1	34
28828	252SH	32
29001	255S-OL	30
50408	251S-33	30
50408	251S-38	31
50408	252S-OL	32
50408	252S-33	31
50408	252S-38	31
50408	253S-1	34
50408	252SH	32
50487	256S-OL	33
50487	256S	32
50487	256S-1	34
51408	251S-33	30
51408	252S-33	31
27404	252-ABS	26
28408	252-ABS	26
28487	252-ABS	26
28828	252-ABS	26
50408	252-ABS	26
50487	252-ABS	26
51408	252-ABS	26
27404	299-QM	25
28408	299-QM	25
28487	299-QM	25
28828	299-QM	25
50408	299-QM	25
50487	299-QM	25
51408	299-QM	25

## 24.5" Front/ Rear

Wheel No.	Part No.	Page No.
27406	260S	29
27406	262S	33
27406	261S	33
27406	263S-1	34
28409	260S	29
28409	262S	33
28409	263S-1	34
28410	260S	29
28410	262S	33
28410	261S	33
24810	263S-1	34

\*Front Set Only  
\*\*Rear Set Only

# ABS Chrome Axle Covers



Part Number

**217-344P**

ABS Chrome Front and Rear axle cover kit with removable hub caps and threaded nut covers.

Fits: 33mm, 10 lug, hub piloted, steel or aluminum wheels 20" / 22.5" / 24.5"

**Complete Set Includes:**

- 2 Front axle covers with removable cap
- 4 Rear axle covers with removable cap
- 6 Plastic Rim Protectors
- 60 Threaded Nut Covers
- 1 Lug Nut Tool







# ABS Axle Covers

Part Number

**217P**


Front axle cover with 33mm screw on nut covers



Part Number

**214PP**

Front axle cover with 33mm Pointed screw on nut covers



Part Number

**344P**

Rear axle cover with 33mm screw on nut covers



Part Number

**337PP**

Rear axle cover with 33mm Pointed screw on nut covers



# ABS Axle Covers Push-on Style



## Not enough thread? No problem!

Roadmaster has ABS axle covers for use with 33mm short studs and 1-1/2" lug nuts

Remove two lug nuts from the wheel on opposite sides

Place the rim protector, followed by the ABS axle cover, over the existing lug nuts

Place the supplied retainer rings opposite of each other, then replace the lug nuts; torque the nuts as usual Install push-on nut covers to complete the installation



217S-3



Part Number

**217P-111PFLPN**



33mm x 2-3/4"

Part Number

**344P-111PFLPN**



33mm x 2-3/4"





# ABS Axle Covers Push-on Style

## Front Axle Covers

Part Number

**217P-110P**



Part Number

**217P-110PP**



Part Number

**217P-110XTP**



Part Number

**217P-112P**



## Rear Axle Covers

Part Number

**344P-110P**



Part Number

**344P-110PP**



Part Number

**344P-110XTP**



Part Number

**344P-112P**



1-1/2" x 2-1/4"



1-1/2" X 4-1/4"



1-1/2" X 3-1/8"



33mm x 3-1/16"

# ABS Axle Covers Replacement Parts



Part Number  
**214PP-1**

Front replacement  
cap for ABS Axle  
cover 214PP



Part Number  
**337PP-1**

Rear replacement  
cap for ABS Axle  
cover 337PP



Part Number  
**217P-1**

Front replacement  
cap for ABS Axle  
cover 217P



Part Number  
**344P-1**

Rear replacement  
cap for ABS Axle  
cover 344P



Part Number  
**217S-3**

Stainless steel  
retainer rings



Part Number  
**110P**

1-1/2" X 2-1/4"



Part Number  
**110PP**

1-1/2" X 4-1/4"



Part Number  
**110XTP**

1-1/2" X 3-1/8"



Part Number  
**112P**

33mm X 3-1/16"



Part Number  
**112PF**

33mm x 4-1/8"



Part Number  
**111PFL**

33/32mm x 2-3/4"  
Threaded



Part Number  
**111PFL-PN**

33/32mm x  
2-3/4"



Part Number  
**111PFL-PP**

33/32mm x 4-3/4"  
Threaded



Part Number  
**112PP**

33mm x 4-1/4"  
Chrome ABS  
push-on



Part Number  
**112PT**

33mm x 4-1/4"  
Chrome ABS  
threaded



Part Number  
**217P-T**

1-3/4" ID X 11-3/4" tool to use with  
threaded nut covers



Part Number  
**100**

Use with 110P, 110PP, 110XTP



Part Number  
**101**

Use with 110P, 111PFL-PN, 110PP,  
111PFL-PN, 110XTP, 112PF







# Front Axle Covers

## Two-Piece Front Wheel Axle Cover

Part Number

**210**



Part Number

**239S-8**



Chrome Part #	Stainless Steel Part #	Fits Wheel(s)	Lugs	Nut Size	Bolt Pattern (center to center)	Beauty Ring (small hole)	Beauty Ring (large hole)	Removable Hub Cap	Wheel Type
210	210S	20", 22.5", 24.5"	10	1.5"	11.25"/285mm	39mm	44mm	No	Steel Only
210-353	210S-353S	20", 22.5", 24.5"	8	33mm	11.25"/285mm	32mm	48mm	No	Steel or Aluminum
210-354	210S-354S	20", 22.5", 24.5"	10	33mm/38mm*	11.25"/285mm	32mm	48mm	No	Steel or Aluminum
210-360	210S-360S	20", 22.5", 24.5"	10	1.5"	11.25"/285mm	39mm	44mm	No	Aluminum Only
	239S-8	19.5"	8	30mm/32mm/33mm	10-7/8"/275mm	29mm	46mm	Yes	Steel or Aluminum

\* For 38mm application, must remove all lug nuts for installation

Chrome Part Number	210	210-353	210-354	210-360	
Use this chart or the one above to choose the two-piece front wheel axle cover with beauty ring that's right for your truck.					
Stainless Part Number	210S	210S-353S	210S-354S	210S-360S	239S-8

## Three-Piece Front Wheel Axle Cover with Pointed Removable Cap

Part Number

**214-354**



Chrome Part #	Stainless Steel Part #	Fits Wheel(s)	Lugs	Nut Size	Bolt Pattern (center to center)	Beauty Ring (small hole)	Beauty Ring (large hole)	Removable Hub Cap	Wheel Type
214-353	214S-353S	20", 22.5", 24.5"	8	33mm	11.25"/285mm	32mm	48mm	320-2/320S-2	Steel or Aluminum
214-354	214S-354S	20", 22.5", 24.5"	10	33mm/38mm*	11.25"/285mm	32mm	48mm	320-2/320S-2	Steel or Aluminum
214-355	214S-355S	20", 22.5", 24.5"	10	1.5"	11.25"/285mm	39mm	44mm	320-2/320S-2	Steel Only
214-360	214S-360S	20", 22.5", 24.5"	10	1.5"	11.25"/285mm	39mm	44mm	320-2/320S-2	Aluminum Only

\* For 38mm application, must remove all lug nuts for installation

Chrome Part Number	214-353	214-354	214-355	214-360	
Use this chart or the one above to choose the three-piece front wheel axle cover with removable cap that's right for your truck.					
Stainless Part Number	214S-353S	214S-354S	214S-355S	214S-360S	



# Front Axle Covers

## Three-Piece Front Wheel Axle Cover

Part Number

**215-354**



Chrome Part #	Stainless Steel Part #	Fits Wheel(s)	Lugs	Nut Size	Bolt Pattern (center to center)	Beauty Ring (small hole)	Beauty Ring (large hole)	Removable Hub Cap	Wheel Type
215	215S	20", 22.5", 24.5"	10	1.5"	11.25"/285mm	39mm	44mm	320/320S	Steel Only
215-353	215S-353S	20", 22.5", 24.5"	8	33mm	11.25"/285mm	32mm	48mm	320/320S	Steel or Aluminum
215-354	215S-354S	20", 22.5", 24.5"	10	33mm/38mm*	11.25"/285mm	32mm	48mm	320/320S	Steel or Aluminum
215-360	215S-360S	20", 22.5", 24.5"	10	1.5"	11.25"/285mm	39mm	44mm	320/320S	Aluminum Only

\* For 38mm application, must remove all lug nuts for installation

Chrome Part Number	215	215-353	215-354	215-360
Use this chart or the one above to choose the three-piece front wheel axle cover with removable cap that's right for your truck.				
Stainless Part Number	215S	215S-353S	215S-354S	215S-360S

## Three-Piece Front Wheel Axle Cover

Part Number

**216**



Chrome Part #	Stainless Steel Part #	Fits Wheel(s)	Lugs	Nut Size	Bolt Pattern (center to center)	Beauty Ring (small hole)	Beauty Ring (large hole)	Removable Hub Cap	Wheel Type
216	-	20", 22.5", 24.5"	10	1.5"	11.25"/285mm	39mm	44mm	325	Steel Only
216-353	-	20", 22.5", 24.5"	8	33mm	11.25"/285mm	32mm	48mm	325	Steel or Aluminum
216-354	-	20", 22.5", 24.5"	10	33mm/38mm*	11.25"/285mm	32mm	48mm	325	Steel or Aluminum
216-360	-	20", 22.5", 24.5"	10	1.5"	11.25"/285mm	39mm	44mm	325	Aluminum Only

\* For 38mm application, must remove all lug nuts for installation

Chrome Part Number	216	216-353	216-354	216-360
Use this chart or the one above to choose the three-piece front wheel axle cover with removable cap that's right for your truck.				






# Rear Axle Covers

## Three-Piece Rear Axle Cover with Pointed Removable Cap

Part Number  
**337-354**



Chrome Part #	Stainless Steel Part #	Fits Wheel(s)	Lugs	Nut Size	Bolt Pattern (center to center)	Beauty Ring (small hole)	Beauty Ring (large hole)	Removable Hub Cap	Wheel Type
337-353	337S-353S	20", 22.5", 24.5"	8	33mm	11.25"/285mm	32mm	48mm	320-2/320S-2	Steel or Aluminum
337-354	337S-354S	20", 22.5", 24.5"	10	33mm/38mm*	11.25"/285mm	32mm	48mm	320-2/320S-2	Steel or Aluminum
337-355	337S-355S	20", 22.5", 24.5"	10	1.5"	11.25"/285mm	39mm	44mm	320-2/320S-2	Steel Only
337-360	337S-360S	20", 22.5", 24.5"	10	1.5"	11.25"/285mm	39mm	44mm	320-2/320S-2	Aluminum Only



Chrome Part Number	337-353	337-354	337-355	337-360
Use this chart or the one above to choose the <b>three-piece rear axle cover with removable cap</b> that's right for your truck.				
Stainless Part Number	337S-353S	337S-354S	337S-355S	337S-360S

## One & Two Piece Stainless Steel Rear Wheel Axle Cover with Unitized Beauty Ring



Part Number  
**338S**

Part Number  
**338SH**



Part Number  
**339S**


Stainless Steel Part #	1-Piece or 2-Piece	Fits Wheel(s)	Lugs	Nut Size	Bolt Pattern (center to center)	Beauty Ring (small hole)	Beauty Ring (large hole)	Removable Hub Cap	Wheel Type
338S	2 Piece	20", 22.5", 24.5"	10	1.5" /33mm/38mm*	11.25"/285mm	39mm	46mm	338S-2S	Steel or Aluminum
338SH	2 Piece	20", 22.5", 24.5"	10	1.5" /33mm/38mm*	11.25"/285mm	38mm	46mm	339S-2	Steel or Aluminum
338S-1	2 Piece	20", 22.5", 24.5"	10	1.5"	11.25"/285mm	39mm	46mm	338S-2S	Aluminum Only
339S	1 Piece	20", 22.5", 24.5"	10	1.5" /33mm/38mm*	11.25"/285mm	39mm	46mm	No	Steel Only
339S-1	1 Piece	20", 22.5", 24.5"	10	1.5"	11.25"/285mm	39mm	46mm	No	Aluminum Only
339S-8	1 Piece	19.5"	8	30mm/32mm/33mm	10-7/8"/275mm	25mm	47mm	No	Steel or Aluminum

Stainless Part Number	338S / 339S	338SH	338S-1 / 339S-1	339S-8
Use this chart or the one above to choose the <b>one or two-piece rear axle cover with unitized beauty ring</b> that's right for your truck.				

\* For 38mm application, must remove all lug nuts for installation




# Rear Axle Covers



Part Number  
**350-354**

Hub Cap: Removable  
with Meter Hole




Part Number  
**340**

Chrome Part #	Stainless Steel Part #	Fits Wheel(s)	Lugs	Nut Size	Bolt Pattern (center to center)	Beauty Ring (small hole)	Beauty Ring (large hole)	Removable Hub Cap	Wheel Type
340	340S	20", 22.5", 24.5"	10	1.5"	11.25"/285mm	39mm	44mm	320/320S	Steel Only
341	341S	20", 22.5", 24.5"	10	1.5"	11.25"/285mm	39mm	44mm	320/320S	Aluminum Only
340-353	340S-353S	20", 22.5", 24.5"	8	33mm	11.25"/285mm	32mm	48mm	320/320S	Steel or Aluminum
340-354	340S-354S	20", 22.5", 24.5"	10	33mm/38mm*	11.25"/285mm	32mm	48mm	320/320S	Steel or Aluminum
350-354		20", 22.5", 24.5"	10	33mm	11.25"/285mm	32mm	48mm	325	Steel or Aluminum
350-355		20", 22.5", 24.5"	10	1.5"	11.25"/285mm	39mm	44mm	325	Steel Only
351-360		20", 22.5", 24.5"	10	1.5"	11.25"/285mm	39mm	44mm	325	Aluminum Only

Chrome Part Number	340	341	340-353	340-354	350-354	350-355	351-360
Use this chart or the one above to choose the three-piece rear axle cover with removable cap that's right for your truck.							
Stainless Part Number	340S	341S	340S-353S	340S-354S			

## Two-Piece Rear Axle Cover with Beauty Ring



Part Number  
**345**

Chrome Part #	Stainless Steel Part #	Fits Wheel(s)	Lugs	Nut Size	Bolt Pattern (center to center)	Beauty Ring (small hole)	Beauty Ring (large hole)	Removable Hub Cap	Wheel Type
345	345S	20", 22.5", 24.5"	10	1.5"	11.25"/285mm	39mm	44mm	No	Steel Only
346	346S	20", 22.5", 24.5"	10	1.5"	11.25"/285mm	39mm	44mm	No	Aluminum Only
345-353	345S-353S	20", 22.5", 24.5"	8	33mm	11.25"/285mm	32mm	48mm	No	Steel or Aluminum
345-354	345S-354S	20", 22.5", 24.5"	10	33mm/38mm*	11.25"/285mm	32mm	48mm	No	Steel or Aluminum

Chrome Part Number	345	346	345-353	345-354
Use this chart or the one above to choose the two-piece rear axle cover with beauty ring that's right for your truck.				
Stainless Part Number	345S	346S	345S-353S	345S-354S

\* For 38mm application, must remove all lug nuts for installation

Bulk Pack: 4 each per case

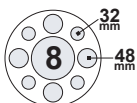




# Beauty Rings

Part Number  
**353-338**

Chrome.

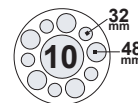


Part Number  
**353S-338S**

Stainless Steel.

Part Number  
**354-3310**

Chrome.

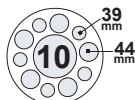


Part Number  
**354S-3310S**

Stainless Steel.

Part Number  
**355**

Chrome.

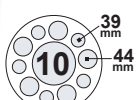


Part Number  
**355S**

Stainless Steel.

Part Number  
**360**

Chrome.



Part Number  
**360S**

Stainless Steel.

Chrome Part #	Stainless Steel Part#	Fits Wheel(s)	Lugs	Nut Size	Bolt Pattern (center to center)	Beauty Ring (small hole)	Beauty Ring (large hole)	Hub Type	Wheel Type
353-338	353S-338S	20", 22.5", 24.5"	8	33mm	11.25"/285mm	32mm	48mm	Hub Piloted	Steel or Aluminum
354-3310	354S-3310S	20", 22.5", 24.5"	10	33mm/38mm*	11.25"/285mm	32mm	48mm	Hub Piloted	Steel or Aluminum
355	355S	20", 22.5", 24.5"	10	1.5"	11.25"/285mm	39mm	44mm	Stud Piloted	Steel Only
360	360S	20", 22.5", 24.5"	10	1.5"	11.25"/285mm	39mm	44mm	Stud Piloted	Aluminum Only/Tapered



\* For 38mm application, must remove all lug nuts for installation

Part Number

**365**

20" / 22.5" / 24.5"

**Plastic rim protector** for stud piloted wheel; fits: 1-1/2" nut, 10 hole, 11.25" bolt pattern 48mm holes. (Use for Installation Only).





# Lug Nut Covers Index

## ABS Plastic

Size	Part Number	Page
7/16"	P010, P026	55
1/2"	P012, P028	55,56
9/16"	P014, P030	55,56
11/16"	P036	56
3/4"	P018	55
3/4"	P032	56
7/8"	P040	56
15/16"	P042	56
1-1/2"	110P	51
1-1/2"	110PP	52
1-1/2"	110XTP	52
3/8", 10mm	P024	56
13mm	P028	56
14mm	P030	56
15mm, 5/8"	P034	56
17mm	P036	56
30mm	P046	56
32mm	111PFL	53
32mm	111PFL-A	53
32mm	111PFL-B	53
32mm	111PFL-R	53
33mm	111P	52
33mm	111PFL	53
33mm	111PFL-A	53
33mm	111PFL-B	53
33mm	111PFL-R	53
33mm	111PFL-PN	53
33mm	112P	53
33mm	111PC	53
33mm	112PP	54
33mm	112PT	54
33mm	112PF	53
33mm	111PFL-PP	53
38mm	104P	51

## Chrome

Size	Part Number	Page
7/16"	185	55
1/2"	155	55
5/8"	145	55
11/16"	140	55
3/4"	135	55
7/8"	131	55
15/16"	130	55
1"	126	54
1-1/16"	125	54
1-1/8"	120	54
1-1/4"	115	54
1-1/2"	105	51
1-1/2"	107, 108, 109	51
1-1/2"	110	52
33mm	111	52
33mm	111A, 111B, 111R	52
38mm	104	51

## Stainless Steel

Size	Part Number	Page
13/16"	133S, 133SF	55
7/8"	131S	55
1"	126S-1, 126S-2	54
1-1/16"	125S, 125SF	54
1-1/8"	120SF	54
1-1/2"	105S	51
1-1/2"	110S	52
22mm	132S	55
30mm	113S	54
32mm	114S	54
33mm	111S	52
41mm	103S-1	51





# Lug Nut Covers

Part Number  
**103S-1**  
41mm x 2"



Stainless steel round top

**103S-1CD** 10 pack

Part Number  
**107**  
1-1/2" x 2"



Chrome

Blue top reflector  
**107-10** 10 pack  
**107-20** 20 pack

Part Number  
**108**  
1-1/2" x 2"



Chrome

Amber top reflector  
**108-10** 10 pack  
**108-20** 20 pack

Part Number  
**109**  
1-1/2" x 2"



Chrome

Red top reflector  
**109-10** 10 pack  
**109-20** 20 pack

Part Number  
**105**  
1-1/2" x 1-1/2"



Chrome

**105-10** 10 pack  
**105-20** 20 pack

Part Number  
**105S**  
1-1/2" x 1-1/2"



Stainless steel

**105S-10** 10 pack  
**105S-20** 20 pack

Part Number  
**104**  
38mm x 2-5/8"



Chrome

**104-10** 10 pack

Part Number  
**104P**  
38mm x 2-3/4"



Chrome ABS

**104P-10** 10 pack

Part Number  
**110P**  
1-1/2" x 2-1/4"



Chrome ABS

**110P-10** 10 pack  
**110P-10B** 10 pack  
**110P-60** 60 pack



Tool included



# Lug Nut Covers

Part Number

**110**

1-1/2" x 2"



Chrome

**110-10** 10 pack.  
**110-20** 20 pack.  
**110-60** 60 pack plus tool

Part Number

**110S**

1-1/2" x 2"



Stainless steel

**110S-10** 10 per pack  
**110S-20** 20 per pack

Part Number

**111**

33mm x 2-1/4"



Chrome

**111-10** 10 pack  
**111-20** 20 pack  
**111-60** 60 pack plus tool

Part Number

**111S**

33mm x 2-1/4"



Stainless steel

**111S-10** 10 pack  
**111S-20** 20 pack

Part Number

**111A**

33mm x 2-1/8"



Chrome

Amber top reflector  
**111A-10** 10 pack  
**111A-20** 20 pack

Part Number

**111B**

33mm x 2-1/8"



Chrome

Blue top reflector  
**111B-10** 10 pack  
**111B-20** 20 pack

Part Number

**111R**

33mm x 2-1/8"



Chrome

Red top reflector  
**111R-10** 10 pack.  
**111R-20** 20 pack

Part Number

**110XTP**

1-1/2" x 3-1/8"



Chrome ABS

**110XTP-10** 10 pack

Part Number

**111P**

33mm x 2-1/2"



Chrome ABS

**111P-10** 10 pack  
**111P-10B** 10 pack  
**111P-60** 60 pack



Tool included

Part Number

**110PP**

1-1/2" x 4-1/4"



Chrome ABS push-on

**110PP-10** 10 pack





# Lug Nut Covers

Part Number

**111PC**

33mm x 3-1/2"

Chrome ABS cross top

111PC-10 10 pack

111PC-60 60 per pack



lug nut tool included



Part Number

**112P**

33mm x 3-1/16"

Chrome ABS

112P-10 10 pack

112P-60 60 pack



lug nut tool included



Part Number

**112PF**

33mm x 4-1/8"

Chrome, soaring flame design

112PF-10 10 pack

112PF-60 60 pack



lug nut tool included



Part Number

**111PFL**

33/32mm x 2-3/4"

Chrome ABS threaded

111PFL-10 10 pack

111PFL-60 60 pack



lug nut tool included



Part Number

**111PFL-PP**

33/32mm x 4-3/4"

Pointed chrome threaded

111PFL-PP-60 60 pack



lug nut tool included



Part Number

**111PFL-PN**

33/32mm x 2-3/4"



Chrome ABS push-on

111PFL-PN-10 10 pack

Part Number

**111PFL-A**

33/32mm x 2-7/8"



ABS threaded

Amber top reflector

111PFL-A-10 10 pack

Part Number

**111PFL-B**

33/32mm x 2-7/8"



ABS threaded

Blue top reflector

111PFL-B-10 10 pack

Part Number

**111PFL-R**

33/32mm x 2-7/8"



ABS threaded

Red top reflector

111PFL-R-10 10 pack



# Lug Nut Covers

Part Number

**112PP**

33mm x 4-1/4"



Chrome ABS **push-on**

**112PP-10** 10 pack

Part Number

**112PT**

33mm x 4-1/4"



Chrome ABS **threaded**

**112PT-10** 10 pack

Part Number

**113S**

30mm x 1-11/16"



Stainless steel

Ford '95-C  
GM, Chevy '90-C  
**113SCD** 10 pack

Part Number

**114S**

32mm x 1-11/16"



Stainless steel

Ford '90-C  
Hino '04-C  
Int'l '91-C  
**114SCD** 10 pack

Part Number

**115**

1-1/4" x 1-3/8"



Chrome

**115CD** 10 pack

Part Number

**120**

1-1/8" x 1-1/4"



Chrome

**120CD** 10 pack

Part Number

**120SF**

1-1/8" x 1-3/4"



Stainless steel

**120SFCD** 10 pack

Part Number

**125**

1-1/16" x 1-1/4"



Chrome

**125CD** 10 pack

Part Number

**126**

1" x 1-5/16"



Chrome

**126CD** 10 pack

Part Number

**125S**

1-1/16" x 1-1/4"



Stainless steel

Ford Super Duty '84-'93  
**125SCD** 10 pack

Part Number

**125SF**

1-1/16" x 1-3/4"



Stainless steel

Ford Super Duty '84-'93  
**125SFCD** 10 pack

Part Number

**126S-1**

1" x 1-1/4"



Stainless steel

**126S-1CD** 10 pack.

Part Number

**126S-2**

1" x 2-1/8"



Stainless steel

**126S-2CD** 10 pack





# Lug Nut Covers

Part Number

**P010**

7/16" x .735"



Chrome ABS

**P010-10** 10 pack

Part Number

**P012**

1/2" x .933"



Chrome ABS

**P012-10** 10 pack

Part Number

**P014**

9/16" x .933"



Chrome ABS

**P014-10** 10 pack

Part Number

**P018**

3/4" x 1.339"



Chrome ABS

**P018-10** 10 pack

Part Number

**130**

15/16" x 1-3/16"



Chrome

**130CD** 10 pack

Part Number

**131**

7/8" x 1-3/16"



Chrome

**131CD** 10 pack

Part Number

**131S**

7/8" x 1-3/16"



Stainless steel

Ford '92-C  
**131SCD** 10 pack

Part Number

**132S**

22mm x 1-1/4"



Stainless steel

Ford '99-C  
Chevy '99-C  
GMC Dually '99-C  
**132SCD** 10 pack

Part Number

**133S**

13/16" x 1-3/16"



Stainless steel

Ford '05-C  
**133SCD** 10 pack

Part Number

**133SF**

13/16" x 1-3/4"



Chrome

Ford F450  
F550 '99-'12  
**133SFCD** 10 pack

Part Number

**135**

3/4" x 3/4"



Chrome

**135CD** 10 pack

Part Number

**140**

11/16" x 3/4"



Chrome

**140CD** 10 pack

Part Number

**145**

5/8" x 9/16"



Chrome

**145CD** 10 pack

Part Number

**155**

1/2" x 3/8"



Chrome

**155CD** 10 pack

Part Number

**185**

7/16" x 3/8"



Chrome

**185CD** 10 pack



# Miscellaneous Nut Covers and Lug Nut Pullers

Part Number

**P024**

3/8" & 10mm x .334"



Chrome ABS

**P024-10** 10 pack

Part Number

**P028**

1/2" & 13mm x .642"



Chrome ABS

**P028-10** 10 pack

Part Number

**P030**

9/16" & 14mm x .695"



Chrome ABS

**P030-10** 10 pack

Part Number

**P032**

3/4" x .686"



Chrome ABS

Bumper button.

**P032-10** 10 pack

Part Number

**P034**

5/8" & 15mm x .954"



Chrome ABS

**P034-10** 10 pack

Part Number

**P036**

11/16" & 17mm x .968"



Chrome ABS

**P036-10** 10 pack

Part Number

**P040**

7/8" x 1-1/4"



Chrome ABS

Frame bolt cover

**P040-10** 10 pack

Part Number

**P042**

15/16" x 1-9/16"



Chrome ABS

Frame bolt cover

**P042-10** 10 pack

Part Number

**P046**

30mm x 1-5/8"



Chrome ABS

Huck rivet cover

**P046-10** 10 pack

Part Number

**100**

1-1/2" Lug Nut Puller.



**100CD** Display Pack.

Part Number

**101**

7/8" to 1-1/2" Adjustable Lug Nut Puller.




**101CD** Display Pack.

Part Number

**102**

1/2" to 3/4" Lug Nut Puller.



**102CD** Display Pack.

Part Number

**217P-T**

1-3/4" ID x 11-3/4" Tool for threaded nut covers







# Terms and Conditions

## Terms

- a) For customers meeting the open account criteria, the terms are Net 30 days from invoice date.
- b) A service charge of 1-1/2% per month may be imposed on all invoices not paid when due.
- c) Returned checks are subject to a \$20.00 handling fee
- d) Prices are subject to change without notice.

## Credit Policy

- a) Customers who wish to open an account with ROADMASTER must complete and sign our credit application. A resale certificate is required for California locations.
- c) We reserve the right to change account terms to COD or CIA if a history of delinquency occurs.

## Distribution: Qualifications

- a) An order of \$750.00 is required to qualify for an open account.
- b) Minimum orders will be \$50.00. A handling charge of \$10.00 will be added to all orders that do not meet this requirement.

## Barcodes Policy

- a) UPC barcode is available.

## Freight Policy

- a) Freight is prepaid on orders of \$850.00 and over within the contiguous 48 states.
- b) Preferred carrier is FedEx Ground / UPS.
- c) If the customer requires specific routing that results in higher shipping costs, the cost differential will be added to the invoice.

## Special Orders

- a) All special orders are final. No returns are accepted.

## Inventory Adjustments: None

- a) ROADMASTER does not sell on consignment.

## Freight Damage / Shortage Claims

- a) Shortage: Claims for shortage or shipping errors must be made within 3 working days after receipt of goods.
- b) Damage: Claims for goods lost or damaged in transit, must be made with the carrier.
- c) Call customer service for assistance at 800.299.9600.

## Return Policy

- a) All returns are required to have a Returned Goods Authorization (RGA) Number and are subject to approval. Call our customer service at 800.299.9600 for quick service.
- b) The RGA numbers must appear on the outside of all the cartons returned or the shipment may be refused.
- c) Packaged goods are subject to a re-packaging fee.
- d) Credit will not be issued for goods damaged in transit as a result of inadequate packaging.
- e) All returns must be prepaid to ROADMASTER's warehouse.
- f) Returns are subject to a 20% re-stocking fee.
- g) Simulators returned are subject to a 25% re-stocking fee.
- h) All returned goods are subject to inspection. ROADMASTER reserves the right to deny credit or issue partial credit if the merchandise has been abused or improperly installed.

## Limited Warranty: Stainless Steel, Chrome and Mirror Products

- a) ROADMASTER warranties merchandise to be free of any defects or material or workmanship for one (1) year from the date of the invoice. This warranty does not apply to any alterations, abuse, accident, and corrosive environments, including acid washes.
- b) To return products under warranty, contact customer service at 800.299.9600 to obtain an RGA number.

## Limited Warranty: LED Lights

- a) Limited Warranty is free from defects in workmanship and/or materials for a period of three (3) years from the date of the invoice.
- b) This warranty does not cover damage caused by the use of an incorrect pigtail, circuit configuration and/or custom configuration. The uses of ROADMASTER pigtails are recommended.
- c) This warranty does not cover damage caused by physical abuse, improper installation, modification, or any improper wiring.
- d) This warranty does not apply to several applications such as buses, construction equipment and off-road vehicles. These applications are examples only and are not all inclusive of each excluded application.
- e) This warranty does not apply to damage associated with incompatible chemicals or cleaners.



13813 South Main Street | Los Angeles, California 90061

Phone: 800.299.9600 | 310.767.5900 | Fax: 310.767.5901

[www.thinkroadmaster.com](http://www.thinkroadmaster.com)