



CATALOG 2022

# ROADMASTER

Quality Truck Accessories



Simulators



Light Panels



Axle Covers

800.299.9600

ThinkRoadmaster.com







# Table of Contents



## WHEEL ACCESSORIES

Pages 5 - 64

- Nut Covers
- Front Hub Caps
- Trailer Hub Caps
- Simulators
- Nut Puller Tools
- Rear Hub Caps
- Axle Covers

## MUD FLAP ACCESSORIES AND QUARTER FENDERS

Pages 65 - 83

- Mud Flap Plates
- Light Bars
- Quarter Fenders
- Mud Flap Hangers
- Anti-Sail Brackets

## CHROME STACKS AND DROP VISORS

Pages 84 - 89

- Chrome Stacks
- Grill Bars
- Custom Orders
- Exhaust Clamps
- Drop Visors

## AIR HORNS

Pages 90 - 96

- Air Horns
- Horn Covers
- Air Horn Accessories

## LIGHTS AND MIRRORS

Pages 97 - 119

- LED Lights
- Bezels
- Lens Guards
- Bumper Guides
- Grommets
- Pigtales
- Fuses
- Mirrors

## LIGHT PANELS AND BRACKETS

Pages 120 - 144

- License Plate Frames
- License Plate Holders
- Light Brackets
- Sleeper Panel Kits
- Permit Holders
- Rear Light Panels
- Air Cleaner Lights
- Top Deck Plates

## INTERIOR

Pages 145 - 150

- Steering Wheels
- Seat Protectors
- Shifter Boots

## BUG SCREENS, CLEANING AND POLISHING

Pages 151 - 159

- Bug Screens and Winter Fronts
- Cleaners, Polishes and Waxes
- Buffing Wheels
- Buffing Compounds

## SIGNS, SAFETY, TOOLS AND MISC.

Pages 161 - 166

- Warning Flags
- Pin Pullers
- Two Speed Fan
- Boot Brush
- Signs
- Winch Bars
- Air Hoses
- Bungee Cords
- Extension Cords
- Fire Extinguisher
- Steering Wheel Spinner
- Zip Ties

- Terms Of Sale
- Federal Light Requirements
- Slatwall Display
- Wheel Checklist
- Alphabetical Index

Pages 167 - 173



# Real People Working for You

## A real person always answers

Instead of your call being answered by a recorded message or working your way through a maze of touch-tone prompts, you'll speak with a friendly person. Our customer service professionals are dedicated to making each and every contact you have with Roadmaster a pleasant and productive experience. We are here to help. Call us Monday through Friday 7:00am - 4:00pm Pacific time **1.800.299.9600**.



## Fast, friendly, expert help

Your customer service representative takes your order quickly and accurately, and answers any questions you have along the way. Order with confidence, we work hard to get you exactly what you need, when you need it, but if something doesn't turn out quite right, one call will resolve it.

## Experts answer your questions

Our technical support staff is ready to help. You don't need to know a widget from a simulator to find the product that is right for you. One call to Roadmaster's technical support will get you all the information you need to make the best buying decision.

## Quality

For 20 years we have been providing the highest quality products possible, in keeping with this philosophy, we inspect all products before leaving our warehouse. We are committed to continuous improvements so our products and service consistently meet the needs of our customers - Order with confidence!



## Fast Delivery

When you need it, we deliver. From our dock to your door, you will get the products you need...Fast! All orders for in-stock items typically ship the next business day / within 1-2 business days.

If you need an order expedited, next-day or second-day delivery, just ask your customer service representative for assistance.



# Wheel Accessories



**Nut Covers**  
Pages 6-13



**Nut Puller Tools**  
Page 13



**Front Hub Caps**  
Pages 14-17



**Rear Hub Caps**  
Pages 18-20



**Trailer Hub Caps**  
Page 20



**Axle Covers**  
Pages 21-30



**Simulators**  
Pages 31-64






# Lug Nut Covers

Roadmaster lug nut covers enhance the appearance of your truck and help protect the exposed lug nuts from corrosion. They are available in Chrome, Stainless Steel and ABS Plastic in a variety of styles and sizes. Nut covers are available in standard bulk box quantities that lends itself to warehouse storage, ease of handling and larger fleet purchases. We also offer all our nut covers in high-quality retail packaging. Retail packaging will increase sales by displaying a variety of our most popular nut covers in your store. All our packaging is pre-labeled with UPC barcode for ease of sale and inventory control.

## Nut Cover Display



110P-10B



111P-10B



111PFL-10B



112P-10B



110P-10B

1-1/2" x 2-1/4"  
Push on



111P-10B

33mm 2-1/2"  
Push on



111PFL-10B

33mm x 2-3/4"  
Screw on



112P-10B

33mm x 3-1/16"  
Push on



# Lug Nut Covers Index



ABS Plastic		
Size	Part Number	Page
7/16"	P010, P026	12, 13
1/2"	P012, P028	12, 13
9/16"	P014, P030	12, 13
11/16"	P036	13
3/4"	P018	12
3/4"	P032	13
7/8"	P040	13
15/16"	P042	13
1-1/2"	110P	8
1-1/2"	110PP	9
1-1/2"	110XTP	9
3/8", 10mm	P024	13
13mm	P028	13
14mm	P030	13
15mm, 5/8"	P034	13
17mm	P036	13
30mm	P046	13
32mm	111PFL	10
32mm	111PFL-A	10
32mm	111PFL-B	10
32mm	111PFL-R	10
33mm	111P	9
33mm	111PFL	10
33mm	111PFL-A	10
33mm	111PFL-B	10
33mm	111PFL-R	10
33mm	111PFL-PN	10
33mm	112P	10
33mm	111PC	10
33mm	112PP	11
33mm	112PT	11
33mm	112PF	10
33mm	111PFL-PP	10
38mm	104P	8

Chrome		
Size	Part Number	Page
7/16"	185	12
1/2"	155	12
5/8"	145	12
11/16"	140	12
7/8"	131	12
15/16"	130	12
1-1/8"	120	11
1-1/4"	115	11
1-1/2"	105	8
1-1/2"	107, 108, 109	8
1-1/2"	110	9
33mm	111	9
33mm	111A, 111B, 111R	9
38mm	104	8

Stainless Steel		
Size	Part Number	Page
13/16"	133S, 133SF	12
7/8"	131S	12
1"	126S-1, 126S-2	11
1-1/16"	125S, 125SF	11
1-1/8"	120SF	11
1-1/2"	105S	8
1-1/2"	110S	9
22mm	132S	11
30mm	113S	12
32mm	114S	12
33mm	111S	10
41mm	103S-1	8





# Lug Nut Covers

<p>Part Number <b>103S-1</b> 41mm x 2"</p>  <p>Stainless steel round top</p> <p><b>103S-1CD</b> 10 pack Case qty: 500 ea</p>	<p>Part Number <b>107</b> 1-1/2" x 2"</p>  <p>Chrome Blue top reflector <b>107-10</b> 10 pack <b>107-20</b> 20 pack Case qty: 500 ea</p>	<p>Part Number <b>108</b> 1-1/2" x 2"</p>  <p>Chrome Amber top reflector <b>108-10</b> 10 pack <b>108-20</b> 20 pack Case qty: 500 ea</p>	<p>Part Number <b>109</b> 1-1/2" x 2"</p>  <p>Chrome Red top reflector <b>109-10</b> 10 pack <b>109-20</b> 20 pack Case qty: 500 ea</p>
<p>Part Number <b>105</b> 1-1/2" x 1-1/2"</p>  <p>Chrome</p> <p><b>105-10</b> 10 pack <b>105-20</b> 20 pack Case qty: 500 ea</p>	<p>Part Number <b>105S</b> 1-1/2" x 1-1/2"</p>  <p>Stainless steel</p> <p><b>105S-10</b> 10 pack <b>105S-20</b> 20 pack Case qty: 500 ea</p>	<p>Part Number <b>104</b> 38mm x 2-5/8"</p>  <p>Chrome</p> <p><b>104-10</b> 10 pack Case qty: 500 ea</p>	<p>Part Number <b>104P</b> 38mm x 2-3/4"</p>  <p>Chrome ABS</p> <p><b>104P-10</b> 10 pack Case qty: 500 ea</p>
<p>Part Number <b>110P</b> 1-1/2" x 2-1/4"</p>  <p>Chrome ABS</p> <p><b>110P-10</b> 10 pack <b>110P-10B</b> 10 pack <b>110P-60</b> 60 pack Case qty: 500 ea</p>	   <p>Tool included</p>		

# Lug Nut Covers



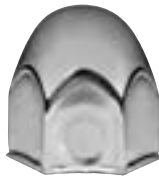
Part Number  
**110**  
**1-1/2" x 2"**



Chrome

**110-10** 10 pack.  
**110-20** 20 pack.  
**110-60** 60 pack plus tool  
Case qty: 500 ea

Part Number  
**110S**  
**1-1/2" x 2"**



Stainless steel

**110S-10** 10 per pack  
**110S-20** 20 per pack  
Case qty: 500 ea

Part Number  
**111**  
**33mm x 2-1/4"**



Chrome

**111-10** 10 pack  
**111-20** 20 pack  
**111-60** 60 pack plus tool  
Case qty: 500 ea

Part Number  
**111S**  
**33mm x 2-1/4"**



Stainless steel

**111S-10** 10 pack  
**111S-20** 20 pack  
Case qty: 500 ea

Part Number  
**111A**  
**33mm x 2-1/8"**



Chrome

Amber top reflector  
**111A-10** 10 pack  
**111A-20** 20 pack  
Case qty: 500 ea

Part Number  
**111B**  
**33mm x 2-1/8"**



Chrome

Blue top reflector  
**111B-10** 10 pack  
**111B-20** 20 pack  
Case qty: 500 ea

Part Number  
**111R**  
**33mm x 2-1/8"**



Chrome

Red top reflector  
**111R-10** 10 pack.  
**111R-20** 20 pack  
Case qty: 500 ea

Part Number  
**110XTP**  
**1-1/2" x 3-1/8"**



Chrome ABS

**110XTP-10** 10 pack  
Case qty: 200 ea

Part Number  
**111P**  
**33mm x 2-1/2"**



Chrome ABS

**111P-10** 10 pack  
**111P-10B** 10 pack  
**111P-60** 60 pack  
Case qty: 500 ea



Tool included

Part Number  
**110PP**  
**1-1/2" x 4-1/4"**



Chrome ABS push-on

**110PP-10** 10 pack  
Case qty: 200 ea





# Lug Nut Covers

Part Number

**111PC**

**33mm x 3-1/2"**

Chrome ABS cross top

**111PC-10** 10 pack

**111PC-60** 60 per pack

Case qty: 200 ea



lug nut tool  
included



Part Number

**112P**

**33mm x 3-1/16"**

Chrome ABS

**112P-10** 10 pack

**112P-60** 60 pack

Case qty: 200 ea



lug nut tool  
included



Part Number

**112PF**

**33mm x 4-1/8"**

Chrome, soaring flame  
design

**112PF-10** 10 pack

**112PF-60** 60 pack

Case qty: 200 ea



lug nut tool  
included



Part Number

**111PFL**

**33/32mm x 2-3/4"**

Chrome ABS threaded

**111PFL-10** 10 pack

**111PFL-60** 60 pack

Case qty: 200 ea



lug nut tool included



Part Number

**111PFL-PP**

**33/32mm x 4-3/4"**

Pointed chrome threaded

**111PFL-PP-60** 60 pack

Case qty: 200 ea



lug nut tool included



Part Number

**111PFL-PN**

**33/32mm x 2-3/4"**

Chrome ABS  
push-on



**111PFL-PN-10** 10 pack

Case qty: 250 ea

Part Number

**111PFL-A**

**33/32mm x 2-7/8"**

ABS threaded



Amber top reflector

**111PFL-A-10** 10 pack

Case qty: 250 ea

Part Number

**111PFL-B**

**33/32mm x 2-7/8"**

ABS threaded



Blue top reflector

**111PFL-B-10** 10 pack

Case qty: 250 ea

Part Number

**111PFL-R**

**33/32mm x 2-7/8"**

ABS threaded



Red top reflector

**111PFL-R-10** 10 pack

Case qty: 250 ea

# Lug Nut Covers



Part Number  
**112PP**  
33mm x 4-1/4"



Chrome ABS **push-on**  
**112PP-10** 10 pack  
Case qty: 200 ea

Part Number  
**112PT**  
33mm x 4-1/4"



Chrome ABS **threaded**  
**112PT-10** 10 pack  
Case qty: 200 ea

Part Number  
**113S**  
30mm x 1-11/16"



Stainless steel  
Ford '95-C  
GM, Chevy '90-C  
**113SCD** 10 pack  
Case qty: 500 ea

Part Number  
**114S**  
32mm x 1-11/16"



Stainless steel  
Ford '90-C  
Hino '04-C  
Int'l '91-C  
**114SCD** 10 pack  
Case qty: 500 ea

Part Number  
**115**  
1-1/4" x 1-3/8"



Chrome  
**115CD** 10 pack  
Case qty: 500 ea

Part Number  
**120**  
1-1/8" x 1-1/4"



Chrome  
**120CD** 10 pack  
Case qty: 500 ea

Part Number  
**120SF**  
1-1/8" x 1-3/4"



Stainless steel  
**120SFCD** 10 pack  
Case qty: 500 ea

Part Number  
**125S**  
1-1/16" x 1-1/4"



Stainless steel  
Ford Super Duty '84-'93  
**125SCD** 10 pack  
Case qty: 500 ea

Part Number  
**125SF**  
1-1/16" x 1-3/4"



Stainless steel  
Ford Super Duty '84-'93  
**125SFCD** 10 pack  
Case qty: 500 ea

Part Number  
**126S-1**  
1" x 1-1/4"



Stainless steel  
**126S-1CD** 10 pack.  
Case qty: 100 ea

Part Number  
**126S-2**  
1" x 2-1/8"



Stainless steel  
**126S-2CD** 10 pack  
Case qty: 100 ea



















# Lug Nut Covers

Part Number <b>P010</b> 7/16" x .735"  <p>Chrome ABS</p> <p><b>P010-10</b> 10 pack Case qty: 1500 ea</p>	Part Number <b>P012</b> 1/2" x .933"  <p>Chrome ABS</p> <p><b>P012-10</b> 10 pack Case qty: 500 ea</p>	Part Number <b>P012</b> 9/16" x .933"  <p>Chrome ABS</p> <p><b>P014-10</b> 10 pack Case qty: 500 ea</p>	Part Number <b>P018</b> 3/4" x 1.339"  <p>Chrome ABS</p> <p><b>P018-10</b> 10 pack Case qty: 1000 ea</p>	Part Number <b>130</b> 15/16" x 1-3/16"  <p>Chrome</p> <p><b>130CD</b> 10 pack Case qty: 1000 ea</p>
Part Number <b>131</b> 7/8" x 1-3/16"  <p>Chrome</p> <p><b>131CD</b> 10 pack Case qty: 1000 ea</p>	Part Number <b>131S</b> 7/8" x 1-3/16"  <p>Stainless steel</p> <p>Ford '92-C <b>131SCD</b> 10 pack Case qty: 1000 ea</p>	Part Number <b>132S</b> 22mm x 1-1/4"  <p>Stainless steel</p> <p>Ford '99-C Chevy '99-C GMC Dually '99-C <b>132SCD</b> 10 pack Case qty: 500 ea</p>	Part Number <b>133S</b> 13/16" x 1-3/16"  <p>Stainless steel</p> <p>Ford '05-C <b>133SCD</b> 10 pack Case qty: 500 ea</p>	Part Number <b>133SF</b> 13/16" x 1-3/4"  <p>Chrome</p> <p>Ford F450 F550 '99-'12 <b>133SFCD</b> 10 pack Case qty: 500 ea</p>
	Part Number <b>140</b> 11/16" x 3/4"  <p>Chrome</p> <p><b>140CD</b> 10 pack Case qty: 1000 ea</p>	Part Number <b>145</b> 5/8" x 9/16"  <p>Chrome</p> <p><b>145CD</b> 10 pack Case qty: 1000 ea</p>	Part Number <b>155</b> 1/2" x 3/8"  <p>Chrome</p> <p><b>155CD</b> 10 pack Case qty: 1000 ea</p>	Part Number <b>185</b> 7/16" x 3/8"  <p>Chrome</p> <p><b>185CD</b> 10 pack Case qty: 1000 ea</p>

# Miscellaneous Nut Covers and Lug Nut Pullers



<p>Part Number <b>P024</b> 3/8" &amp; 10mm x .334"</p>  <p>Chrome ABS</p> <p><b>P024-10</b> 10 pack Case qty: 500 ea</p>	<p>Part Number <b>P026</b> 7/16" &amp; 12mm x .642"</p>  <p>Chrome ABS</p> <p><b>P026-10</b> 10 pack Case qty: 500 ea</p>	<p>Part Number <b>P028</b> 1/2" &amp; 13mm x .642"</p>  <p>Chrome ABS</p> <p><b>P028-10</b> 10 pack Case qty: 500 ea</p>	<p>Part Number <b>P030</b> 9/16" &amp; 14mm x .695"</p>  <p>Chrome ABS</p> <p><b>P030-10</b> 10 pack Case qty: 500 ea</p>	<p>Part Number <b>P032</b> 3/4" x .686"</p>  <p>Chrome ABS Bumper button.</p> <p><b>P032-10</b> 10 pack Case qty: 500 ea</p>
<p>Part Number <b>P034</b> 5/8" &amp; 15mm x .954"</p>  <p>Chrome ABS</p> <p><b>P034-10</b> 10 pack Case qty: 500 ea</p>	<p>Part Number <b>P036</b> 11/16" &amp; 17mm x .968"</p>  <p>Chrome ABS</p> <p><b>P036-10</b> 10 pack Case qty: 500 ea</p>	<p>Part Number <b>P040</b> 7/8" x 1-1/4"</p>  <p>Chrome ABS Frame bolt cover</p> <p><b>P040-10</b> 10 pack Case qty: 500 ea</p>	<p>Part Number <b>P042</b> 15/16" x 1-9/16"</p>  <p>Chrome ABS Frame bolt cover</p> <p><b>P042-10</b> 10 pack Case qty: 500 ea</p>	<p>Part Number <b>P046</b> 30mm x 1-5/8"</p>  <p>Chrome ABS Huck rivet cover</p> <p><b>P046-10</b> 10 pack Case qty: 500 ea</p>
<p>Part Number <b>100</b> 1-1/2" Lug Nut Puller.</p>  <p><b>100CD</b> Display Pack. Case qty: 50 ea</p>		<p>Part Number <b>101</b> 7/8" to 1-1/2" Adjustable Lug Nut Puller.</p>  <p><b>101CD</b> Display Pack. Case qty: 50 ea</p>		
<p>Part Number <b>102</b> 1/2" to 3/4" Lug Nut Puller.</p>  <p><b>102CD</b> Display Pack. Case qty: 50 ea</p>		<p>Part Number <b>217P-T</b> 1-3/4" ID x 11-3/4" Tool for threaded nut covers</p>  <p>Case qty: 50 ea</p>		





# Aluminum and Steel Wheel Hub Cap and Nut Cover Kits

## Aluminum Wheels

Part Number

205-310C

Chrome

Part Number

205S-310S

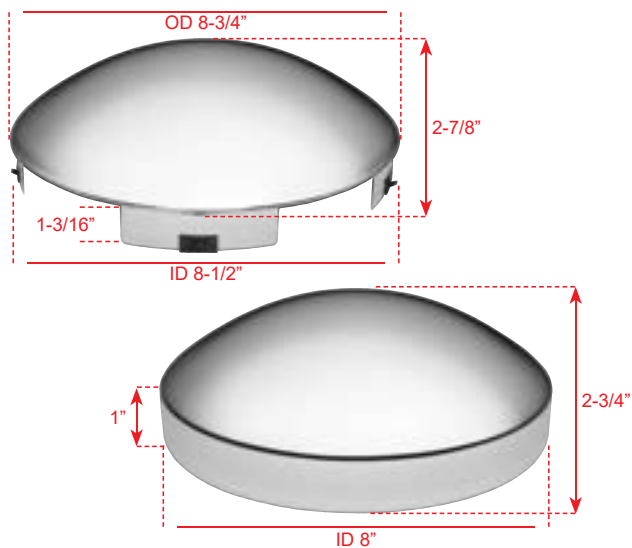
Stainless Steel



2 Universal Front Hub Caps – Fits 4, 5, and 6 notch hub

4 8" Rear Hub Cap – For 8-1/2" axle with eight (8) 5/8" studs. Fits most Freightliner, Peterbilt, and Kenworth models.

60 33mm X 2-1/2" ABS Plastic  
Push on Nut Covers



Scan codes and see our quick installation videos

## Steel Wheels

Part Number

208-310C

Chrome

Part Number

208S-310S

Stainless Steel



2 Universal Front Hub Caps – Fits 4, 5, and 6 notch hub

4 8" Rear Hub Cap – For 8-1/2" axle with eight (8) 5/8" studs. Fits most Freightliner, Peterbilt, and Kenworth models.

60 33mm X 2-1/2" ABS  
Plastic Push on Nut Covers



Scan codes and see our quick installation videos

# Front Hub Caps



## Selecting the Correct Front Hub Cap

We offer a wide selection of hub caps that will fit hubs with 4, 5, 6 notches for both steel and aluminum wheels.

### Aluminum Wheels



A typical Front Aluminum Wheel has flush wheel guides (if wheel guides protrude beyond the lip, an extended height hub cap is required. (Part Number 205S-1)

### Steel Wheels



A typical Front Steel Wheel has flush wheel guides (if wheel guides protrude beyond the lip, an extended height hub cap is required. (Part Number 209)

### Extended Height



An extended height hub cap is required when the wheel guides protrude beyond the wheel's lip.

We have 1-3/8" for aluminum wheels and for steel wheel 3/4" and 1/2" extended heights.

Chrome	Stainless Steel	Wheel Type	Notches	Lip/Tabs	Extended Height	Features	Page
200	200S	Steel	none	3/8"	x		16
203	203S	Steel	4	3/8"	x		16
203-2	203S-2	Steel	4	2/8"	x	Pointed	16
204	204S	Steel	5	3/8"	x		16
205	205S	Aluminum	4, 5, 6	3/4"	x	Universal	16
205-1	205S-1	Aluminum	4, 5, 6	3/4"	1-3/8"	Universal	16
205-2	205S-2	Aluminum	4, 5, 6	3/4"	1-3/8"	Universal - Pointed	16
205H-1	x	Aluminum	4, 5, 6	3/4"	1-3/8"	Universal - Hub Hole	17
206	x	Aluminum	none	3/4"	x		17
207	207S	Steel	6	1/2"	3/4"		17
208	208S	Steel	4, 5, 6	3/8"	x	Universal	17
208-2	208S-2	Steel	4, 5, 6	3/8"	x	Universal - Pointed	17
208H	208SH	Steel	4, 5, 6	3/8"	x	Universal - Hub Hole	17
209	209S	Steel	4, 5, 6	3/8"	1/2"	Universal	17





# Front Hub Caps

Part Number

**200**

8-23/32" - Chrome front hub cap with no notches cut-out, for **Steel Wheels** only.

Part Number

**200S**

Stainless steel.



**200CD** Chrome in display pack.

**200SCD** Stainless steel in display pack.

Case Pack: 50      Display Pack: 6

Part Number

**203**

8-23/32" - Chrome front hub cap with 4 notch cutout, for **Steel Wheels** only.

Part Number

**203S**

Stainless steel.



**203CD** Chrome in display pack.

**203SCD** Stainless steel in display pack.

Case Pack: 50      Display Pack: 6

Part Number

**203-2**

8-23/32" - Pointed chrome front hub cap with 4 notch cut-out, for **Steel Wheels** only.

Part Number

**203S-2**

Stainless steel.



**203CD-2** Chrome in display pack.

**203SCD-2** Stainless steel in display pack.

Case Pack: 50      Display Pack: 6

Part Number

**204**

8-23/32" - Chrome front hub cap with 5 notch cutout & 3/8" lip for **Steel Wheels** only.

Part Number

**204S**

Stainless steel.



**204CD** Chrome in display pack.

**204SCD** Stainless steel in display pack.

Case Pack: 50      Display Pack: 6

Part Number

**205**

8-23/32" - Chrome front hub cap for **Aluminum Wheels** with 6 multi-notch cutout & 3/4" lip, fits: 4, 5, & 6 notch hub.

Part Number

**205S**

Stainless steel.



**205CD** Chrome in display pack.

**205SCD** Stainless steel in display pack.

Case Pack: 50      Display Pack: 6

Part Number

**205-1**

8-23/32" Chrome front hub cap for **Aluminum Wheels** with 6 multi-notch cutout, 3/4" lip and 1-3/8" extended height fits: 4, 5, & 6 notch hub.

Part Number

**205S-1**

Stainless steel.



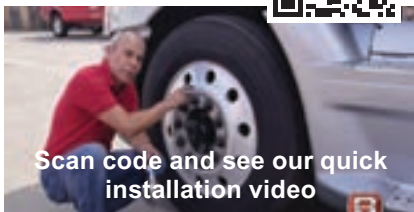
**205-1CD** Chrome in display pack.

**205S-1CD** Stainless steel in display pack.

Case Pack: 50      Display Pack: 6

## How to Install Aluminum Wheel Hub Caps?

Scan theCode!



Scan code and see our quick installation video

Part Number

**205-2**

8-23/32" Pointed Chrome front hub cap for **Aluminum Wheels** with 6 multi-notch cutout, 3/4" lip and 1-3/8" extended height fits: 4, 5, & 6 notch hub.



**205-2CD** Chrome in display pack.

Case Pack: 50      Display Pack: 6



*Our exclusive hub cap packaging looks great and sells product. Look for the letters "CD" behind the part number for packaged products.*


# Front Hub Caps



Part Number

**205H-1**

8-23/32" - Chrome front hub cap for **Aluminum Wheels** with 6 multi-notch cutout, 3/4" lip and 1-3/8" extended height, fits: 4, 5, & 6 notch hub.



**205H-1CD** Chrome in display pack.  
Case Pack: 50      Display Pack: 6

Part Number

**207**

8-23/32" - Chrome front hub cap with 6 notch cutout even space cutout, 5/8" lip with 3/4" extended height for **Steel Wheels** only.

Part Number

**207S**

Stainless steel.



**207CD** Chrome in display pack.  
**207SCD** Stainless steel in display pack.  
Case Pack: 50      Display Pack: 6

Part Number

**208**

8-23/32" - Chrome front hub cap with 6 multi-notch cutout, 3/8" mounting lip for **Steel Wheels** only, fits: 4, 5, & 6 notch hub.

Part Number

**208S**

Stainless steel.



**208CD** Chrome in display pack.  
**208SCD** Stainless steel in display pack.  
Case Pack: 50      Display Pack: 6

Part Number

**208-2**

8-23/32" - Pointed Chrome front hub cap with 6 multi-notch cutout, 3/8" mounting lip for **Steel Wheels** only, fits: 4, 5, & 6 notch hub.

Part Number

**208S-2**

Stainless steel.



**208CD-2** Chrome in display pack.  
**208SCD-2** Stainless steel in display pack.  
Case Pack: 50      Display Pack: 6

Part Number


**208H**

8-23/32" - Chrome front hub cap with 6 multi-notch cutout, 3/8" mounting lip for **Steel Wheels** only, fits: 4, 5, & 6 notch hub.

Part Number

**208SH**

Stainless steel.



**208HCD** Chrome in display pack.  
**208SHCD** Stainless steel in display pack.  
Case Pack: 50      Display Pack: 6

Part Number

**209**

8-23/32" - Chrome front hub cap with 6 multi-notch cutout, 3/8" mounting lip, with 1/2" extended height for **Steel Wheels** only, fits: 4, 5, & 6 notch hub.

Part Number

**209S**

Stainless steel.



**209CD** Chrome in display pack.  
**209SCD** Stainless steel in display pack.  
Case Pack: 50      Display Pack: 6

Part Number

**206**

8-23/32" - Chrome front hub cap for **Aluminum Wheels**, with 3/4" lip, no notch cutout.



**206CD** Chrome in display pack.  
Case Pack: 50      Display Pack: 6

## Front Hub Caps - Spring Steel Clips

Part Number

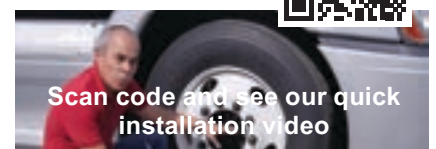
**201**

Spring Steel clips for front hub cap.4 each per bag.Stainless steel.



## How to Install Steel Wheel Hub Caps?

Scan theCode!



Scan code and see our quick installation video





# Rear Hub Caps

## Selecting the Correct Rear Hub Cap

Roadmaster has a variety of rear hub caps to fit most applications.



To get started you will need to know two things.

### 1. How many studs

8 (most common)

12

### 2. Stud size

5/8"

3/4"

9/16"

1/2" (typical on a 12 stud axle)



Scan code and see our quick installation video

Chrome	Stainless Steel	Number of Studs	Stud Size	Inside Diameter	Height	Features	Page
300	300S	12	1/2"	7-1/4"	1-1/4"		19
300	300S	8	9/16"	7-1/4"	1-1/4"		19
300S-2	300S-2	12	1/2"	7-1/4"	1-1/4"	Pointed	19
300S-2	300S-2	8	9/16"	7-1/4"	1-1/4"	Pointed	19
305	x	12	1/2"	7-1/4"	1-1/4"	Hub Hole	19
305	x	8	9/16"	7-1/4"	1-1/4"	Hub Hole	19
310	310S	8	5/8"	8"	1"		19
310-2	310S-2	8	5/8"	8"	1"		19
315	315S	8	5/8"	8"	1"	Hub Hole	19
320	320S	8	3/4"	8-1/8"	1-1/4"		19
320-2	320S-2	8	3/4"	8-1/8"	1-1/4"	Pointed	19
325	x	8	3/4"	8-1/8"	1-1/4"	Hub Hole	20
326	326S	8	3/4"	8-1/8"	1"	International/Navistar	20
328	x			8-1/2"	1"	Mac 44.000 and CH Series	20
329	x			6-1/2"	1-1/2"	Mid Size Trucks	20

# Rear Hub Caps



Part Number

**300**

Fits 7-1/4" diameter axle with twelve 1/2" studs or eight 9/16" studs. Chrome (ID 7-1/4").

Part Number

**300S**

Stainless steel.



**300CD** Chrome in display pack.

**300SCD** Stainless steel in display pack.

Case Pack: 50      Display Pack: 6

Part Number

**300-2**

Fits 7-1/4" diameter axle with twelve 1/2" studs or eight 9/16" studs. Pointed chrome (ID 7-1/4").

Part Number

**300S-2**

Stainless steel.



**300CD-2** Chrome in display pack.


**300SCD-2** Stainless steel in display pack.

Case Pack: 50      Display Pack: 6

Part Number

**305**

Fits 7-1/4" diameter axle with twelve 1/2" studs or eight 9/16" studs. Chrome w/ hub hole (ID 7-1/4").



**305CD** Chrome in display pack.

Case Pack: 50      Display Pack: 6

Part Number

**310**

Fits 8-1/2" diameter axle with eight 5/8" studs. Chrome (ID 8").

Part Number

**310S**

Stainless steel.



**310CD** Chrome in display pack.

**310SCD** Stainless steel in display pack.

Case Pack: 50      Display Pack: 6

Part Number

**310-2**

Fits 8-1/2" diameter axle with eight 5/8" studs. Pointed chrome (ID 8").

Part Number

**310S-2**

Stainless steel.



**310CD-2** Chrome in display pack.

**310SCD-2** Stainless steel in display pack.

Case Pack: 50      Display Pack: 6

Part Number


**315**

Fits 8-1/2" diameter axle with eight 5/8" studs. Chrome w/hub hole (ID 8").

Part Number

**315S**

Stainless steel.



**315CD** Chrome in display pack.

**315SCD** Stainless steel in display pack.

Case Pack: 50      Display Pack: 6

Part Number

**320**

Fits 8-1/2" diameter axle with eight 3/4" studs. Chrome (ID 8-1/8").

Part Number

**320S**

Stainless steel.



**320CD** Chrome in display pack.

**320SCD** Stainless steel in display pack.

Case Pack: 50      Display Pack: 6

Part Number

**320-2**

Fits 8-1/2" diameter axle with eight 3/4" studs. Chrome (ID 8-1/8").

Part Number

**320S-2**

Stainless steel.



**320CD-2** Chrome in display pack.

**320SCD-2** Stainless steel in display pack.

Case Pack: 50      Display Pack: 6



310CD-2






# Rear Hub Caps

Part Number

**325**

Fits 8-1/2" diameter axle with eight 3/4" studs. Chrome w/hub hole (ID 8-1/8").



**325CD** Chrome in display pack.

Case Pack: 50      Display Pack: 6

Part Number

**328**

Fits 8-1/2" diameter Mack 44,000 lbs. Axle and CH series. Chrome (ID 8-1/2").



**328CD** Chrome in display pack.

Case Pack: 50      Display Pack: 6

Part Number

**329**

Fits mid size truck, chrome (ID 6-1/2").



**329CD** Chrome in display pack.

Case Pack: 50      Display Pack: 6

Part Number

**326**

Fits 8-1/8" diameter axle with eight 3/4" studs for International. Chrome (ID 8-1/8").

Part Number

**326S**

Stainless steel.



**326CD** Chrome in display pack.

**326SCD** Stainless steel in display pack.

Case Pack: 50      Display Pack: 6

## Trailer Cap

Part Number

**330**

Chrome trailer hub cap with clips (ID 9-1/4").

Part Number

**330S**

Stainless steel.



**330CD** Chrome in display pack.

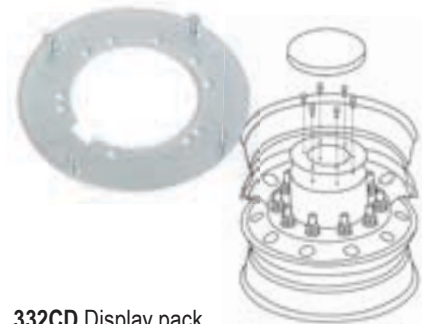
**330SCD** Stainless steel in display pack.

## Trailer Hub Bracket

Part Number

**332**

Bracket for Trailer Axle to hold (ID 8") hub cap series 310, 310-2 and 315.



**332CD** Display pack.

## Did You Know?

Rear Hub caps fit by friction over nuts holding the axle's oil cap

In order to fit the correct hub cap, check to see how many studs and the size of the nuts. The two most popular rear hub caps are the 310 and 320.

**8 studs, 5/8" nut - Use part 310**

**8 studs, 3/4" nut - Use part 320**

TIP: If the rear hub cap is a little loose or too tight, check the nut corners and slightly adjust outward for a tighter fit or inward for a secure fit.

## Trailer Clips

Part Number

**333**

5/16" bolt pattern spring steel clips to hold 7-1/4" diameter hub cap part number 300 (3 pack).



Part Number

**334**

Spring steel clips to hold 8" diameter hub cap part number 310 (3 pack).

Part Number

**335**

3/8" bolt hole spring steel clips part number 330 (3 pack).

## Bolt Kit

Part Number

**337**

Consist of 3 Spring Steel Clips, 3 Galvanized Sleeves, 6 Slot Washers, 3 Galvanized Hex Bolts (use 328 Rear Hub Cap). Fits: 340-4195 Oil Cap



340-4195  
Oil Cap

Cap installed

# ABS Chrome Axle Covers



Part Number

**217-344P**

ABS Chrome Front and Rear axle cover kit with removable hub caps and threaded nut covers.

Fits: 33mm, 10 lug, hub piloted, steel or aluminum wheels 20" / 22.5" / 24.5"

**Complete Set Includes:**

- 2 Front axle covers with removable cap
- 4 Rear axle covers with removable cap
- 6 Plastic Rim Protectors
- 60 Threaded Nut Covers
- 1 Lug Nut Tool



Scan code and see our quick installation video





# ABS Axle Covers

Part Number

**217P**


Front axle cover with 33mm screw on nut covers



Part Number

**214PP**

Front axle cover with 33mm Pointed screw on nut covers



Part Number

**344P**


Rear axle cover with 33mm screw on nut covers



Part Number

**337PP**

Rear axle cover with 33mm Pointed screw on nut covers



# ABS Axle Covers Push-on Style



## Not enough thread? No problem!

Roadmaster has ABS axle covers for use with 33mm short studs and 1-1/2" lug nuts

Remove two lug nuts from the wheel on opposite sides

Place the rim protector, followed by the ABS axle cover, over the existing lug nuts

Place the supplied retainer rings opposite of each other, then replace the lug nuts; torque the nuts as usual. Install push-on nut covers to complete the installation



217S-3



Part Number  
217P-111PFLPN



33mm x 2-3/4"

Part Number  
344P-111PFLPN



33mm x 2-3/4"





# ABS Axle Covers Push-on Style

## Front Axle Covers

Part Number  
**217P-110P**



Part Number  
**217P-110PP**



Part Number  
**217P-110XTP**



Part Number  
**217P-112P**



## Rear Axle Covers

Part Number  
**344P-110P**



Part Number  
**344P-110PP**



Part Number  
**344P-110XTP**



Part Number  
**344P-112P**



## Push-on Nut Covers

Part Number  
**110P**



1-1/2" x 2-1/4"

Part Number  
**110PP**



1-1/2" X 4-1/4"

Part Number  
**110XTP**



1-1/2" X 3-1/8"



















Part Number  
**112P**



33mm x 3-1/16"

# ABS Axle Covers Replacement Parts



<p>Part Number <b>214PP-1</b> Front replacement cap for ABS Axle cover 214PP</p> 	<p>Part Number <b>337PP-1</b> Rear replacement cap for ABS Axle cover 337PP</p> 	<p>Part Number <b>217P-1</b> Front replacement cap for ABS Axle cover 217P</p> 	<p>Part Number <b>344P-1</b> Rear replacement cap for ABS Axle cover 344P</p> 	<p>Part Number <b>217S-3</b> Stainless steel retainer rings</p> 
<p>Part Number <b>110P</b> 1-1/2" X 2-1/4"</p> 	<p>Part Number <b>110PP</b> 1-1/2" X 4-1/4"</p> 	<p>Part Number <b>110XTP</b> 1-1/2" X 3-1/8"</p> 	<p>Part Number <b>112P</b> 33mm X 3-1/16"</p> 	<p>Part Number <b>112PF</b> 33mm x 4-1/8"</p> 
<p>Part Number <b>111PFL</b> 33/32mm x 2-3/4" threaded</p> 	<p>Part Number <b>111PFL-PN</b> 33/32mm x 2-3/4" push-on</p> 	<p>Part Number <b>111PFL-PP</b> 33/32mm x 4-3/4" threaded</p> 	<p>Part Number <b>112PP</b> 33mm x 4-1/4" push-on</p> 	<p>Part Number <b>112PT</b> 33mm x 4-1/4" threaded</p> 
<p>Part Number <b>217P-T</b> 1-3/4" ID X 11-3/4" tool to use with threaded nut covers</p> 		<p>Part Number <b>100</b> Use with 110P, 110PP, 110XTP</p> 	<p>Part Number <b>101</b> Use with 110P, 111PFL-PN, 110PP, 111PFL-PN, 110XTP, 112PF</p> 	



# Front Axle Covers

## Two-Piece Front Wheel Axle Cover With Beauty Ring

Part Number  
**210**



Part Number  
**239S-8**



Chrome Part #	Stainless Steel Part #	Fits Wheel(s)	Lugs	Nut Size	Bolt Pattern (center to center)	Beauty Ring (small hole)	Beauty Ring (large hole)	removable Hub Cap	Wheel Type
210	210S	20", 22.5", 24.5"	10	1.5"	11.25"/285mm	39mm	44mm	No	Steel Only
210-353	210S-353S	20", 22.5", 24.5"	8	33mm	11.25"/285mm	32mm	48mm	No	Steel or Aluminum
210-354	210S-354S	20", 22.5", 24.5"	10	33mm/38mm*	11.25"/285mm	32mm	48mm	No	Steel or Aluminum
210-360	210S-360S	20", 22.5", 24.5"	10	1.5"	11.25"/285mm	39mm	44mm	No	Aluminum Only
	239S-8	19.5"	8	30mm/32mm/33mm	10-7/8"/275mm	29mm	46mm	Yes	Steel or Aluminum

\* For 38mm application, must remove all lug nuts for installation

Chrome Part Number	210	210-353	210-354	210-360
Use this chart or the one above to choose the two-piece front wheel axle cover with beauty ring that's right for your truck.				
Stainless Part Number	210S	210S-353S	210S-354S	210S-360S

## Three-Piece Front Wheel Axle Cover with Pointed Removable Cap

Part Number  
**214-354**



Chrome Part #	Stainless Steel Part #	Fits Wheel(s)	Lugs	Nut Size	Bolt Pattern (center to center)	Beauty Ring (small hole)	Beauty Ring (large hole)	Removable Hub Cap	Wheel Type
214-353	214S-353S	20", 22.5", 24.5"	8	33mm	11.25"/285mm	32mm	48mm	320-2/320S-2	Steel or Aluminum
214-354	214S-354S	20", 22.5", 24.5"	10	33mm/38mm*	11.25"/285mm	32mm	48mm	320-2/320S-2	Steel or Aluminum
214-355	214S-355S	20", 22.5", 24.5"	10	1.5"	11.25"/285mm	39mm	44mm	320-2/320S-2	Steel Only
214-360	214S-360S	20", 22.5", 24.5"	10	1.5"	11.25"/285mm	39mm	44mm	320-2/320S-2	Aluminum Only

\* For 38mm application, must remove all lug nuts for installation

Chrome Part Number	214-353	214-354	214-355	214-360
Use this chart or the one above to choose the three-piece front wheel axle cover with removable cap that's right for your truck.				
Stainless Part Number	214S-353S	214S-354S	214S-355S	214S-360S



# Front Axle Covers



## Three-Piece Front Wheel Axle Cover With Removable Cap

Part Number  
**215-354**



Chrome Part #	Stainless Steel Part #	Fits Wheel(s)	Lugs	Nut Size	Bolt Pattern (center to center)	Beauty Ring (small hole)	Beauty Ring (large hole)	Removable Hub Cap	Wheel Type
215	215S	20", 22.5", 24.5"	10	1.5"	11.25"/285mm	39mm	44mm	320/320S	Steel Only
215-353	215S-353S	20", 22.5", 24.5"	8	33mm	11.25"/285mm	32mm	48mm	320/320S	Steel or Aluminum
215-354	215S-354S	20", 22.5", 24.5"	10	33mm/38mm*	11.25"/285mm	32mm	48mm	320/320S	Steel or Aluminum
215-360	215S-360S	20", 22.5", 24.5"	10	1.5"	11.25"/285mm	39mm	44mm	320/320S	Aluminum Only

\* For 38mm application, must remove all lug nuts for installation

Chrome Part Number	215	215-353	215-354	215-360
Use this chart or the one above to choose the three-piece front wheel axle cover with removable cap that's right for your truck.				
Stainless Part Number	215S	215S-353S	215S-354S	215S-360S

## Three-Piece Front Wheel Axle Cover With Hub Hole Removable Cap

Part Number  
**216**



Chrome Part #	Stainless Steel Part #	Fits Wheel(s)	Lugs	Nut Size	Bolt Pattern (center to center)	Beauty Ring (small hole)	Beauty Ring (large hole)	Removable Hub Cap	Wheel Type
216	-	20", 22.5", 24.5"	10	1.5"	11.25"/285mm	39mm	44mm	325	Steel Only
216-353	-	20", 22.5", 24.5"	8	33mm	11.25"/285mm	32mm	48mm	325	Steel or Aluminum
216-354	-	20", 22.5", 24.5"	10	33mm/38mm*	11.25"/285mm	32mm	48mm	325	Steel or Aluminum
216-360	-	20", 22.5", 24.5"	10	1.5"	11.25"/285mm	39mm	44mm	325	Aluminum Only

\* For 38mm application, must remove all lug nuts for installation

Chrome Part Number	216	216-353	216-354	216-360
Use this chart or the one above to choose the three-piece front wheel axle cover with removable cap that's right for your truck.				



# Rear Axle Covers

## Three-Piece Rear Axle Cover with Pointed Removable Cap

Part Number  
**337-354**



Chrome Part #	Stainless Steel Part #	Fits Wheel(s)	Lugs	Nut Size	Bolt Pattern (center to center)	Beauty Ring (small hole)	Beauty Ring (large hole)	Removable Hub Cap	Wheel Type
337-353	337S-353S	20", 22.5", 24.5"	8	33mm	11.25"/285mm	32mm	48mm	320-2/320S-2	Steel or Aluminum
337-354	337S-354S	20", 22.5", 24.5"	10	33mm/38mm*	11.25"/285mm	32mm	48mm	320-2/320S-2	Steel or Aluminum
337-355	337S-355S	20", 22.5", 24.5"	10	1.5"	11.25"/285mm	39mm	44mm	320-2/320S-2	Steel Only
337-360	337S-360S	20", 22.5", 24.5"	10	1.5"	11.25"/285mm	39mm	44mm	320-2/320S-2	Aluminum Only

Chrome Part Number

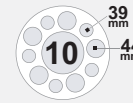
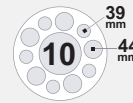
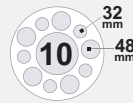
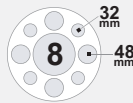
337-353

337-354

337-355

337-360

Use this chart or the one above to choose the **three-piece rear axle cover with removable cap** that's right for your truck.



Stainless Part Number

337S-353S

337S-354S

337S-355S



337S-360S

## One & Two Piece Stainless Steel Rear Wheel Axle Cover with Unitized Beauty Ring



Part Number  
**338SH**

Part Number  
**338S**



Part Number  
**339S**

Stainless Steel Part #	1-Piece or 2-Piece	Fits Wheel(s)	Lugs	Nut Size	Bolt Pattern (center to center)	Beauty Ring (small hole)	Beauty Ring (large hole)	Removable Hub Cap	Wheel Type
338S	2 Piece	20", 22.5", 24.5"	10	1.5" /33mm/38mm*	11.25"/285mm	39mm	46mm	338S-2S	Steel or Aluminum
338SH	2 Piece	20", 22.5", 24.5"	10	1.5" /33mm/38mm*	11.25"/285mm	38mm	46mm	339S-2	Steel or Aluminum
338S-1	2 Piece	20", 22.5", 24.5"	10	1.5"	11.25"/285mm	39mm	46mm	338S-2S	Aluminum Only
339S	1 Piece	20", 22.5", 24.5"	10	1.5" /33mm/38mm*	11.25"/285mm	39mm	46mm	No	Steel Only
339S-1	1 Piece	20", 22.5", 24.5"	10	1.5"	11.25"/285mm	39mm	46mm	No	Aluminum Only
339S-8	1 Piece	19.5"	8	30mm/32mm/33mm	10-7/8"/275mm	25mm	47mm	No	Steel or Aluminum

Stainless Part Number

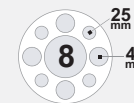
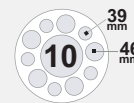
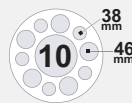
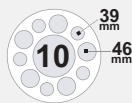
338S / 339S

338SH

338S-1 / 339S-1

339S-8

Use this chart or the one above to choose the **one or two-piece rear axle cover with unitized beauty ring** that's right for your truck.



\* For 38mm application, must remove all lug nuts for installation


# Rear Axle Covers



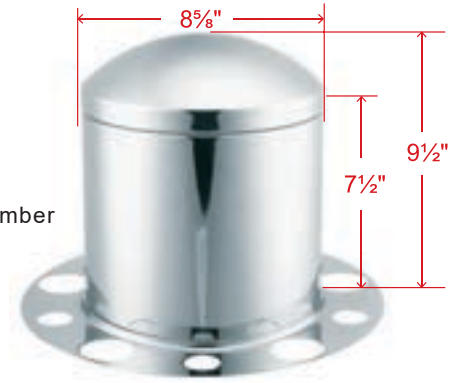
## Three-Piece Rear Axle Cover with Removable Cap

Part Number  
**350-354**

Hub Cap: Removable with Meter Hole



Part Number  
**340**




Chrome Part #	Stainless Steel Part #	Fits Wheel(s)	Lugs	Nut Size	Bolt Pattern (center to center)	Beauty Ring (small hole)	Beauty Ring (large hole)	Removable Hub Cap	Wheel Type
340	340S	20", 22.5", 24.5"	10	1.5"	11.25"/285mm	39mm	44mm	320/320S	Steel Only
341	341S	20", 22.5", 24.5"	10	1.5"	11.25"/285mm	39mm	44mm	320/320S	Aluminum Only
340-353	340S-353S	20", 22.5", 24.5"	8	33mm	11.25"/285mm	32mm	48mm	320/320S	Steel or Aluminum
340-354	340S-354S	20", 22.5", 24.5"	10	33mm/38mm*	11.25"/285mm	32mm	48mm	320/320S	Steel or Aluminum
350-354		20", 22.5", 24.5"	10	33mm	11.25"/285mm	32mm	48mm	325	Steel or Aluminum
350-355		20", 22.5", 24.5"	10	1.5"	11.25"/285mm	39mm	44mm	325	Steel Only
351-360		20", 22.5", 24.5"	10	1.5"	11.25"/285mm	39mm	44mm	325	Aluminum Only

Chrome Part Number	340	341	340-353	340-354	350-354	350-355	351-360
Use this chart or the one above to choose the three-piece rear axle cover with removable cap that's right for your truck.							
Stainless Part Number	340S	341S	340S-353S	340S-354S			

## Two-Piece Rear Axle Cover with Beauty Ring

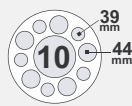
Part Number  
**345S**



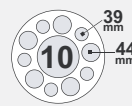
Stainless Steel Part #	Fits Wheel(s)	Lugs	Nut Size	Bolt Pattern (center to center)	Beauty Ring (small hole)	Beauty Ring (large hole)	Removable Hub Cap	Wheel Type
345S	20", 22.5", 24.5"	10	1.5"	11.25"/285mm	39mm	44mm	No	Steel Only
346S	20", 22.5", 24.5"	10	1.5"	11.25"/285mm	39mm	44mm	No	Aluminum Only
345S-353S	20", 22.5", 24.5"	8	33mm	11.25"/285mm	32mm	48mm	No	Steel or Aluminum
345S-354S	20", 22.5", 24.5"	10	33mm/38mm*	11.25"/285mm	32mm	48mm	No	Steel or Aluminum

Use this chart or the one above to choose the two-piece rear axle cover with beauty ring that's right for your truck.

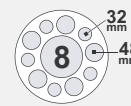
Stainless Part Number



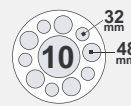
345S



346S



345S-353S



345S-354S

For 38mm application, must remove all lug nuts for installation

Bulk Pack: 4 each per case





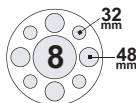
# Beauty Rings

Part Number  
**353-338**

Chrome.

Part Number  
**353S-338S**

Stainless Steel.

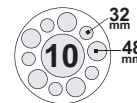


Part Number  
**354-3310**

Chrome.

Part Number  
**354S-3310S**

Stainless Steel.

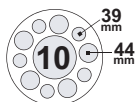


Part Number  
**355**

Chrome.

Part Number  
**355S**

Stainless Steel.

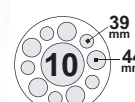


Part Number  
**360**

Chrome.

Part Number  
**360S**

Stainless Steel.




Chrome Part #	Stainless Steel Part #	Fits Wheel(s)	Lugs	Nut Size	Bolt Pattern (center to center)	Beauty Ring (small hole)	Beauty Ring (large hole)	Hub Type	Wheel Type
353-338	353S-338S	20", 22.5", 24.5"	8	33mm	11.25"/285mm	32mm	48mm	Hub Piloted	Steel or Aluminum
354-3310	354S-3310S	20", 22.5", 24.5"	10	33mm/38mm*	11.25"/285mm	32mm	48mm	Hub Piloted	Steel or Aluminum
355	355S	20", 22.5", 24.5"	10	1.5"	11.25"/285mm	39mm	44mm	Stud Piloted	Steel Only
360	360S	20", 22.5", 24.5"	10	1.5"	11.25"/285mm	39mm	44mm	Stud Piloted	Aluminum Only/Tapered

\* For 38mm application, must remove all lug nuts for installation

Part Number  
**365**

20" / 22.5" / 24.5"

**Plastic rim protector** for stud piloted wheel; fits: 1-1/2" nut, 10 hole, 11.25" bolt pattern 48mm holes. (Use for Installation Only).





# Wheel Simulators



Roadmaster simulator sets improve the appearance of your truck and are an effective way to add value. We offer wheel simulators made of 304 stainless steel and automotive grade ABS chrome plastic, both materials are corrosion and discoloration resistant and are designed for a long-lasting shine and durability.

We have an extensive inventory of wheel simulators to fit a wide selection of medium-duty and heavy-duty trucks from all areas of the transportation industry.

Styles include under-the-lug and over-the-lug (OL) simulators; OL simulators are a popular choice, they are designed for a quick mounting and dismounting installation. The complete set typically mounts in less than 30 minutes and no jack or power tools are required. DOT inspections are hassle-free.

With 30-years experience of providing the highest quality truck accessories and superior customer service possible, we have earned an unsurpassed reputation in the heavy-duty after market industry.

We maintain a substantial inventory that ensures you get the parts you need when you need them. Our knowledgeable customer service team is dedicated to making your purchasing decisions easy.

**Call us Monday through Friday 6:00am – 4:00pm PST 800.299.9600 / 310.767.5900**





# Medium Duty Simulator Index

## Chevrolet / GMC

Model	Year	Size	Hand Holes	Lug Nuts	Part Number	UL	OL	Page
GM W3500	1996-C	16"x 6"	6	6	237ES	✓		34
C3500HD (Vans might be 16 x 6)	2000-C	16" x 6.5"	4	8	235ES	✓		34
C3500 / C30 4WD	1976-C	16",16.5" x 6"	4	8	240ES	✓		35
C3500	1988-1990	16",16.5" x 6"	4	8	240ES	✓		35
C30 & Crew Cab	1988-1990	16",16.5" x 6"	4	8	240ES	✓		35
Class C Motorhome (Van Cutaway)	1976-1999	16,16.5" x 6"	4	8	240ES	✓		35
C3500 / C30	1976-1987	16,16.5" x 6"	4	8	240ES	✓		35
Sierra C/K 3500, C3500HD	2011-C	17" x 6.5	5	8	258-ABS		✓	35
Silverado C/K 3500, C3500HD	2011-C	17" x 6.5"	5	8	258-ABS		✓	35
Sierra C/K 3500, C3500HD	2011-C	17" x 6.5"	5	8	258S-OL		✓	36
Silverado C/K 3500, C3500HD	2011-C	17" x 6.5"	5	8	258S-OL		✓	36
Sierra C/K 3500, C3500HD	2008-2010	17" x 6.5"	5	8	291S-OL		✓	36
Silverado C/K 3500, C3500HD	2008-2010	17" x 6.5"	5	8	291S-OL		✓	36
W4 / W4500 / W5500	1989-C	19.5" x 6"	6	6	239ES	✓		34
P30 Class A Motorhome Chassis (8)	1977-C	19.5" x 6"	5	5/10	243ES	✓		35
C3500HD(8)	1992-1998	19.5" x 6"	5	5/10	243ES	✓		35
Workhorse Chassis (8)	1999-C	19.5" x 6"	5	5/10	243ES	✓		35
Top Kick C/K 4500 / 5500 / 6500	2003-C	19.5" x 6.75"	4	8	232S-OL		✓	34
Kodiak C/K 4500 / 5500 / 6500	2003-C	19.5" x 6.75"	4	8	232S-OL		✓	34
Top Kick C/K 4500 / 5500 / 6500	1990-2002	19.5" x 6.75"	4	8	244S-OL		✓	35
Kodiak C/K 4500 / 5500 / 6500	1990-2002	19.5" x 6.75"	4	8	244S-OL		✓	35

## Dodge

Model	Year	Size	Hand Holes	Lug Nuts	Part Number	UL	OL	Page
D2 / D3 / D7 4WD	1982-1995	16",16.5" x 6"	4	8	240ES	✓		38
D2 / D3 / D7	1973-1984	16",16.5" x 6"	4	8	240ES	✓		38
4500/5500 (1)(3)	2012-C	19.5" x 6"	5	10	234-ABS		✓	37
4500 / 5500 (1)(2)	2007-2011	19.5" x 6"	5	10	234DES-OL		✓	37
4500 / 5500 (1)(3)	2012-C	19.5" x 6"	5	10	234ES-OL		✓	37
4500/5500 (1)(3)(4)	2012-C	19.5" x 6"	5	10	234P-ABS		✓	37

## Ford

Model	Year	Size	Hand Holes	Lug Nuts	Part Number	UL	OL	Page
F350 2WD / 4WD (3)	1999-2002	16" x 6"	4	8	236ES-OL		✓	40
F350 2WD / 4WD (2)	2003-2004	16" x 6"	4	8	236ES-OL		✓	40
F350 2WD / 4WD (3)	2004-2011	16" x 6"	4	8	236ES-OL		✓	40
E350 / E450 (8 Vent Hole Wheels)	1992-C	16" x 6"	4	8	238ES-OL		✓	40
F450 / E350 Super Duty (6)	1984-1991	16" x 6"	4	10	242ES	✓		40
F450 / E350 Super Duty (7)	1992-1998	16" x 6"	4	10	242ES	✓		40
Ford Transit 350 (Dually Wheels)	2014 - C	16" x 6"	12	6	259-ABS		✓	42
E350 / E450	2008-C	16",16.5" x 6"	4	8	240ES	✓		40
F350 / E350	1974-1991	16",16.5" x 6"	4	8	240ES	✓		40
F350 4WD	Mid '84-'91	16",16.5" x 6"	4	8	240ES	✓		40
F350 4WD	1992-1995	16",16.5" x 6"	4	8	240ES	✓		40
F350	1992-1998	16",16.5" x 6"	4	8	240ES	✓		40
F350 / E350	1976-1984	16",16.5" x 6"	4	8	240ES	✓		40
F350 / E350	Mid '84-'91	16",16.5" x 6"	4	8	240ES	✓		40
F350 2WD / 4WD	2005-C	17" x 6.5"	4	8	257-ABS		✓	42



# Medium Duty Simulator Index



## Ford (continued)

Model	Year	Size	Hand Holes	Lug Nuts	Part Number	UL	OL	Page
F350 2WD / 4WD	2005-C	17" x 6.5"	4	8	257S-OL		✓	42
F450/ 550 Super Duty Series	2005-C	19.5" x 6"	5	10	234-ABS		✓	39
F450 / 550 / 650 Super Duty Series	2005-C	19.5" x 6"	5	10	234ES-OL		✓	39
Ford LCF Cab over	2006-2009	19.5" x 6"	5	10	234ES-OL		✓	39
F450/ 550 Super Duty Series (3)(4)	2005-C	19.5" x 6"	5	10	234P-ABS		✓	39
F450 / 550 2WD / 4WD Super Duty Series (5)	1991-2002	19.5" x 6"	5	8	246ES-OL		✓	41
F450 / 550 2WD / 4WD Super Duty Series (2)	2003-2004	19.5" x 6"	5	8	246ES-OL		✓	41
F450 / 550 2WD / 4WD Super Duty Series (3)	2004-2012	19.5" x 6"	5	8	246ES-OL		✓	41
F600 Lo Pro	2003-C	19.5" x 6.75"	4	8	231S-OL		✓	39
F650 Lo Pro	2004-C	19.5" x 6.75"	4	8	231S-OL		✓	39
F600 Lo Pro	1990-2002	19.5" x 6.75"	4	8	245S-OL		✓	41
F600 / F650	1992-C	19.5" x 7.5"	5	10	296S-OL		✓	42
F650 Front Set	2003	19.5" x 7.5"	5	10	248S-OL		✓	41
F650 Rear Set	2003	19.5" x 7.5"	5	10	255S-OL		✓	41

## Freightliner

Model	Year	Size	Hand Holes	Lug Nuts	Part Number	UL	OL	Page
FL50 / FL60 / M3	2003-C	19.5" x 6.75"	4	8	232S-OL		✓	43
FL50 / FL60 / M2	1990-2002	19.5" x 6.75"	4	8	244S-OL		✓	43
FL60 / M2	1993-C	19.5" x 7.5"	5	10	296S-OL		✓	43

## Hino

Model	Year	Size	Hand Holes	Lug Nuts	Part Number	UL	OL	Page
Hino 258	2004-C	19.5" x 6.75"	4	8	231S-OL		✓	44

## International

Model	Year	Size	Hand Holes	Lug Nuts	Part Number	UL	OL	Page
CF500 / CF600 (3)	2006-2009	19.5 x 6"	5	10	234ES-OL		✓	45
Terra Star (3)	2011-C	19.5 x 6"	5	10	234ES-OL		✓	45
4100-4400 / 4600 / 4700	1991-2002	19.5" x 6.75"	4	8	245S-OL		✓	45
4100-4400 / 4600 / 4701	2003-C	19.5" x 6.75"	4	8	231S-OL		✓	45
4300 / 4700 DuraStar	1992-C	19.5" x 7.5"	5	10	296S-OL		✓	46

## Isuzu / Nissan

Model	Year	Size	Hand Holes	Lug Nuts	Part Number	UL	OL	Page
NPR	1996-C	16" x 6"	6	8	237ES	✓		47
Nissan Medium Duty 1800UD	1981-C	16" x 6"	4	8	236NS-OL		✓	47
NPR / NPR HD / NQR	1999-C	19.5" x 6"	6	6	239ES	✓		47
FRR	1999-C	19.5" x 6"	6	6	239ES	✓		47

### Application Notes

OL = Over the Lug Mounting. No need to remove lug nuts. Sets are secured with Jam Nuts

UL = Under the Lug Mounting. Remove every other lug nut for installation.

ABS = Automotive grade ABS chrome plated plastic

(1) Need three full threads above lug nut

(2) 9/16" Jam nut

(3) M14 x 1.5" Jam nut

(4) Pointed Style Nut covers

(5) M14 x 2" Jam nut

(6) 1-1/16" Nut covers

(7) 7/8" Nut covers

(8) 5 lugs front / 10 lugs rear



# GMC / Chevrolet

Part Number

**232S-0L**

**19.5" x 6.75"**, 8 lugs, 4 hand hole wheels. 41mm lug nut covers with 20mm studs

Fits Top Kick and Kodiak C/K 4500, 5500, 6500



Part Number

**235ES**

**16" x 6.5"** 8 lug, 4 hand hole wheels

Fits C3500HD



Part Number

**237ES**

**16" x 6"**, 6 lug, 6 hand hole wheels, 41mm lug nut covers

Fits GMC W3500



Part Number

**239ES**

**19.5" x 6"**, 6 lugs, 6 hand hole wheels

Fits W4, W4500, W5500



Refer to **Medium Duty Simulators Index**, pg. 32-33, for specific years and detailed information



**Part Number**  
**240ES**

**16" x 6"**, 8 lug, 4 hand hole wheels  
Fits C3500, C30 4WD. Crew cab, Class C Motorhome  
(Van cutaway)



**Part Number**  
**243ES**

**19.5" x 6"**, 5 lug front / 10 lug rear, 5 hand hole wheels.  
1" Lug nuts  
Fits C3500HD, P30 Class A Motorhome, and Workhorse  
Chassis



**Part Number**  
**244S-OL**

**19.5" x 6.75"**, 8 lugs, 4 hand hole wheels. 30mm lug nut covers  
Fits Top Kick and Kodiak, C/K 4500, 5500, and 6500



**Part Number**  
**258-ABS**

**17" x 6.5"**, 8 lug 5 hand hole wheels  
Fits C/K 3500, C3500HD



Refer to **Medium Duty Simulators Index**, pg. 32-33, for specific years and detailed information





# GMC / Chevrolet

Part Number

**291S-0L**

**17" x 6.5"**, 8 Lug, 5 hand hole wheels

Fits C/K 3500, C3500HD 2008-2010



Part Number

**258S-0L**

**17" x 6.5"**, 8 lug, 5 hand hole wheels

Fits C/K 3500, C3500HD 2011-Current



Refer to **Medium Duty Simulators Index**, pg. 32-33, for specific years and detailed information



Part Number

**234-ABS**

**19.5" x 6"**, 10 Lug, 5 hand hole Wheels

Fits 4500, 5500



Part Number

**234DES-OL**

**19.5" x 6"**, 10 lug 5 hand hole wheels. **9/16 Jam nut**

Fits 4500, 5500 2007-2011



Part Number

**234P-ABS**

**19.5" x 6"**, 10 Lug, 5 hand hole Wheels - Pointed Style nut covers

Fits 4500, 5500



Part Number

**234ES-OL**

**19.5" x 6"**, 10 lug 5 hand hole wheels. **M14 x 1.5" Jam nut**

Fits 4500, 5500 2012-Current



Refer to **Medium Duty Simulators Index**, pg. 32-33, for specific years and detailed information





# Dodge

Part Number

**240ES**

**16" & 16.5" x 6", 8 lug, 4 hand hole wheels.**

Fits D2, D3, D7, 2WD & 4WD



Ford E450 2019





Part Number

**231S-0L**

**19.5" x 6.75"**, 8 lug 4 hand hole wheels. 41mm lug nuts, with 22mm studs

Fits F600, F650 Lopro



Part Number

**234-ABS**

**19.5" x 6"**, 10 lug, 5 hand hole wheels

Fits F450, F550; Super Duty Series



Part Number

**234ES-0L**

**19.5" x 6"**, 10 lug 5 hand hole wheels

Fits F450, F550, F650; Super Duty Series, LCF Cab over



Part Number

**234P-ABS**

**19.5" x 6"**, 10 lug, 5 hand hole wheels - Pointed Style lug nut covers

Fits F450, F550; Super Duty Series



Refer to **Medium Duty Simulators Index**, pg. 32-33, for specific years and detailed information



# Ford

Part Number  
**236ES-0L**

**16" x 6"**, 8 lugs, 4 hand holes wheels  
Fits F350 2WD & 4WD



Part Number  
**238ES-0L**

**16" x 6"** 8 lugs, 8 hand hole wheels  
Fits E350, E450



Part Number  
**240ES**

**16" & 16.5" x 6"**, 8 lug, 4 hand hole wheels  
Fits E350, E450, F350, F350 4WD



Part Number  
**242ES**

**16" x 6"** 10 lug, 4 hand hole wheels. Exposed nut style  
Fits F450 Super Duty, E350 Super Duty



Refer to **Medium Duty Simulators Index**, pg. 32-33, for specific years and detailed information



Part Number  
**245S-0L**

**19.5" x 6.75"**, 8 lug 4 hand hole wheels  
Fits F600 Lo Pro



Part Number  
**246ES-0L**

**19.5" x 6"**, 8 lug 5 hand hole wheels.  
Fits F450, F550; 2WD and 4WD Super Duty Series



Part Number  
**248S-0L**

**22.5" x 7.5"**, 10Lug, 5hand hole wheels. **Front set**  
Fits F650



Part Number  
**255S-0L**

**22.5" x 7.5"**, 10Lug, 5hand hole wheels. **Rear set**  
Fits F650



Refer to **Medium Duty Simulators Index**, pg. 32-33, for specific years and detailed information





# Ford

Part Number

**257-ABS**

**17" x 6.5"**, 8 lug, 4 hand hole wheels  
Fits F350 2WD & 4WD



Part Number

**257S-OL**

**17" x 6.5"**, 8 lug 4 hand hole wheels.  
Fits F350 2WD and 4WD



Part Number

**259-ABS**

**16" x 6"**, 6 Lugs, 12 hand hole wheels  
Fits Ford Transit



Part Number

**296S-OL**

**19.5" x 7.5"** 10 lug, 5 hand hole wheels  
Fits F600, F650



Refer to **Medium Duty Simulators Index**, pg. 32-33, for specific years and detailed information





Part Number

**232S-0L**

**19.5" x 6.75"** 8 lug 4 hand hole wheels, 41mm lug nut covers with 20mm studs

Fits FL 50, FL 60, M3



Part Number

**244S-0L**

**19.5" x 6.75"** 8 lug 4 hand hole wheels, 30mm lug nut covers

Fits FL 50, FL 60, M2



Part Number

**296-AM**

- Air Max braided stainless steel valve stem extensions for inner and outer rear wheels
- Mounting holes in simulator must measure 1-3/8" diameter and OE lug nut hex of 1-3/16" or larger
- Includes 4 brackets, 2 inner and 2 outer extensions



Make and Model	Year
Ford F600 / F650	1992-C
Freightliner FL60 / M2	1993-C
International 4300 / 4700 Durastar	1992-C

Part Number

**296S-0L**

**19.5" x 7.5"** 10 lug, 5 hand hole wheels

Fits FL 60, M2



Refer to **Medium Duty Simulators Index**, pg. 32-33, for specific years and detailed information





# Hino

Part Number

**231S-0L**

**19.5" x 6.75"**, 8 lug 4 hand hole wheels. 41mm lug nuts, with 22mm studs.

Fits Hino 258



## Installation Tips!

- Align the Simulator holes to the hand holes on your wheels
- Place the jam nuts, provided, on the missing holes
- Use the tool, provided, to tight the jam nuts in place

Scan code and see our quick installation video



Hino 268 2018

Refer to **Medium Duty Simulators Index**, pg. 32-33, for specific years and detailed information





Part Number  
**231S-0L**

**19.5" x 6.75"**, 8 lug 4 hand hole wheels. 41mm lug nuts, with 22mm studs.

Fits 4100-4400, 4600, 4701, and CV Series



Part Number  
**234ES-0L**

**19.5" x 6"**, 10 lug 5 hand hole wheels. M14 x 1.5" Jam nut

Fits Terra Star, CF500 and CF600



Part Number  
**245S-0L**

**19.5" x 6.75"**, 8 lugs, 4 hand hole wheels

Fits 4100-4400, 4600, 4700



Refer to **Medium Duty Simulators Index**, pg. 32-33, for specific years and detailed information



# International

Part Number  
**296S-0L**

**19.5" x 7.5"**, 10 lugs, 5 hand hole wheels  
Fits 4300,4700 DuraStar



Part Number  
**296-AM**

- Air Max braided stainless steel valve stem extensions for inner and outer rear wheels
- Mounting holes in simulator must measure 1-3/8" diameter and OE lug nut hex of 1-3/16" or larger
- Includes 4 brackets, 2 inner and 2 outer extensions



Make and Model	Year
Ford F600 / F650	1992-C
Freightliner FL60 / M2	1993-C
International 4300 / 4700 Durastar	1992-C



Refer to **Medium Duty Simulators Index**, pg. 32-33, for specific years and detailed information





Part Number

**236NS-OL**

**16" x 6", 8 lugs, 4 hand hole wheels**

Fits Nissan Medium Duty 1800UD



Part Number

**237ES**

**16" x 6", 6 lug, 6 hand hole wheels. 41mm lug nut covers**

Fits NPR



Part Number

**239ES**

**19.5" x 6", 6 lug 6 hand hole wheels. 41mm lug nut covers**

Fits NPR, NPR HD, NQR, FRR



Refer to **Medium Duty Simulators Index**, pg. 32-33, for specific years and detailed information





# Chevrolet / GMC / Ford ABS Axle Covers

Part Number  
**258FP-ABS**

**17" X 6.5"**, 8 Lugs (pair)



Part Number  
**258RP-ABS**

**17" X 6.5"**, 8 Lugs (pair)



Model	Year	Size	Lug Nuts	Bolt Pattern	Part Number
C3500HD (Front Set)	2011-Current	17" X 6.5"	8	8.25"	258FP-ABS
C3500HD (Rear Set)	2011-Current	17" X 6.5"	8	8.25"	258RP-ABS

Part Number  
**234AK-ABS**

**19.5" x 6"**, 10 lug, 5 hand hole Wheels. Screw on Style Nut covers



Model	Year	Wheel Size	Lugs	Hand Holes	Bolt Pattern
F450 / F550	2005-Current	19.5" X 6"	10	5	225mm

# One Ton Pick-up Truck Axle Covers



Part Number  
**233SF-ES**  
Front



Part Number  
**233SFH-ES**  
Front with 5-1/6" hub hole



Part Number  
**233SR-ES**  
Rear



## Chevy/GM

Model	Year	Wheel Size	Lugs	Bolt Pattern
Class "C" Motorhome (Van Cutaway)	1976-1999	16" x 6"	8	6.5" (164mm)
C3500/C30	1976-1987	16" x 6"	8	6.5" (164mm)
C3500/C30 4WD	1976-C	16" x 6"	8	6.5" (164mm)
C3500	1988-1990	16" x 6"	8	6.5" (164mm)
C30 & Crew Cab	1988-1990	16" x 6"	8	6.5" (164mm)

## Dodge

Model	Year	Wheel Size	Lugs	Bolt Pattern
D2/D3/D7	1973-1995	16" x 6"	8	6.5" (164mm)

## Ford

Model	Year	Wheel Size	Lugs	Bolt Pattern
E350 / E450 (Changed to 4 Hole)	2008-C	16.5" x 6"	8	6.5" (164mm)
F350/E350	1974-1991	16.5" x 6"	8	6.5" (164mm)
F350 4WD	Mid '84-'91	16" x 6"	8	6.5" (164mm)
F350 4WD	1992-1995	16.5" x 6"	8	6.5" (164mm)
F350	1992-1998	16.5" x 6"	8	6.5" (164mm)
F350/E350	1976-1984	16" x 6"	8	6.5" (164mm)
F350/E350	Mid '84-'91	16" x 6"	8	6.5" (164mm)



# Heavy Duty Wheel Simulators Index

## Universal Quick Mount Wheel Covers

Wheel Size	Lug Nuts	Hand Holes	Lug Nut Size	Part Number	UL	OL	Features	Page
22.5" x 7.5"	X	10	**	297-QM		✓	Front Set	51
22.5" x 8.25"	X	10	**	297-QM		✓	Front Set	51
22.5" x 9"	X	10	**	297-QM		✓	Front Set	51
22.5" x 7.5"	X	10	**	299-QM		✓	Rear Set	51
22.5" x 8.25"	X	10	**	299-QM		✓	Rear Set	51
22.5" x 9"	X	10	**	299-QM		✓	Rear Set	51

## 304 Stainless Steel Wheel Simulators

### Front Simulator Sets

Wheel Size	Lug Nuts	Hand Holes	Lug Nut Size	Part Number	UL	OL	Features	Page
22.5" x 7.5"	10	2	33mm	247S-OL		✓	Removable Center Cap	52
22.5" x 7.5"	10	5	33mm	248S-OL		✓	Removable Center Cap	52
22.5" x 8.25"	10	2	1-1/2"	250S	✓		Removable Center Cap	52
22.5" x 8.25"	10	2	33mm	250S-33	✓		Removable Center Cap	52
22.5" x 8.25"	10	2	33mm	250S-OL		✓	Removable Center Cap	53
22.5" x 8.25"	10	2	38mm	250S-38	✓		Removable Center Cap	53
22.5" x 8.25"	10	5	1-1/2"	249S	✓		Removable Center Cap	53
22.5" x 8.25"	10	5	33mm	249S-33	✓		Removable Center Cap	53
22.5" x 8.25"	10	5	33mm	249S-OL		✓	Removable Center Cap	54
24.5" x 8.25"	10	2	1-1/2" **	260S	✓		Removable Center Cap	54

### Rear Simulator Sets

Wheel Size	Lug Nuts	Hand Holes	Lug Nut Size	Part Number	UL	OL	Features	Page
22.5" x 7.5"	10	2	33mm	254S-OL		✓	Removable Cap	55
22.5" x 7.5"	10	5	33mm	255S-OL		✓	Removable Cap	55
22.5" x 8.25"	10	2	1-1/2"	251S	✓		Unitized Axle Cover	55
22.5" x 8.25"	10	2	33mm	251S-33	✓		Unitized Axle Cover	55
22.5" x 8.25"	10	2	38mm	251S-38	✓		Unitized Axle Cover	56
22.5" x 8.25"	10	2	1-1/2"	252S	✓		Removable Cap, 2 piece Axle Cover	56
22.5" x 8.25"	10	2	33mm	252S-33	✓		Removable Cap, 2 piece Axle Cover	56
22.5" x 8.25"	10	2	38mm	252S-38	✓		Removable Cap, 2 piece Axle Cover	56
22.5" x 8.25"	10	2	1-1/2" **	252SH	✓		Removable Cap with Hub Hole, 2 piece	57
22.5" x 8.25"	10	2	33mm	252S-OL		✓	Removable Cap, 2 piece	57
22.5" x 8.25"	10	5	1-1/2"	256S	✓		Unitized Axle Cover	57
22.5" x 8.25"	10	5	33mm	256S-33	✓		Unitized Axle Cover	57
22.5" x 8.25"	10	5	33mm	256S-OL		✓	Unitized Axle Cover	58
24.5" x 8.25"	10	2	1-1/2" **	261S	✓		Unitized Axle Cover	58
24.5" x 8.25"	10	2	1-1/2" **	262S	✓		Removable Cap, 2 piece Axle Cover	58

### Rear Simulator Liners

Wheel Size	Lug Nuts	Hand Holes	Lug Nut Size	Part Number	UL	OL	Features	Page
22.5" x 8.25"	10	2	**	253S-1	✓		Liner Only	59
22.5" x 8.25"	10	5	**	256S-1	✓		Liner Only	59
24.5" x 8.25"	10	2	**	263S-1	✓		Liner Only	59

ABS= Automotive grade ABS Chrome Plastic

\* Can be used with 33mm, 38mm hub piloted wheel - must specify nut size

\*\* Universal fits wheels with 1-1/2" / 33mm / 38mm lug nuts - must specify nut size





# Universal Quick Mount Wheel Covers – Stainless Steel

Part Number

**297-QM**

**22.5" X 7.5", 8.25", 9" 10 hand hole. Universal mount for 6, 8, and 10 lug wheels. Front set.**



Part Number

**299-QM**

**22.5" X 7.5", 8.25", 9" 10 hand hole. Universal mount for 6, 8, and 10 lug wheels\* Four valve extensions. Rear set.**



Peterbilt 389 Century 2018



## Front Simulator Sets – Stainless Steel

Part Number

**247S-0L**

**22.5" x 7.5"** Heavy Duty, 10 lugs 2 hand hole, 33mm hub piloted wheels - Over the Lug style



Part Number

**248S-0L**

**22.5" x 7.5"** Heavy Duty, 10 lugs 5 hand holes, 33mm hub piloted wheels - Over the Lug style



Part Number

**250S**

**22.5" x 8.25"** Heavy Duty, 10 lug 2 hand hole, 1-1/2" stud piloted wheels



Part Number

**250S-33**

**22.5" x 8.25"** Heavy Duty, 10 lug 2 hand hole, 33mm hub piloted wheels





# Front Simulator Sets – Stainless Steel



Part Number

**250S-38**

**22.5" x 8.25"** Heavy Duty, 10 lug 2 hand hole, 38mm hub piloted wheels



20 Pieces

Part Number

**250S-0L**

**22.5" x 8.25"** Heavy Duty, 10 lug 2 hand hole, 33mm hub piloted wheels - Over the Lug style



10 Pieces



10 Pieces



Part Number

**249S**

**22.5" x 8.25"** Heavy Duty, 10 lug 5 hand hole, 1-1/2" stud piloted wheels



20 Pieces

Part Number

**249S-33**

**22.5" x 8.25"** Heavy Duty, 10 lug 5 hand hole, 33mm hub piloted wheels



20 Pieces





# Front Simulator Sets – Stainless Steel

Part Number

**249S-0L**

**22.5" x 8.25"** Heavy Duty, 10 lug 5 hand hole, 33mm hub piloted wheels - Over the Lug style



10 Pieces



10 Pieces



Part Number

**260S**

**24.5" x 8.25"** Heavy Duty, 10 lug 2 hand hole wheels.\*



20 Pieces



Freightliner MS 2019

\*Specify your application lug nut size, 1-1/2, 33mm, 38mm.

# Rear Simulator Sets – Stainless Steel



Part Number  
**254S-0L**

**22.5" x 7.5"** Heavy Duty, 10 lugs 2 hand holes, 33mm hub piloted wheels - Over the Lug style



Part Number  
**255S-0L**

**22.5" x 7.5"** Heavy Duty, 10 lugs 5 hand holes, 33mm hub piloted wheels - Over the Lug style



Part Number  
**251S**

**22.5" x 8.25"** Heavy Duty, 10 lugs 2 hand holes, 1-1/2" stud piloted wheels



Part Number  
**251S-33**

**22.5" x 8.25"** Heavy Duty, 10 lugs 2 hand holes, 33mm hub piloted wheels





## Rear Simulator Sets – Stainless Steel

Part Number

**251S-38**

**22.5" x 8.25"** Heavy Duty, 10 lugs 2 hand holes, 38mm hub piloted wheels.



20 Pieces

Part Number

**252S**

**22.5" x 8.25"** Heavy Duty, 10 lugs 2 hand holes, 1-1/2" stud piloted wheels. Removable hub cap



20 Pieces

Part Number

**252S-33**

**22.5" x 8.25"** Heavy Duty, 10 lugs 2 hand holes, 33mm hub piloted wheels. Removable hub cap



20 Pieces

Part Number

**252S-38**

**22.5" x 8.25"** Heavy Duty, 10 lugs 2 hand holes, 38mm hub piloted wheels. Removable hub cap



20 Pieces



# Rear Simulator Sets – Stainless Steel



Part Number

**252SH**

**22.5" x 8.25"** Heavy Duty, 10 lugs 2 hand hole wheels.\*  
Removable hub hole cap



Part Number

**252S-OL**

**22.5" x 8.25"** Heavy Duty, 10 lugs 2 hand holes, 33mm  
hub piloted wheels - Over the Lug style



Part Number

**256S**

**22.5" x 8.25"** Heavy Duty, 10 lugs 5 hand holes, 1-1/2"  
stud piloted wheels



Part Number

**256S-33**

**22.5" x 8.25"** Heavy Duty, 10 lugs 5 hand holes, 33mm  
hub piloted wheel



\*Specify your application lug nut size, 1-1/2, 33mm, 38mm.



## Rear Simulator Sets – Stainless Steel

Part Number

**256S-0L**

**22.5" x 8.25"** Heavy Duty, 10 lugs 5 hand holes, 33mm hub piloted wheels - Over the Lug style



Part Number

**261S**

**24.5" x 8.25"** Heavy Duty, 10 lugs 2 hand hole wheels\*



Part Number

**262S**

**24.5" x 8.25"** Heavy Duty, 10 lugs 2 hand hole wheels\*



Specify your application lug nut size, 1-1/2, 33mm, 38mm.







# Rear Simulator Liners and Airmax Valve Extensions

Part Number

**253S-1**

**22.5" x 8.25"** Heavy Duty, 10 lugs,  
band holes



Liner Only

Part Number

**256S-1**

**22.5" x 8.25"** Heavy Duty, 10 lugs,  
band holes



Liner Only

Part Number

**263S-1**

**24.5" x 8.25"** Heavy Duty, 10 lugs,  
2 hand holes



Liner Only

Part Number

**299-AVXS**



15" long SS braided valve extension hose with angled end for  
the rear outer wheel

Part Number

**299-AVXL**



24" long straight SS braided valve extensions hose for the rear  
inner wheel

Part Number

**296-AM**

- Air Max braided stainless steel valve stem extensions for inner and outer rear wheels
- Mounting holes in simulator must measure 1-3/8" diameter and OE lug nut hex of 1-3/16" or larger
- Includes 4 brackets, 2 inner and 2 outer extensions



**AirMax**

Make and Model	Year
Ford F600 / F650	1992-C
Freightliner FL60 / M2	1993-C
International 4300 / 4700 Durastar	1992-C





# Air Valve Extensions

Valve Stem extenders take the hassle out of inflating and checking the air pressure of dual tires. Inflation kits let you easily check air pressure and inflate your vehicle's dually tires by relocating the inner tire's valve stem to the outer wheel and extends the valve stem on the outer tire. Kits are designed to be used with steel or aluminum wheels with wheel liners. All necessary hardware is included.

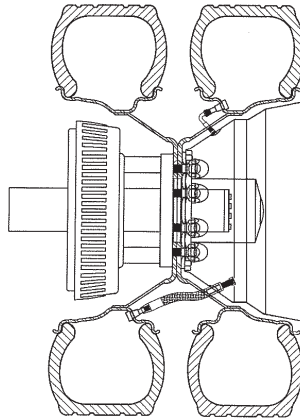
## Outer Dual Valve Stem System

Part Number  
**290-AP3**



Air Inflation Kit Air Plus Valve Stem Extensions Outer Dual w 135 Degree Angle. Includes two extensions.


**AirPlus extensions** bring the inner valve fill into the nearest outer wheel hand hole with a spring clip stabilizer which mounts in the OE steel wheel hand hole.



## Two Hose Inner Dual Valve Stem Extension & Stabilizer Kits


- Rugged Braided Stainless Steel
- One repair of extensions with stabilizers
- Quick and easy installation
- Makes checking and filling air easier
- Ideal for any brand of wheel simulators
- Live stem hoses

Part Number  
**290-AP4**



Mounts in 3.75"-4.25" oval hand hole, up to 17" diameter wheels

Part Number  
**290-AP6**



Mounts in 3.75"-4.25" oval hand hole 19.5" diameter wheels

**AirPlus**®



# Medium Duty Simulators – Spare Parts



## Jam Nuts / Lug nut covers

	Part Number	Size	Wheel Simulator
	266	20mm Thread, 30mm Hex Jam nut	244S-OL
	269	22mm Thread, 30mm Hex Jam nut	245S-OL
	272	9/16" Thread Jam nut	236ES-OL 236NS-OL 246ES-OL
	276	3/4" Thread Jam nut	238ES-OL
	287	M14 x 1.5" Thread Jam nut	236ES-OL 246ES-OL
	288	M14 x 2" Thread Jam nut	236ES-OL 246ES-OL
	273T	22mm Thread, 41mm Hex Jam nut	231S-OL
	274T	20mm Thread, 41mm Hex Jam nut	232S-OL
	258SJN	7/8" x M14 Thread, 1-1/8" Hex Jam nut	258S-OL
	291SJN	7/8" x M14 Thread, 1-1/8" Hex Jam nut	291S-OL
	296SJN	22mm Thread, 41mm Hex Lug nut	296S-OL
	296SLN	5/8" Hex Lug nut	296S-OL

## Phoenix Emblem Sticker






297LG Phoenix Emblem Sticker

## Tools

	Part Number	Size	Wheel Simulator
	264T	41mm Hex nut	231S-OL 232S-OL
	265T	1-1/8" Hex Nut	234ES-OL 236NS-OL 238ES-OL 246ES-OL 257S-OL
	267T	5/16" Removal tool	235ES 240ES
	268T	5/16" Allen Wrench	238ES-OL
	270T	30mm Hex Nut	244S-OL 245S-OL
	258STL	1-1/8" Hex	258S-OL
	291STL	1-1/8" Hex	291S-OL
	296STL	1-5/8" Hex	296S-OL

## Stud Extenders

	Part Number	Size	Wheel Simulator
	277	9/16" LH stud inner thread, 3/4" RH Outside thread	238S-OL
	258STX	1" Inner thread, 7/8" Outside thread	258S-OL
	291STX	1" Inner thread, 7/8" Outside thread	291S-OL



# Heavy Duty Simulators – Spare Parts

## 22.5" & 24.5" Under the Lug Simulators

### Hub Cap

Part Number	Size
-------------	------



250S-1	Front Hub Cap for UL Simulators
--------	---------------------------------

## 22.5" Over the Lug Simulators

### Tool

Part Number	Size
-------------	------



271T	33mm Hex Nut
------	--------------

### Adaptor Caps

Part Number	Size
-------------	------



282	7/8"
-----	------



281	1"
-----	----



275	1-1/4"
-----	--------

### Jam nuts

Part Number	Size
-------------	------



278	M22.5 x 1.5" X 28.5mm
-----	-----------------------



284	M22.5 x 1.5" X 34.5mm
-----	-----------------------

## Universal Quick Mount Wheel Covers

### Liners

Part Number	Size
-------------	------



297F1	22.5 Front Liner for 297-QM
-------	-----------------------------



299R1	22.5 Front Liner for 299-QM
-------	-----------------------------



297EX	Expansion Ring for 297-QM and 299-QM
-------	--------------------------------------



297TL	Tool for 297-QM and 299-QM
-------	----------------------------



297SPS	Pop off Cap for 297-QM AND 299-QM
--------	-----------------------------------



297HD	Hardware for 297-QM and 299-QM
-------	--------------------------------

## Air Valve Extensions

Part Number	Size
-------------	------



299-AVXL	24" long straight SS braided valve extensions hose for the rear inner wheel
----------	---



299-AVXS	15" long SS braided valve extension hose with angled end for the rear outer wheel
----------	---

## Phoenix Emblem Sticker

Part Number
-------------



297LG	Phoenix Emblem Sticker
-------	------------------------



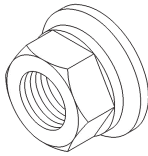
# Wheel Check List



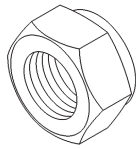
## Information you will need to determine the right simulator

1. Find the wheel # at the location shown on Figure 1 to the right. Wheel #'s are usually used for larger size wheels.
2. Find the wheel diameter at the location shown on figure 1 to the right.
3. Count the number of lug nuts.
4. Note the shape of the lug nuts:

Hub Piloted



Stud Piloted



5. note the type of wheel:

DUAL WHEEL

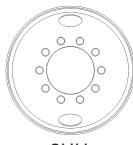


DUPLEX WHEEL

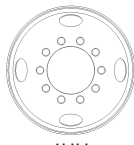


6. If you have dual wheels, count the number of hand holes on your wheel.

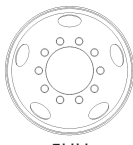
HAND HOLES



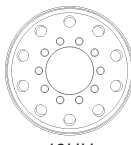
2HH



4HH



5HH



10HH

7. Note the hex Size of the lug nuts

### Hub Pilot

30mm (1 3/16")  
32mm (1 1/4")  
33mm (1 5/16")  
38mm (1 1/2")

### Stud Pilot

1.5"  
1.75"  
41mm (1 5/8")



8. Some mounting styles require at least 3 threads

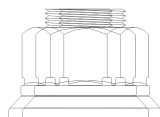
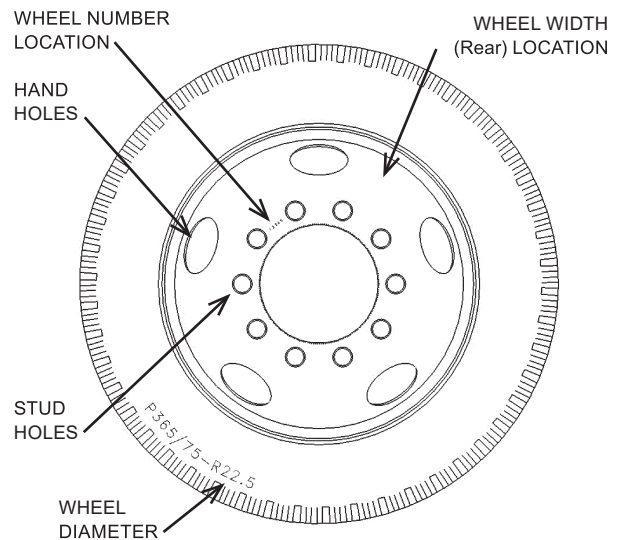


Figure 1





# Wheel Number Index

Chevrolet/GM		
Wheel No.	Part No.	Page No.
127-9	237ES	34
127-10	239ES	34
135-9	237ES	34
27756	240ES	35
27772	240ES	35
27775	243ES	35
27992	240ES	35
27994	240ES	35
28177	240ES	35
28374	240ES	35
28603	240ES	35
28680	232S-OL	34
28680	244S-OL	35
29207	243ES	35
29361	235ES	34
29506	239ES	34
29577	240ES	35
29578	240ES	35
29587	240ES	35
29588	235ES	34
29667	243ES	35
50180	232S-OL	35
50180	244S-OL	35
50095	291S-OL	36
50198	258S-OL	36
50198	258-ABS	35

Dodge/International		
Wheel No.	Part No.	Page No.
27756	240ES	38
27772	240ES	38
27992	240ES	38
27994	240ES	38
28177	240ES	38
28374	240ES	38
28603	240ES	38
28680	245S-OL	45
28680	231S-OL	45
29577	240ES	38
29578	240ES	38
29587	240ES	38
29834	234ES-OL	37, 45
29839	234ES-OL	37, 45
29839	234DES-OL	37
29884	234-ABS	37
50180	245S-OL	45
1CM11TRMAA	234DES-OL	37
29195	296S-OL	46

Ford		
Wheel No.	Part No.	Page No.
27756	240ES	40
27772	240ES	40
27992	240ES	40
27994	240ES	40

Ford (continued)		
Wheel No.	Part No.	Page No.
28177	240ES	40
28374	240ES	40
28603	240ES	40
28642*	248S-OL	41
28642*	255S-OL	41
28680	231S-OL	39
28680	245S-OL	41
29001*	248S-OL	41
29001*	255S-OL	41
29186	246ES-OL	41
29577	240ES	40
29578	240ES	40
29579	238ES-OL	40
29581	242ES	40
29583	236ES-OL	40
29584	246ES-OL	41
29586	246ES-OL	41
29587	240ES	40
29745	246ES-OL	41
29837	257S-OL	42
29837	257-ABS	42
29839	234ES-OL	39
29839	234-ABS	39
29884	234ES-OL	39
29884	234-ABS	39
31991	238ES-OL	40
50180	231S-OL	39
50180	245S-OL	41
50275	257S-OL	42
1CM11TRMAA	234ES-OL	39
1CM11TRMAA	234ES-OL	39
50275	257-ABS	42
CK4Z1015A	259-ABS	42
29195	296S-OL	42

Freightliner		
Wheel No.	Part No.	Page No.
28680	244S-OL	43
28680	232S-OL	43
50180	244S-OL	43
50180	232S-OL	43
29195	296S-OL	43

Hino		
Wheel No.	Part No.	Page No.
28680	231S-OL	44
50180	231S-OL	44

Isuzu/Nissan		
Wheel No.	Part No.	Page No.
127-10	239ES	47
127-9	237ES	47
135-11	239ES	47
135-9	237ES	47
28860	237ES	47
29583	236NS-OL	47
29506	239ES	47

22.5" Front		
Wheel No.	Part No.	Page No.
27404	250S	52
27404	297-QM	51
27833	249S	53
28408	250S-OL	53
28408	250S-33	52
28408	297-QM	51
28487	249S	53
28487	249S-OL	54
28487	297-QM	51
28549	250S	52
28624	247S-OL	52
28642	248S-OL	52
28828	250S-OL	53
28828	250S-38	53
28828	297-QM	51
29001	248S-OL	52
50408	250S-33	52
50408	250S-OL	53
50408	250S-33	52
50408	250S-38	53
50408	297-QM	51
50487	249S	53
50487	249S-OL	54
50487	297-QM	51
51408	250S-33	52
51408	297-QM	51

22.5" Rear		
Wheel No.	Part No.	Page No.
27404	251S	55
27404	252S	56
27404	253S-1	59
27404	252SH	57
27833	256S	57
27833	256S-1	59
28408	251S-33	55
28408	251S-38	56
28408	252S-OL	57
28408	252S-33	56
28408	252S-38	56
28408	253S-1	59
28408	252SH	57
28487	256S-OL	58
28487	256S	57
28487	256S-1	59
28549	251S	55
28549	252S	56
28624	254S-OL	55
28642	255S-OL	55
27404	251S	55
28828	251S-33	55
28828	251S-38	56
28828	252S-OL	57
27404	252S	56
28828	252S-33	56
28828	252S-38	56

22.5" Rear (continued)		
Wheel No.	Part No.	Page No.
28828	253S-1	59
28828	252SH	57
29001	255S-OL	55
50408	251S-33	55
50408	251S-38	56
50408	252S-OL	57
50408	252S-33	56
50408	252S-38	56
50408	253S-1	59
50408	252SH	57
50487	256S-OL	58
50487	256S	57
50487	256S-1	59
51408	251S-33	55
51408	252S-33	56
27404	299-QM	51
28408	299-QM	51
28487	299-QM	51
28828	299-QM	51
50408	299-QM	51
50487	299-QM	51
51408	299-QM	51

24.5" Front/ Rear		
Wheel No.	Part No.	Page No.
27406	260S	54
27406	262S	58
27406	261S	58
27406	263S-1	59
28409	260S	54
28409	262S	58
28409	263S-1	59
28410	260S	54
28410	262S	58
28410	261S	58
24810	263S-1	59

\*Front Set Only

\*\*Rear Set Only



# Mud Flap Accessories/Quarter Fenders




**Mud Flap Top Plates**  
Page 66



**Mud Flap Bottom Plates**  
Pages 67-68



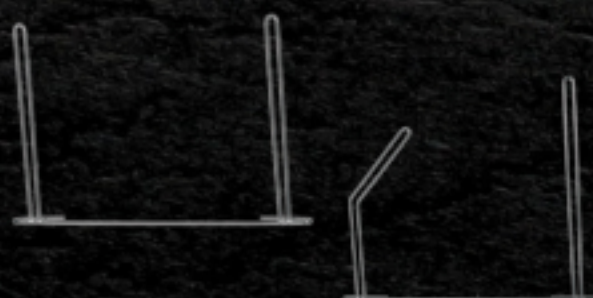
**Mud Flap Hangers**  
Pages 69-72




**Rear Light Bars**  
Pages 73-78



**One-Piece Light Bars**  
Pages 79-81



**Anti-Sail Brackets**  
Page 69



**Quarter Fenders**  
Page 83






# Top Flap Plates

## Chrome & Stainless Steel Top Flap Plates


Part Number  
**600**

2" x 18" Chrome top plate welded studs. Hardware included.



Part Number  
**605**

2" x 24" Chrome top plate welded studs. Hardware included.



**605CD** 1 pair display pack.


Part Number  
**605S**

Stainless steel.

**605SCD** 1 pair display pack.

Part Number  
**606**

2" x 24" Chrome top plate with bolt thru studs. Hardware included.



**606CD** 1 pair display pack.

Part Number  
**606S**

Stainless steel.

**606SCD** 1 pair display pack.

Part Number  
**606L**

2" x 24" Chrome top plate (louver) with bolt thru studs. Hardware included.



Case Quantity: 20 each per case

## Aluminum Reflector Top Flap Plates

Part Number  
**603**

1-1/2" x 24" Aluminum reflector top flap plate straight (without hardware) 1 pair.



Part Number  
**604**

1-1/2" x 24" Aluminum reflector top flap plate with a 45 degree angle, (without hardware) 1 pair.



Part Number  
**606S-1**

1/4" x 1-1/4" Stainless steel bolt kit for top plate. 4 each per pack.



## Did You Know?

Top mud flap plates not only dress up your truck, but they actually help reinforce the mud flap mounting on the brackets.



# Bottom Flap Plates



Part Number

**607**

3" x 12" Chrome bottom plate welded studs. Hardware included.



Part Number

**607S**

Stainless steel.

Part Number

**616**

4" x 24" Chrome bottom plate with bolt thru. Hardware included. **(Minimum order quantity 20).**



Part Number

**616S**

Stainless steel.

**616CD** 1 pair in display pack.

**616SCD** 1 pair in display pack.

Part Number

**608**

3" x 14" Chrome bottom plate welded studs. Hardware included.



Part Number

**618**

4" x 24" Chrome bottom plate (louver) bolt thru studs. Hardware included.



**618CD** 1 pair in display pack.

Part Number

**609**

3" x 16" Chrome bottom plate welded studs. Hardware included.



Part Number

**609S**

Stainless steel.

Part Number

**619**

4" x 24" Chrome bottom plate (flame) bolt thru studs, backing plate included one side set in display pack. Hardware included.



Part Number

**610**

3" x 18" Chrome bottom plate welded studs. Hardware included.



Part Number

**610S**

Stainless steel.

**610CD** 1 pair in display pack.

**610SCD** 1 pair in display pack.

Part Number

**615**

4" x 24" Chrome bottom plate welded studs. Hardware included. **(Minimum order quantity 20).**



Part Number

**615S**

4" x 24" Stainless steel.

**615CD** 1 pair in display pack.

Case Quantity: 20 each per case

**615SCD** 1 pair in display pack.





## Bottom Flap Plates

Part Number

**630**

4" x 24" Chrome bottom plate (Freightliner) welded studs. Hardware Included.



**630CD** 1 pair in display pack.

Part Number

**634**

4" x 24" Chrome bottom plate (Mack) welded studs. Hardware Included.



**634CD** 1 pair in display pack.

Part Number

**635**

4" x 24" Chrome bottom plate (International) welded studs. Hardware Included.



**635CD** 1 pair in display pack.

Part Number

**636**

4" x 24" Chrome bottom plate (sitting girl) welded studs. Hardware Included.



**636CD** 1 pair in display pack.

Case Quantity: 20 each per case

Part Number

**637**

4" x 24" Chrome bottom plate (stars cut out) welded studs.



**637CD** 1 pair in display pack.



Part Number 630

Part Number

**638**

6-1/2" x 24" Chrome bottom plate (shark's teeth) bolt thru studs, backing plate included. One side set in display pack.



## Bolt Kits for Bottom Flap Plates

Part Number

**617S**

1/4" x 1-1/4" Stainless steel bolt kit for bottom plate, 3 each per bag.







# Mud Flap Hold Downs

## Anti-Sail, Mud Flap Hold Downs

Part Number  
**640**

24" x 21" Chrome anti-sail, mud flap hold down.  
(Minimum order quantity 20).

Part Number  
**640S**  
Stainless steel.



Part Number  
**641**

24" x 18" Chrome anti-sail, mud flap hold down.



Case Quantity: 20

Part Number  
**642**

18" x 18" Chrome anti-sail, mud flap hold down.



Part Number  
**643**

24" x 18" Chrome anti-sail, angled, mud flap hold down. 1 pair.



## Square Spring Steel

### Mud Flap Hangers

Part Number  
**645-1**

30" Straight .640 Square Spring Steel Mud Flap Hangers - Black.  
1 pair.



Hardware Included

Part Number  
**645-2**

28" Angled .640 Square spring Steel Mud Flap Hangers - Black.  
1 pair.



Hardware Included

## Mounting Brackets

Part Number  
**645-B**

Cast Mounting Bracket for all Economy-Style Mud Flap Hangers (fits both: 645-1 and 645-2). Hardware Included.





# Mud Flap Hangers

## Spring-Loaded Mud Flap Hangers

Part Number

**646-SL**


Chrome spring-loaded mud flap hanger, taper style, straight. Bolt Center to Center 2.5"

Part Number

**646S-SL**

Stainless steel

Display Pack: 1 Pair




Part Number

**646B-SL**

Black spring-loaded mud flap hanger, taper style, straight. Bolt Center to Center 2.5"

Display Pack: 1 Pair



Part Number

**647-SL**


Chrome spring-loaded mud flap hanger taper style, 45° angled. Bolt Center to Center 2.5"

Part Number

**647S-SL**

Stainless steel

Display Pack: 1 Pair



Mud Flap Hanger  
Installation?

Scan  
theCode!



Scan code and see our quick  
installation video

## Chrome End-cap Covers

Part Number

**646-I**

Fits: part no. 646-SL  
(1 each).

Part Number

**646S-I**

Stainless steel



Part Number

**647-I**

Fits: part no. 647-SL  
(1 each).

Part Number

**647S-I**

Stainless steel



Part Number

**648-I**

Fits: part no. 648-SL  
and 649-SL (1 each).

Part Number

**648S-I**

Stainless steel





# Mud Flap Hangers

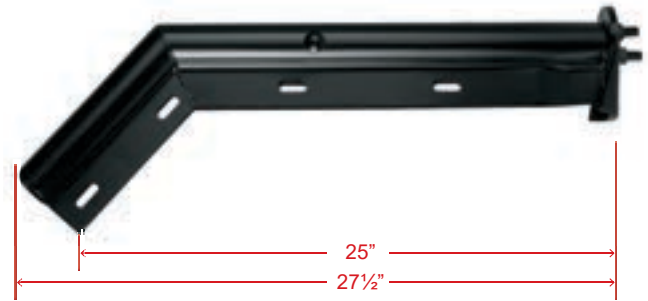
## Spring-Loaded Mud Flap Hangers

Part Number

**648B-SL**

Black spring-loaded mud flap hanger, round tube style, 45° angled. Bolt Center to Center 1-1/8"

Display Pack: 1 Pair



Part Number

**648-SL**

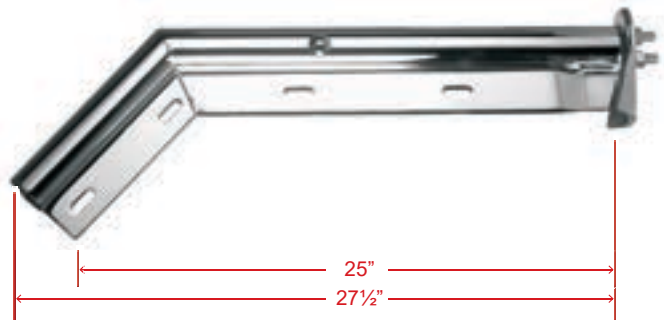
Chrome spring-loaded mud flap hanger, round tube style, 45° angled. Bolt Center to Center 1-1/8"

Part Number

**648S-SL**

Stainless steel

Display Pack: 1 Pair



Part Number

**649-SL**


Chrome spring-loaded mud flap hanger, round tube style, straight. Bolt Center to Center 1-1/8"

Part Number

**649S-SL**

Stainless steel

\*648-1 End cap can be used.



## Aluminum Reflector Top Flap Plates

Part Number

**603**

1-1/2" x 24" Aluminum reflector top flap plate straight (without hardware) 1 pair.



Part Number

**604**

1-1/2" x 24" Aluminum reflector top flap plate with a 45 degree angle, (without hardware) 1 pair.



**Did You Know?**

Roadmaster's mud flap hangers have a safety plate that prevents the spring-loaded U-bolt from collapsing into the hollow bracket?

Spring loaded mud flap hangers have a heavy duty spring under tension to maintain the bracket. Some suppliers sell economy-style brackets, which require removing the plate for installation. This style can be dangerous and cause injury if the u-bolt and internal spring collapses. Roadmaster's hangers are ready to safely install out of the box and you don't have to remove any hardware that is dangerously under tension.







# Flap Hanger Light Brackets – 4" x 24"

Part Number

**550S**

Stainless steel flap hanger light bracket with oval cut-outs.



Part Number

**551S**

Stainless steel light bracket with 2" cutouts.



Part Number

**550S-1**

Light bracket with red oval LED lights. Grommets and pigtails included.



Part Number

**551S-3**

Light bracket with red LED lights. Grommets and pigtails included.



Part Number

**550S-3**

Light bracket with red LED oval lights and ABS style bezels. Grommets and pigtails included.



Part Number

**551S-4**

Light bracket with red LED lights and ABS bezels. Grommets and pigtail included.



Part Number

**550S-4**

Light bracket with LED clear lens oval red lights and ABS bezels. Grommets and pigtails included.



Part Number

**551S-5**

Light bracket with LED clear lens red lights and ABS bezels. Grommets and pigtails included.



# Rear Light Bars



## Two Piece Round Light Bars Rigid Mount

6" Width x 30" Length x 2.25" Depth. 1 Pair.

Part Number

**480**

Chrome light bar with round cutouts.

Part Number

**480S**

Stainless steel.



Part Number

**481-3**

Chrome light bars assembled with 4" LED lights. Grommets and wire-harness included.

Part Number

**481S-3**

Stainless steel.



Part Number

**481-4**

Chrome light bars assembled with 4" clear lens LED lights and ABS bezels. Grommets and wire harness included.

Part Number

**481S-4**

Stainless steel.



Part Number

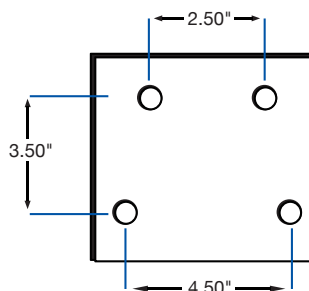

**481-5**

Chrome light bars assembled with 4" LED lights and ABS bezels. Grommets and wire-harness included.

Part Number

**481S-5**

Stainless steel.



Bolt Pattern  
Rigid Mount Light Bars



# Rear Light Bars

## Two Piece Round Light Bars Spring Loaded

6" Width x 30" Length x 2.25" Depth. 1 Pair.

Part Number

**480S-SL**

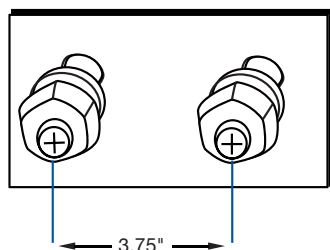
Stainless steel light bars with round cutouts.



Part Number

**481S-SL-3**

Stainless steel bars assembled with 4" LED lights. Grommets and wire-harness included.




Bolt Pattern for  
Spring Loaded  
Light Bars

Part Number

**481S-SL-3W**

Stainless steel bars assembled with 2 back-up lights and 4 red LED lights and ABS bezels. Grommets and wire-harness included.



Part Number

**481S-SL-4**


Stainless steel bars assembled with 4" clear lens LED lights and ABS bezels. Grommets and wire-harness included.



Part Number

**481S-SL-5**

Stainless steel bars assembled with 4" LED lights and ABS bezels. Grommets and wire-harness included.





# Rear Light Bars



## Two Piece Rectangular Light Bars Rigid Mount

6" Width x 30" Length x 2.25" Depth. 1 Pair.

Part Number

**482**

Chrome 2-piece light bars with rectangular cutouts.

Part Number

**482S**

Stainless steel.



Part Number

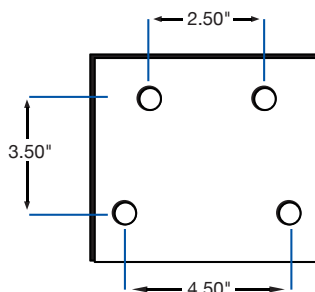
**483-3**

Chrome light bars assembled with LED lights. Grommets and wire-harness included.

Part Number

**483S-3**

Stainless steel.



Bolt Pattern  
Rigid Mount Light Bars

Part Number

**483-4**

Chrome light bars assembled with rectangular LED lights and ABS bezels. Grommets and wire-harness included.



## Wiring Harness

Fits all rear light bars.

Part Number

**480-2**

42" 3-prong plug with a 12" lead wire. 2 each per pack. 6 packs per case.



Part Number

**1992**

100' 3-Prong plugs. 12" wire lead.





## Rear Light Bars

### Two Piece Rectangular Light Bars Spring Loaded

6" Width x 30" Length x 2.25" Depth. 1 Pair.

Part Number

**482S-SL**


Stainless steel 2-piece light bars with rectangular cutouts.



Part Number

**483S-SL-4**

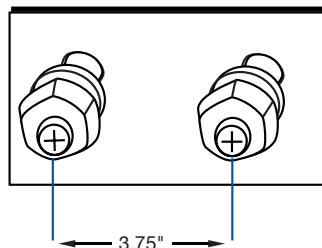
Stainless steel bars assembled with rectangular LED lights and ABS bezels. Grommets and wire-harness included.



Part Number

**483S-SL-3**

Stainless steel bars assembled with LED lights. Grommets and wire-harness included.



Bolt Pattern for  
Spring Loaded  
Light Bars

**Did You Know?**

Spring-Loaded Light Bars are built to last!

Roadmaster Spring-Loaded Light Bars are designed to spring back from impact and return to its original position. They are manufactured of heavy-gauge high polished stainless steel. Has an internally-mounted heavy-duty steel springs, and are tough and resilient. They have a one year limited warranty.

# Rear Light Bars



## Two Piece Oval Light Bars Rigid Mount

6" Width x 30" Length x 2.25" Depth. 1 Pair.

Part Number  
**485**

Chrome 2-piece light bars with oval cutouts.

Part Number  
**485S**

Stainless steel.




Part Number  
**486-3**

Chrome light bars assembled with LED lights. Grommets and wire-harness included.

Part Number  
**486S-3**

Stainless steel.



Part Number  
**486-4**

Chrome light bars assembled with clear lens LED lights and ABS bezels. Grommets and wire-harness included.

Part Number  
**486S-4**

Stainless steel.

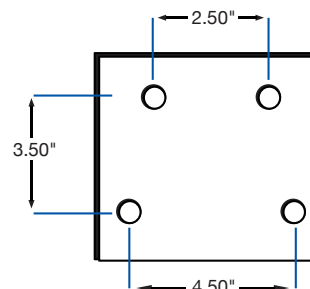
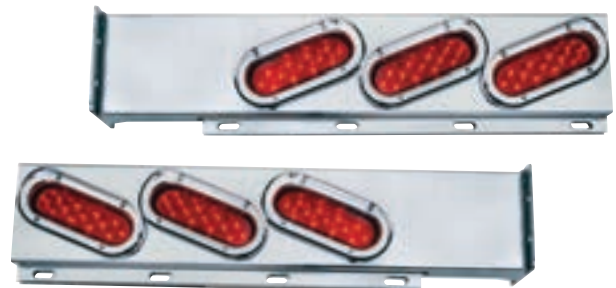


Part Number  
**486-5**

Chrome light bars assembled with LED lights and ABS bezels. Grommets and wire-harness included.

Part Number  
**486S-5**

Stainless steel.



Bolt Pattern  
Rigid Mount Light Bars





# Rear Light Bars

## Two Piece Oval Light Bars Spring Loaded

6" Width x 30" Length x 2.25" Depth. 1 Pair.

Part Number

**485S-SL**

Stainless steel 2-piece light bars with oval cutouts.



Part Number

**486S-SL-4**


Stainless steel light bars assembled with clear lens LED lights and ABS bezels. Grommets and wire-harness included.



Part Number

**486S-SL-5**

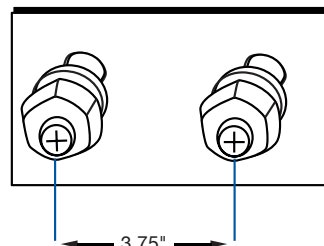
Stainless steel bars assembled with LED lights and ABS bezels. Grommets and wire-harness included.



Part Number

**486S-SL-3**

Stainless steel bars assembled with LED lights. Grommets and wire-harness included.



Bolt Pattern for  
Spring Loaded  
Light Bars

# One Piece Light Bars



## One Piece Oval Light Bars

6-3/8" x 94" x 2"

Part Number

**487S**

Stainless steel light bar with oval cutouts.



Part Number

**488S-3**

Stainless steel with LED lights. Grommets and wire harness included.



Part Number

**488S-4**

Clear lens LED lights. ABS bezels and wire harness included.



Part Number

**488S-5**

LED lights. ABS bezels and wire harness included.





# One Piece Light Bars

## One Piece Round Light Bars

6-3/8" x 94" x 2"

Part Number

**490S**

Stainless steel light bar with round cutouts.



Part Number

**491S-3**

Stainless steel with LED lights. Grommets and wire harness included.



Part Number

**491S-4**

Clear lens LED lights. ABS bezels and wire harness included.



Part Number

**491S-5**

LED lights. ABS bezels and wire harness included.





# One Piece Light Bars



## One Piece Rectangular Light Bars

6-3/8" x 94" x 2"

Part Number

**493S**

Stainless steel light bar with rectangular cutouts.



Part Number

**494S-3**

Stainless steel with LED lights. Grommets and wire harness included.



Part Number

**494S-5**

LED lights. ABS bezels and wire harness included.



## Light Bar Mounting Bracket

Hardware included. 1 Pair.

Part Number

**495**

Mounting brackets for one piece light bars.



### Did You Know?

These brackets are designed to securely hug the light bars from four points to distribute the weight of the light bar and make them withstand the constant vibration. These brackets come with the necessary hardware so you can mount them yourself.

No need to weld or take a trip to the hardware store to get nuts and bolts – hardware is included.





# Boot Brushes

## Boot Brush Door Mat

Part Number

**7905**


Quick and easy installation Mounts to step rail or cat walk. Fits most conventional trucks  
Laminated polymer turf 4-1/2" x 24"



Feed zip-tie through opening in step rail.



Feed zip-tie through holes in door mat.



Insert into locking slot, tighten, trim off excess.

## Boot Brush

Part Number

**7900**

Black durable nylon brush  
Heavy-duty aluminum base  
7-5/8" (L) x 3-1/8" (W) x 2-1/2" (H)  
Mounting hardware included



## Replacement Brush

Part Number

**7901-B**

Replacement nylon brush  
for boot brush 7900



# Quarter Fenders



## Quarter Fender Sets

Part Number

**742S**

24" x 24" Stainless steel quarter fender set complete with round tube support. Includes top black mud flap. Includes mounting bracket 748-2.



Display Pack: 1 Pair

Part Number

**744S**

24" x 29" Stainless steel quarter fender set complete with round tube support. Includes top black mud flap. Includes mounting bracket 748-2.



Display Pack: 1 Pair

Part Number

**745S**

24" x 24" Stainless steel quarter fender set complete with triangle support tube that centers over the wheel. Includes top black mud flap. Includes mounting bracket 748-2.



Display Pack: 1 Pair

Part Number

**746S**

24" x 29" Stainless steel quarter fender set complete with triangle support tube that centers over the wheel. Includes top black mud flap. Includes mounting bracket 748-2.



Display Pack: 1 Pair

## Mounting Brackets

Part Number

**748-1**

Standard 4 bolt mounting bracket.



Part Number

**748-2**

Standard single bolt side mounting bracket.



Case Pack: 1 pair - included hardware

## Quarter Fender Plugs

Part Number

**740**

Quarter fender plugs, fits 2" o.d. tube.

Part Number



**740CD 2** each per pack.

Case Pack: 500 each per case





# Chrome Stacks / Drop Visors



**5" Straight Bottom**  
Page 86




**6" Reduced To 5"**  
Page 86



**7" Reduced To 5"**  
Page 87



**Exhaust Clamps**  
Page 87



**Drop Visors**  
Page 88



**Customize  
Get The Look You Want**  
Page 89



# Chrome Stacks



Our stacks manufacturing process uses a high quality chrome plating process and they are hand-polished for a long lasting shine.

**Warranty:** One year from the date of purchase against material defects and workmanship.



**Display-004**

Chrome stacks display stand





# Chrome Stacks

## 5" Curved Style Straight Bottom

Part Number

**7518**

18" Chrome stack curved extension 5" OD.

Part Number

**7524**

24" Chrome stack curved extension 5" OD.

Part Number

**7510**

36" Chrome stack curved extension 5" OD.

Part Number

**7520**

48" Chrome stack curved extension 5" OD.

Part Number

**7530**

60" Chrome stack curved extension 5" OD.



## 6" Curved Style Reduced

Part Number

**7610**

36" Chrome stack curved extension 6" reduced to 5" OD.

Part Number

**7620**

48" Chrome stack curved extension 6" reduced to 5" OD.

Part Number

**7630**

60" Chrome stack curved extension 6" reduced to 5" OD.





# Chrome Stacks



## 7" Curved Style Reduced to 5"

Part Number

**7736R**

36" Curved extension 7" reduced to 5" OD.

Part Number

**7748R**

48" Curved extension 7" reduced to 5" OD.

Part Number

**7760R**

60" Curved extension 7" reduced to 5" OD.



7736R



7748R



7760R

## Flat Clamps

Part Number

**1001**

4" Flat exhaust clamp.  
Chrome Heavy-Duty Steel



Part Number

**1002**

5" Flat exhaust clamp.  
Chrome Heavy-Duty Steel



Part Number

**1003**

6" Flat exhaust clamp.  
Chrome Heavy-Duty Steel



## Grab Handle

Part Number

**1010**

42" Stainless Steel Grab Handle. Multi-purpose, high polished 304SS, heavy construction. Hardware included.





# Stainless Steel Drop Visors

## Peterbilt

Part Number  
**7800**

12" Peterbilt drop visor for models: 359, 1967-1986.



Part Number  
**7805**

14" Peterbilt drop visor for models: 377, 378, 379  
Pre-2005 Standard-cab with door mounted mirrors.



Part Number  
**7810**

14" Peterbilt drop visor for models: 377, 378, 379. 1996-2001 ultra-cab.



Part Number  
**7815**

14" Peterbilt drop visor for models: 377, 378, 379. 2002-2008 ultra-cab with door mounted mirrors.

Part Number  
**7820**

14" Peterbilt drop visor for models: 377, 378, 379. 2005 - Newer ultra-cab with cab mounted mirrors.



Mounting hardware included.



## Kenworth

Part Number  
**7825**

13" Kenworth drop visor for models: W900 and T800. 1995-2008 Aerocab curved windshield.



Part Number  
**7830**

13" Kenworth drop visor for models: W900 and T800. 1984-1998 cabs with a split flat windshield.



Mounting hardware included.

## Freightliner

Part Number  
**7835**

18" Freightliner drop visor for models with raised-roof style cab/sleeper. With 9 cutouts for 2" lights.

Part Number  
**7845**

18" Freightliner drop visor for models with mid-roof style cab/sleeper. With 9 cutouts for 2" lights.



Does not fit Columbia

Part Number  
**7840**

18" Freightliner drop visor for models with raised-roof style cab/sleeper. With 8 pre-drilled holes for 4" bolt pattern lights.

Part Number  
**7850**

18" Freightliner drop visor for models with mid-roof style cab/sleeper. With 8 pre-drilled holes for 4" bolt pattern lights.



Mounting hardware included.



## Get the look you want...

Our mission is to quickly provide you with the superior accessories you need to make your truck look good. We thoroughly test all of our products, only providing you with the latest and the best. In addition, our sales and support staff are extensively trained so they can provide you with the highest level of service.

If there is an item you are interested in and do not see it in our catalog, or you're looking for a personalized custom look – give us a call and we will get it for you.

**Please Note:** Special Order Items typically take 1 week, are non-refundable, and our standard freight policy does not apply. Call your customer service representative for more details 1.800.299.9600.



Rear Light Panels



Kenworth Front Grill



Freightliner Front Grill




Western Star Grill



Cowl Extension



**Bumpers to fit Peterbilt, Kenworth, Freightliner and universal applications in lengths from 16" - 24". Call customer service for further assistance when placing a special order.**



Fuel Tank Fairings



Tool Boxes & Hood Extensions



Air Line Boxes and Frame Panels





# Air Horns



**Air Horns**  
Page 91



**Single Trumpet Air Horns**  
Pages 92



**Air Horn Accessories**  
Pages 93-96

# Air Horns



## Let everyone know you are coming with a Roadmaster air horn

These air horns are manufactured using the highest quality materials available. Trumpets are constructed of brass and then chrome plated giving the quality and powerful sound that truck owner demand. Mounting hardware and installation instructions are included with all air horns.



Scan code and see our quick how to maintain video

## Train Sounding Air Horn

Part Number

**5000E**

16-1/4" x 14-1/2" x 12-1/4"

Flare: 6-1/4"

PSI: 116

Decibels: 128

Hertz: 150

Weight: 15.5 lbs



**5000-1** Solenoid valve included.

## The Little Giant Air Horn

Part Number

**5025**

12" x 6.5" x 6.5"

Flare: 3-3/4"

PSI: 108

Decibels: 120 +/-5

Hertz: 265

Weight: 3.4 lbs



**5000-1** Solenoid valve included.

## Dual Air Horn

Part Number

**5045**

15"

Flare: 4"

PSI: 110

Decibels: 125

Hertz: 238

Weight: 3.88 lbs








# Air Horns

## Round Air Horn

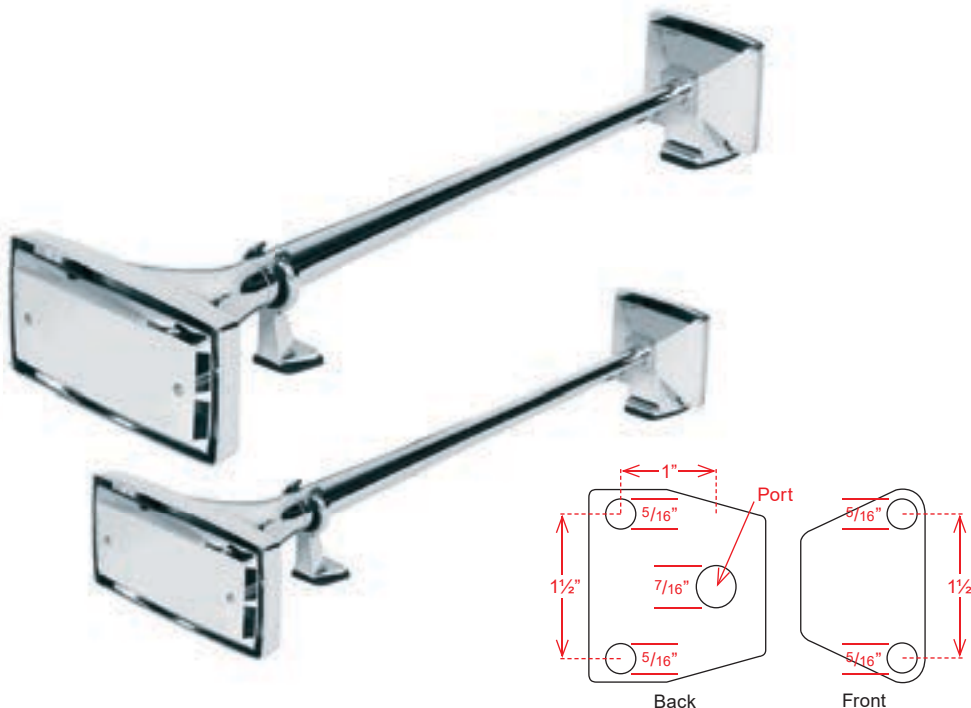
Part Number  
**5040**  
24.5"  
Length: 24-1/2"  
Flare: 6"  
Pressure: 100 psi  
Decibels: 130  
Hertz: 230  
Weight: 4.18 lbs



## Rectangular Air Horn


Part Number  
**5030**  
28.5"  
Length: 28-1/2"  
Flare: 8-1/2" x 4-1/2"  
Pressure: 92 - 100 psi  
Decibels: 130  
Hertz: 183  
Weight: 6.6 lbs

Part Number  
**5035**  
24.5"  
Length: 24-1/2"  
Flare: 8-1/2" x 4-1/2"  
Pressure: 92 - 100 psi  
Decibels: 130  
Hertz: 215  
Weight: 6.6 lbs



## Emergency Air Horn

Part Number  
**5060**  
25"  
Flare: 6"  
Pressure: 110  
Decibels: 130  
Hertz: 250  
Weight: 2.9 lbs





# Stainless Steel Horn Covers



Part Number

**500S**

Fits 5-1/2" to 6" bell.



**500SCD** display pack

Part Number

**510S**

Fits 7-1/4" to 7-1/2" bell.



**510SCD** display pack

Part Number

**505S**

Fits 6-1/2" to 7" bell.



**505SCD** display pack

Part Number

**515S**

Fits 7-3/4" to 8" bell.



**515SCD** display pack



Part Number

**516S**

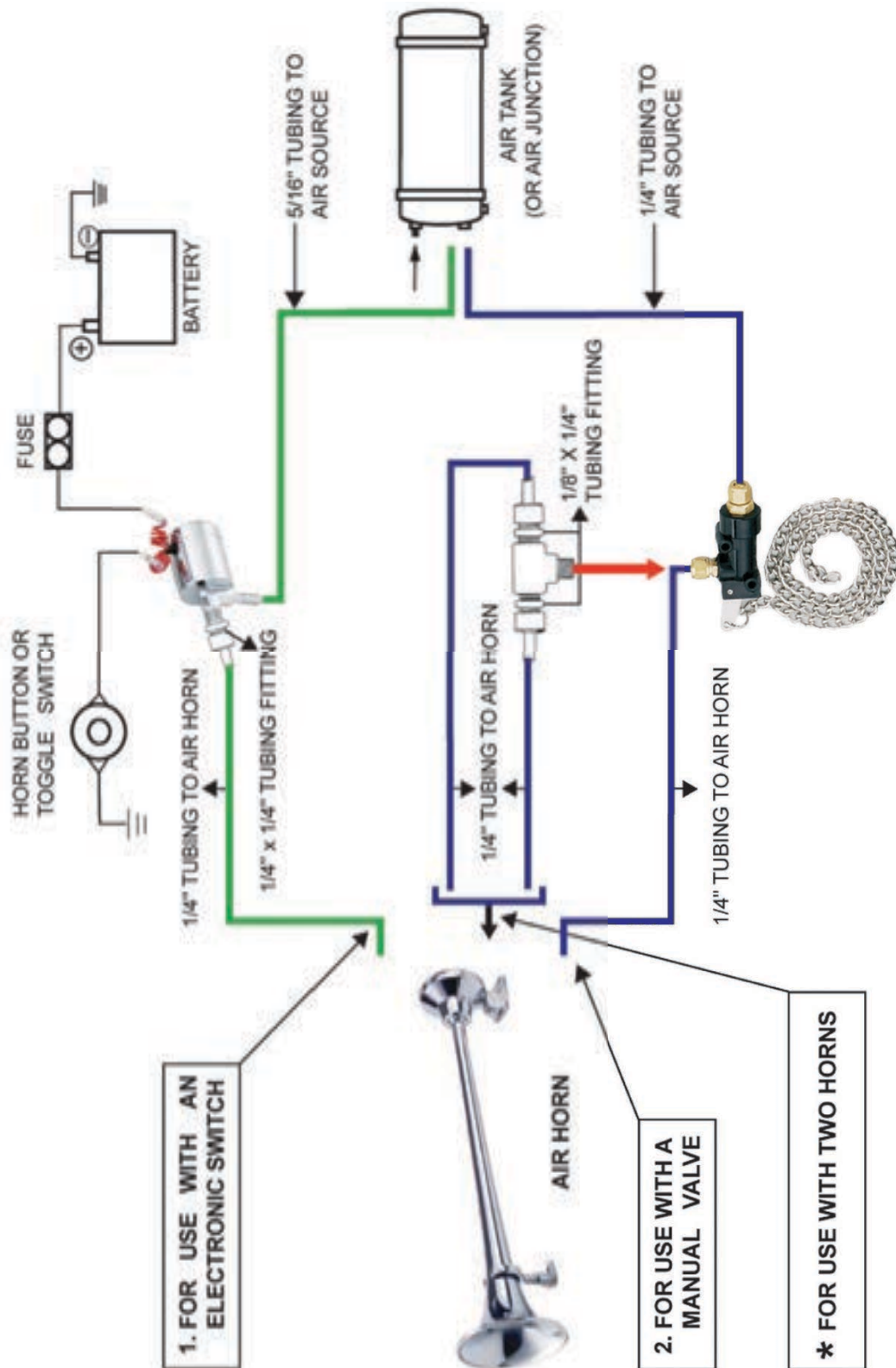
Rectangular horn cover. Fits 4-5/8" to 7-3/8" bell.



**516SCD** display pack



# Installation Diagram



# Replacement Parts



	Part No.	Description	5000E	5025	5030	5035	5040	5045	5060
A	5000-1	Solenoid valve	✓	✓	✓	✓	✓	✓	✓
B	5000-3	Universal hand valve	✓	✓	✓	✓	✓	✓	✓
C	5000-2	SS Diaphragm and spring	✓				✓		✓
D	5030-2	Diaphragm only			✓	✓			
E	5025-2	Diaphragm w/gasket, rubbertip, and mounting base gasket		✓					
F	5045-2	Diaphragm						✓	
G	5030-6	Pad for base			✓	✓			
H	5040-6	Pad for base					✓		✓
I	5045-6	Pad for base (Dual Horn)						✓	
J	5000-6	Pad for base (Train Horn)	✓						
K	5030-4	Zinc bracket with 2 pads and 2 SS bolts			✓	✓			
L	5040-4	Zinc bracket with pad and 1 SS bolt					✓		✓
M	5030-5	Zinc horn cover rectangular with 2 SS screws			✓	✓			
N	505S	Round chrome horn cover					✓		✓
O	5000-7	Stainless steel 1/4" bolt kit 4 pack	✓	✓	✓	✓	✓	✓	✓





# Air Hoses

Part Number  
**2200**

25 foot Air Blow Gun Kit.



Part Number  
**2205**

60 inch Re-coil Air Hose.



Part Number  
**2207**

50 foot Tire Inflator. 4 per case.



## Portable Air Compressor

Part Number  
**5055**

All in one air system. Built-in 85/105 PSI pressure switch 0-150 PSI built-in air pressure gauge. Compression fitting for 1/4" O.D. tubing. In-line fuse. 12ft 1/4" O.D. tubing. Mounting brackets and hardware.

15.75" x 5.25" x 6.75"

Capacity: 3.0 Liter Tank

Duty Rating: 15%

Amp Draw: 17

Weight: 11.2lbs



## Air Hose Accessories

Part Number  
**2209**

16 piece kit includes accessories needed for a multitude of compressed air functions. Inflating and checking tire pressure, inflating sports equipment, blowing debris, connecting hoses & quick connections of air tools. Starter kit includes 16 items 1/4" M-style.




## Did You Know?

Truck tires can lose up to 2% psi each month.


**Tire Inflation and Fuel Economy** - A properly inflated tire can extend its life by 8% or more. For a typical long-haul combination truck, annual fuel savings should reach 100 gallons. When not properly inflated, tires flex more under load producing heat and increasing rolling resistance, which actually wastes fuel. Truck tires inflated 10 psi below recommended air pressure levels can reduce truck fuel economy from 0.5 to 1%.



# Lights and Mirrors



**LED Lights**  
Pages 98-104



**Bumper Guides**  
Pages 111-112



**Mirrors**  
Pages 114-119



**Gromets, Bezels, Pigtails  
Lens Guards and Fuses**  
Pages 105-110



**Headlight Visors  
and Shields**  
Page 113



# LED Lights

## Clearance Marker Lights



1845A



1845AC



1845R



1845RC



1845-1



1845-2



Part Number	Clear Lens Option	LEDs	Color	Light Size	Features	Measurements	Connection Type	Carded
1845A	1845AC	3	Amber	3/4"	Grommet included	3/4" x 1" x 5/8"	2 Hard wires	✓
1845R	1845RC	3	Red	3/4"	Grommet included	3/4" x 1" x 5/8"	2 Hard wires	✓
1845-1					ABS Chrome Bezel "Nut" Style			
1845-2					ABS Chrome Bezel "Star" Style			



1815-1A



1815-1R



1815-2AC



1815-2RC



1821-1A



1821-1R



Part Number	Clear Lens Option	LEDs	Color	Light Size	Features	Measurements	Connection Type	Carded
1815-1A	1815-2AC	9	Amber	2"	Clearance Marker Light	2" x 1"	2 Prong	✓
1815-1R	1815-2RC	9	Red	2"	Clearance Marker Light	2" x 1"	2 Prong	✓
1815CD-A		9	Amber	2"	Grommet and Pigtail included	2" x 1"	2 Prong	✓
1815CD-R		9	Red	2"	Grommet and Pigtail included	2" x 1"	2 Prong	✓
1821-1A		9	Amber	2"	Beahive Clearance Marker Light	2" x 2-1/4"	2 Prong	✓
1821-1R		9	Red	2"	Beahive Clearance Marker Light	2" x 2-1/4"	2 Prong	✓
1821CD-A		9	Amber	2"	Grommet and Pigtail included	2" x 2-1/4"	2 Prong	✓
1821CD-R		9	Red	2"	Grommet and Pigtail included	2" x 2-1/4"	2 Prong	✓



1824-1A



1824-1R



1824-2AC



1824-2RC



1825-1A



1825-1R



Part Number	Clear Lens Option	LEDs	Color	Light Size	Features	Measurements	Connection Type	Carded
1824-1A	1824-2AC	13	Amber	2-1/2"	Clearance Marker Light	2-1/2" x 1"	2 Prong	✓
1824-1R	1824-2RC	13	Red	2-1/2"	Clearance Marker Light	2-1/2" x 1"	2 Prong	✓
1824CD-A		13	Amber	2-1/2"	Grommet and Pigtail included	2-1/2" x 1"	2 Prong	✓
1824CD-R		13	Red	2-1/2"	Grommet and Pigtail included	2-1/2" x 1"	2 Prong	✓
1825-1A		13	Amber	2-1/2"	Beahive Clearance Marker Light	2-1/2" x 2-1/2"		✓
1825-1R		13	Red	2-1/2"	Beahive Clearance Marker Light	2-1/2" x 2-1/2"		✓
1825CD-A		13	Amber	2-1/2"	Grommet and Pigtail included	2-1/2" x 2-1/2"		✓
1825CD-R		13	Red	2-1/2"	Grommet and Pigtail included	2-1/2" x 2-1/2"		✓



# LED Lights



## Clearance Marker Lights



1831A



1831R



1831CD-A




1831CD-R




1831-1


Part Number	Clear Lens Option	LEDs	Color	Light Size	Features	Measurements	Bolt Pattern	Connection Type	Carded
1831A		8	Amber	2-1/2"	Clearance Marker Light	2-1/2" x 1-1/4" x 13/16"		2 prong male	✓
1831R		8	Red	2-1/2"	Clearance Marker Light	2-1/2" x 1-1/4" x 13/16"		2 prong male	✓
1831CD-A		8	Amber	2-1/2"	Includes Snap in Bracket	2-7/8" X 1-1/2" X 1-1/4"	2"	1 wire lead	✓
1831CD-R		8	Red	2-1/2"	Includes Snap in Bracket	2-7/8" X 1-1/2" X 1-1/4"	2"	1 wire lead	✓
1831-1		x	x		Snap in Bracket for 1831A/R	2-7/8" X 1-1/2" X 1-1/4"	2"	1 wire lead	✓



Part Number	Clear Lens Option	LEDs	Color	Light Size	Features	Measurements	Bolt Pattern	Connection Type	Carded
1829A		12	Amber	3-3/4"	Clearance Marker Light	3-3/4" x 1-1/4" x 13/16"		2 prong male	✓
1829R		12	Red	3-3/4"	Clearance Marker Light	3-3/4" x 1-1/4" x 13/16"		2 prong male	✓
1830		x		x	Bracket for 1829A / 1829R	4-1/8" x 1-1/8" x 5/8"	3"	1 wire lead	
811		x		x	ABS Chrome Bezel for 1829A/R	6-1/2" x 2-1/4"	3"		
1829CD-A		12	Amber	3-3/4"	Snap in Bracket Included	4-1/8" x 1-1/4" x 1-1/14"	3"	2 prong male	✓
1829CD-R		12	Red	3-3/4"	Snap in Bracket Included	4-1/8" x 1-1/4" x 1-1/14"	3"	2 prong male	✓
1829CD-3A		12	Amber	3-3/4"	Snap in Bracket and Lens Guard Included	6-1/4" x 2-1/8" x 1-1/2"	3"	2 prong male	✓
1829CD-3R		12	Red	3-3/4"	Snap in Bracket and Lens Guard Included	6-1/4" x 2-1/8" x 1-1/2"	3"	2 prong male	✓
1804-1A	1804-1AC	4	Amber	3-3/4"	Clearance Marker Light	3-3/4" x 1-5/16" x 3/4"	2-15/16"	2 hard wires	✓
1804-1R	1804-1RC	4	Red	3-3/4"	Clearance Marker Light	3-3/4" x 1-5/16" x 3/4"	2-15/16"	2 hard wires	✓




1827A-SP



1827R-SP



Part Number	Clear Lens Option	LEDs	Color	Light Size	Features	Measurements	Bolt Pattern	Connection Type	Carded
1827A		6	Amber	3-7/8"	Clearance Marker Light	3-7/8" x 11/16" x 7/8"	3"	1 Hard wire	✓
1827R		6	Red	3-7/8"	Clearance Marker Light	3-7/8" x 11/16" x 7/8"	3"	1 Hard wire	✓




Part Number	Clear Lens Option	LEDs	Color	Light Size	Features	Measurements	Bolt Pattern	Connection Type	Carded
1826-2A	1826-3AC	12	Amber	4"	Clearance Marker Light	4" x 2" x 1-1/8"	3"	2 Hard wires	✓
1826-2R	1826-3RC	12	Red	4"	Clearance Marker Light	4" x 2" x 1-1/8"	3"	2 Hard wires	✓
	1839AC	13	Amber	4"	Clearance Marker Light	4" x 2" x 1-1/8"	3"	2 Hard wires	✓
	1839RC	13	Red	4"	Clearance Marker Light	4" x 2" x 1-1/8"	3"	2 Hard wires	✓



# LED Lights

## Clearance Marker Lights



1842A



1842R

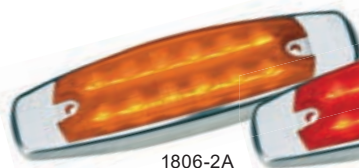


1842AC

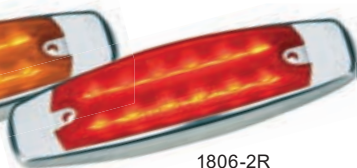


1842RC

Part Number	Clear Lens Option	LEDs	Color	Light Size	Features	Measurements	Bolt Pattern	Connection Type	Carded
1842A	1842AC	9	Amber	5-15/16"	Clearance Marker Light	5-15/16" X 2" X 1-1/2"	4-7/8"	2 Hard wires; 1 bullet 1 O-ring	✓
1842R	1842RC	9	Red	5-15/16"	Clearance Marker Light	5-15/16" X 2" X 1-1/2"	4-7/8"	2 Hard wires; 1 bullet 1 O-ring	✓




1806-2A



1806-2R



1806-2AC  
1806-2RC



1806-3A

Part Number	Clear Lens Option	LEDs	Color	Light Size	Features	Measurements	Bolt Pattern	Connection Type	Carded
1806-2A	1806-2AC	12	Amber	6-1/4"	Clearance Marker Light	6-1/4" x 2-1/18" x 15/16"	4"	2 hard wires; bullet and ring	✓
1806-2R	1806-2RC	12	Red	6-1/4"	Clearance Marker Light	6-1/4" x 2-1/18" x 15/16"	4"	2 hard wires; bullet and ring	✓
1806-3A		10	Amber	6-1/4"	Clearance Marker Light	6-1/4" x 2-1/18" x 15/16"	4"	2 hard wires; bullet and ring	✓



1809-1A



1809-1R



1809-1AC



1809-1RC

Part Number	Clear Lens Option	LEDs	Color	Light Size	Features	Measurements	Bolt Pattern	Connection Type	Carded
1809-1A	1809-1AC	9	Amber	6-3/4"	Clearance Marker Light	6-3/4" x 1-5/16" x 3/4"	5-7/8"	2 Hard Wires	✓
1809-1R	1809-1RC	9	Red	6-3/4"	Clearance Marker Light	6-3/4" x 1-5/16" x 3/4"	5-7/8"	2 Hard Wires	✓



1808-1A



1808-1R



1808-1AC




1808-1RC

Part Number	Clear Lens Option	LEDs	Color	Light Size	Features	Measurements	Bolt Pattern	Connection Type	Carded
1808-1A	1808-1AC	3	Red	6-5/8"	Clearance Marker Light	6-5/8" x 2-1/14" x 1"	4"	2 Prong	✓
1808-1R	1808-1RC	3	Amber	6-5/8"	Clearance Marker Light	6-5/8" x 2-1/14" x 1"	4-3/4"	2 Prong	✓

# LED Lights



## Stop Turn and Tail Lights



Part Number	Clear Lens Option	LEDs	Color	Light Size	Features	Measurements	Connection Type	Carded
	1907-2AC	7	Amber	4"	Stop, Turn, and Tail Light	4-1/4" x 2-5/16"	3 Prong	✓
	1907-2RC	7	Red	4"	Stop, Turn, and Tail Light	4-1/4" x 2-5/16"	3 Prong	✓
1911-1A	1911-2AC	12	Amber	4"	Stop, Turn, and Tail Light	4-1/4" x 2-5/16"	3 Prong	✓
1911-1R	1911-2RC	12	Red	4"	Stop, Turn, and Tail Light	4-1/4" x 2-5/16"	3 Prong	✓
1911CD-A		12	Amber	4"	Grommet and Pigtail included	4-1/4" x 2-5/16"	3 Prong	✓
1911CD-R		12	Red	4"	Grommet and Pigtail included	4-1/4" x 2-5/16"	3 Prong	✓
1915-30A		30	Amber	4"	Stop, Turn, and Tail Light	4-1/4" x 2"	3 Prong	✓
1915-30R		30	Red	4"	Stop, Turn, and Tail Light	4-1/4" x 2"	3 Prong	✓
1915CD-2A		30	Amber	4"	Grommet and Pigtail included	4-1/4" x 2"	3 Prong	✓
1915CD-2R		30	Red	4"	Grommet and Pigtail included	4-1/4" x 2"	3 Prong	✓



Part Number	Clear Lens Option	LEDs	Color	Light Size	Features	Measurements	Connection Type	Carded
1920-1A		21	Amber	5-1/4"	Stop, Turn, and Tail Light	5-1/4" X 3-7/16" X 1-15/16"	3 Prong	✓
1920-1R		15	Red	5-1/4"	Stop, Turn, and Tail Light	5-1/4" X 3-7/16" X 1-15/16"	3 Prong	✓
1920CD-A		21	Amber	5-1/4"	Grommet and Pigtail included			✓
1920CD-R		15	Red	5-1/4"	Grommet and Pigtail included			✓
1919-2A	1919-2AC	14	Amber	6-1/2"	Stop, Turn, and Tail Light	6-1/2" x 2-1/4" x 2-1/4"	3 Prong	✓
1919-2R	1919-2RC	14	Red	6-1/2"	Stop, Turn, and Tail Light	6-1/2" x 2-1/4" x 2-1/4"	3 Prong	✓
1919CD-A		14	Amber	6-1/2"	Stop, Turn, and Tail Light		3 Prong	✓
1919CD-R		14	Red	6-1/2"	Stop, Turn, and Tail Light		3 Prong	✓

## Back Up Lights

Part Number	1916-7W
LEDs	7
Color	White
Size	4"
Description	Round Back Up Light
Measurements	4-1/4" x 1-1/4"
Connection Type	3 Prong
Plug Part Number	1913-3
Carded	✓



1916-7W

Part Number	1919-7W
LEDs	7
Color	White
Size	6-1/2"
Description	Oval Back Up Light
Measurements	6-1/2" x 2-1/4" x 1-1/2"
Connection Type	3 Prong
Plug Part Number	1913-3
Carded	✓




1919-7W





# LED Lights


## Turn Signal Lights



1925A



1926-1



1926A

Part Number	LEDs	Color	Light Size	Features	Measurements	Connection Type	Plug Part Number	Carded
1926A	25	Amber	6-1/2"	Arrow Turn Signal Light	6-1/2" x 2-1/4" x 1-1/2"	3 Pin	1926-1 (not included )	✓
1926-1			6"	Plug for 1926A	6"	3-Pin, 3 Prong Plug		✓
1925A	18	Amber	6-1/2"	Turn Signal Light	6-1/2" x 2-1/4" x 2-3/4"	3 Prong	1913-3 (included)	✓



1930L



1930R



1932L



1



1934

Part Number	LEDs	Side	Light Size	Features	Measurements	Connection Type	Carded
1930L	25 Red, 25 Amber, 2 Amber	Driver	4-1/2"	Turn Signal Light - Driver	4-1/2" x 4-1/2"x 2-1/2"	3 Hard wires and 1 Stud	✓
1930R	25 Red, 25 Amber, 2 Amber	Passenger	4-1/2"	Turn Signal Light - Passenger	4-1/2" x 4-1/2"x 2-1/2"	3 Hard wires and 1 Stud	✓
1932L	25 Red, 25 Amber, 2 Amber	Driver	4-1/2"	Turn Signa Light - Driver	4-1/2" x 4-1/2"x 2-1/2"	3 Hard wires and 2 Studs	✓
1932R	25 Red, 25 Amber, 2 Amber	Passenger	4-1/2"	Turn Signal Light - Passenger	4-1/2" x 4-1/2"x 2-1/2"	3 Hard wires and 2 Studs	✓
1934	17 Red, 17 Amber	x	4-1/2"	Round Turn Signal Light	4-1/2" x 4-1/2"x 2-1/2"	4 Hard wires and 1 Studs	✓

## Trailer Lights



1935



Part Number	Clear Lens Option	LEDs	Light Size	Features	Measurements	Connection Type	Carded
1935		16 Red 22 White 2 White	6-3/4"	Stop, turn, Tail, and Back-Up Light	6-3/4" x 5-1/2" x 3"	3 Hard wires and 3 Studs	✓



## Cab Marker Lights



Part Number	Clear Lens Option	LEDs	Color	Description	Measurements	Bolt Pattern	Connection Type	Carded
1950A	1950AC	36	Amber	Square Cab Marker Light	10-11/16" x 3-13/16" x 2-11/16"	9-1/8"	2-wire, hard wire	✓
1950A-L	1950AC-L	36	Amber	Replacement Lense for 1950A/AC	5" x 3-3/4" x 2"		2-wire, hard wire	✓
1951A	1951AC	19	Amber	Torpedo Cab Marker Light	14-11/16" x 3-3/8"	10"	2 hard wires; 1 bullet, 1 O-ring	✓
1951A-L	1951AC-L	19	Amber	Replacement Lense for 1951A/AC			2 hard wires; 1 bullet, 1 O-ring	✓
1952A		12	Amber	Flush Mount Cab Marker Light	4-9/16" x 2-1/4" x 1-1/8"	3-5/8"	2 hard wires; bullet	✓

## License Plate Lights



Part Number	1880	1883
LEDs	12	x
Color	White	White
Description	Round	
Carded	✓	✓

## Honda Light



Part Number	LEDs	Color	Size	Description	Connection Type	Carded
1941W	20	White	8"	Utility Light		✓
1875A	13	Amber	6-1/2" x 3-1/12" x 3-1/2"	2" Arm Honda Light	2 Hard Wires	

## Utility Light



## ID Bars



Part Number	LEDs	Color	Measurements	Carded
1980A	9	Amber	16-15/16" x 1-1/2" x 1-11/16"	✓
1980R	9	Red	16-15/16" x 1-1/2" x 1-11/16"	✓



# LED Lights

## Replacement Bulbs



1962R



1962W



1962A



1962B

Part Number	LEDs	Color	Contact	Features	Carded
1962A	4	Amber	194 Wedge base	Front light emission	✓
1962B	4	Blue	194 Wedge base	Front light emission	✓
1962R	4	Red	194 Wedge base	Front light emission	✓
1962W	4	White	194 Wedge base	Front light emission	✓



1966W



1960A  
1960R

Part Number	LEDs	Color	Contact	Features	Carded
1960A	12	Amber	1156 Single; straight pins	Front light emission	✓
1960R	12	Red	1156 Single; straight pins	Front light emission	✓
1966W	24	White	1156 Single; straight pins	365 Degree light emission	✓

Part Number	LEDs	Color	Contact	Features	Carded
1965R	24	Red	1157 Wedge base	365 Degree light emission	✓
1965W	24	White	1157 Wedge base	365 Degree light emission	✓
1961A	12	Amber	1157 Twin; offset pins	Front light emission	✓
1961R	12	Red	1157 Twin; offset pins	Front light emission	✓



1961A  
1961R

1965R  
1965W



1963A  
1963R

Part Number	LEDs	Color	Contact	Features	Carded
1963A	12	Amber	3156 Wedge base	365 Degree light emission	✓
1963R	12	Red	3156 Wedge base	Front light emission	✓



1964A  
1964R

Part Number	LEDs	Color	Contact	Features	Carded
1964A	12	Amber	3157 Wedge base	Front light emission	✓
1964R	12	Red	3157 Wedge base	Front light emission	✓



# Pigtails, Plugs and Wiring



## Pigtails and Plugs

Part Number  
**1819**

6" Wire pigtail, 2-prong.



Part Number  
**1913-3**

12" Wire pigtail, 3-prong.



Part Number  
**1926-1**

3-pin 6" pigtail  
with standard  
3-prong plug.




Part Number  
**1990**

100' 2-prong plugs.  
6" wire lead.  
12" center  
to center

Part Number  
**1991**

100' 2-prong plugs.  
12" wire lead.  
12" center  
to center



Part Number  
**1992**

100' 3-prong plugs.  
12" wire lead.




Part Number  
**1993**

100' Single  
female harness.  
12" wire lead.



Part Number  
**1994**

100' double female  
terminal, 12" wire  
lead, 100 plugs,  
female for bullet  
connectors - 180





## Grommets and Cable Ties

### Cable Ties

Part Number  
**2210-4BK**

Black Nylon cable tie  
4".100 pack.



Part Number  
**1817**

2" Rubber grommet. Fits  
Light Series 1815, 1816,  
1820, 1821.



Part Number  
**1817-2**

2-1/2" Rubber grommet.  
Fits Light Series 1824,  
1825.



Part Number  
**1913-2**

4" Rubber grommet. Fits  
Light Series 1907, 1910,  
1911, 1913, 1915, 1916.



Part Number  
**2210-8W**

White Nylon cable tie  
8".100 pack.



Part Number  
**1917-2**

7.58" x 3.34" Rubber grommet. Fits Light Series  
1917, 1919, 1925, 1926.



Part Number  
**1921-2**

6.29" x 4.42" Rubber grommet.  
Fits Light Series 1920, 1921.



Part Number  
**2210-10W**

White Nylon cable tie  
10".100 pack.





# Light Grommet Covers and Clearance Light Guards

## Light Grommet Covers



Grommet Type	Stainless Steel		ABS Chrome		ABS Visor Style	
	1 Each	2 Each	1 Each	2 Each	1 Each	2 Each
2" Round	803S	803SCD	804P	804PCD	804PV	804PVCD
2-1/2" Round	804S	804SCD	802P	802PCD	802PV	802PVCD
4" Round	805S	805SCD	805P	805PCD	805PV	805PVCD
Oval	807S	807SCD	807P	807PCD	807PV	807PVCD
Rectangular	808S	808SCD	808P	808PCD	808PV	808PVCD

## Clearance Light Guards

Part Number  
**1830**

Size: 3-3/16" x 1-1/4" x 7/8"  
Chrome mounting kit bracket for 1829A and 1829R with wire lead. Standard 3" center to center screw down.



Part Number  
**811**

Size: 6-1/4" x 2-1/4"  
ABS bezel (3" bolt pattern), use with 1829 light.



Part Number  
**810S**

Size: 6-1/8" x 2-5/16" x 1-5/16"  
Stainless steel clearance lens guards for 1840 series. 4.75" bolt pattern.



Part Number  
**1831-1**

Size: 2-7/8" x 1-1/2" x 1/2"  
Chrome mounting bracket for 1831A and 1831R with wire lead. Standard 2" center to center screw down.







# Fuses

## Fuses with LED Indicator

Take the guess work out of trouble-shooting blown fuses. These fuses use LED technology to indicate that a fuse is blown. An LED indicator lights up when fuse is blown.



Part Number

**FASP05**

ASP Mini Blade 5 Amp



**FASP05-2** (2-pack)  
**FASP05-5** (5-pack)

Part Number

**FASP10**

ASP Mini Blade 10 Amp



**FASP10-2** (2-pack)  
**FASP10-5** (5-pack)

Part Number

**FASP15**

ASP Mini Blade 15 Amp



**FASP15-2** (2-pack)  
**FASP15-5** (5-pack)

Part Number

**FASP20**

ASP Mini Blade 20 Amp



**FASP20-2** (2-pack)  
**FASP20-5** (5-pack)

Part Number

**FASP25**

ASP Mini Blade 25 Amp



**FASP25-2** (2-pack)  
**FASP25-5** (5-pack)

Part Number

**FASP30**

ASP Mini Blade 30 Amp



**FASP30-2** (2-pack)  
**FASP30-5** (5-pack)

Part Number

**FATP05**

ATP Standard Blade 5 Amp



**FATP05-2** (2-pack)  
**FATP05-5** (5-pack)

Part Number

**FATP10**

ATP Standard Blade 10 Amp



**FATP10-2** (2-pack)  
**FATP10-5** (5-pack)

Part Number

**FATP15**

ATP Standard Blade 15 Amp



**FATP15-2** (2-pack)  
**FATP15-5** (5-pack)

Part Number

**FATP20**

ATP Standard Blade 20 Amp



**FATP20-2** (2-pack)  
**FATP20-5** (5-pack)

Part Number

**FATP25**

ATP Standard Blade 25 Amp



**FATP25-2** (2-pack)  
**FATP25-5** (5-pack)

Part Number

**FATP30**

ATP Standard Blade 30 Amp



**FATP30-2** (2-pack)  
**FATP30-5** (5-pack)



## Fuses with LED Indicator

Take the guess work out of trouble-shooting blown fuses. These fuses use LED technology to indicate that a fuse is blown. An LED indicator lights up when fuse is blown.



Part Number

**FASP-12**

ASP Mini Blade Variety 12 Pack

FASP05 (2), FASP10 (2),  
FASP15 (2), FASP20 (2),  
FASP25 (2), FASP30 (2)



Part Number

**FATP-12**

ATP Standard Blade Variety 12 Pack

FATP05 (2), FATP10 (2), FATP15 (2),  
FATP20 (2), FATP25 (2), FATP30 (2)



Part Number

**FAMP20**

AMP Maxi Blade 20 Amp



**FAMP20-1**

Part Number

**FAMP30**

AMP Maxi Blade 30 Amp




**FAMP30-1**

Part Number

**FAMP40**

AMP Maxi Blade 40 Amp



**FAMP40-1**

Part Number

**FAMP50**

AMP Maxi Blade 50 Amp



**FAMP50-1**

Part Number

**FAMP60**

AMP Maxi Blade 60 Amp



**FAMP60-1**

Part Number

**FAMP70**

AMP Maxi Blade 70 Amp

Part Number

**FAMP60**



**FAMP70-1**

Part Number

**FAMP80**

AMP Maxi Blade 80 Amp



**FAMP80-1**

Part Number

**FAMP100**

AMP Maxi Blade 100 Amp



**FAMP100-1**



# Reflective Products



## Reflexite® Dot Grade Conspicuity Tape

Microprism technology provides superior visibility. Typically 600 candlepower for maximum long sight detection.

Single layer construction, thin only .008".

Superior Durability with stands the rigors of the roadway and everyday use. Resists a variety of solvents, high-pressure washing and resists edge lift.

**Recommended Material Requirements for Non-Continuous Side Pattern**

Vehicle Length	Recommended No. 18" Strips/Vehicle
28 ft.	20
42 ft.	30
45 ft.	32
48 ft.	34
53 ft.	38

*Note: This table represents MINIMUM amount of material as specified by NHTSA. Additional material may be used to improve conspicuity of vehicle.*

## Daybright™

Part Number  
**1970**

2" x 150' Roll Red/White. 7/11 - 5 year warranty.

Part Number  
**1971**

2" x 18" Strip Red/White.  
7/11 strip - 10 year warranty.



## Diamond Plate

Part Number  
**1972**

2" x 150' Roll Red/White. 7/11 - 5 year warranty.

Part Number  
**1973**

2" x 18" Strip Red/White.  
7/11 strip - 5 year warranty.



## Aluminum Reflector Top Flap Plates

Part Number  
**603**

1-1/2" x 24" Aluminum reflector top flap plate straight without hardware display pack (1 pair).



Part Number  
**604**

1-1/2" x 24" Aluminum reflector top flap plate with a 45 degree angle (without hardware 1 pair).






# Stainless Steel Bumper Guides



## LED Bumper Guides

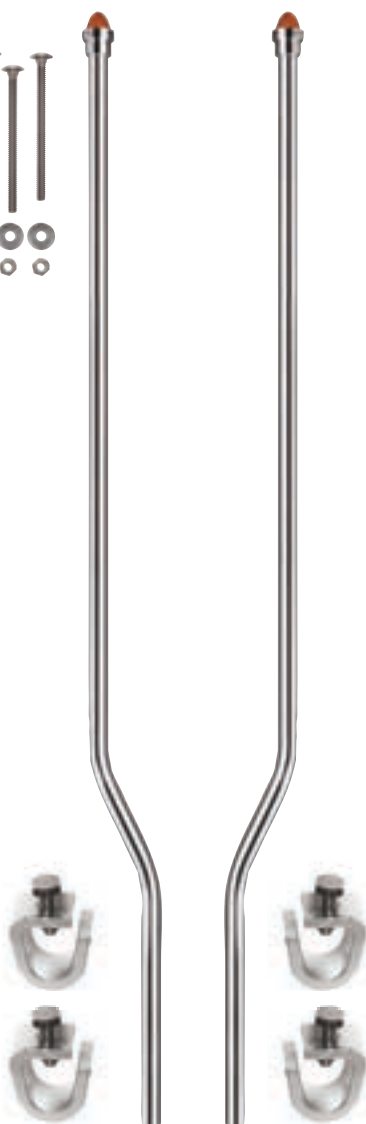
Our bumper guides are shipped standard with amber lens and LED 194 bulbs.



Bracket Mount



Bolt-thru Mount



C-Clamp Mounting

## C-Clamp Mounting

For Steel Bumper Application

Part Number

**847SA-424**

42" Fits International models, 4000-8200.

Part Number

**847SA-428**

42" Fits International 1600-2600, Ford F600-900, Mack Midliner models.

Part Number

**847SA-4810**

48" Fits Kenworth, Peterbilt, White, GMC, Ford L models 7000-9000, Mack.

Part Number

**847SA-548**

54" Fits Freightliner, FLD & FLC, Kenworth T450B and T800 models.

Part Number

**847SA-5410**

54" Fits International 9300, 9400, Kenworth B, W900L models.

## Bracket Mounting

For Steel and Plastic Bumper Application

Part Number

**847SA-448**

48" Fits Peterbilt 375-378, Peterbilt 377 (steel bumper), Ford - all Aero Max, International 9300 SBA, Western Star 5900, Volvo (steel bumper) models. Stainless steel.

Part Number

**847SA-4810A**

48" Fits International 9200-9400, White GMC, Volvo, Mack CH & CL models. Stainless steel.

Part Number

**847SA-4810F**

48" Fits Freightliner FLD120 model. Stainless steel.

## Bolt-Thru Mounting

For Steel Bumper Application

Part Number

**847SA-448**

44" Fits Kenworth T300-800 models.



# Bumper Guide Replacement Parts

Part Number

**848-2A**

Amber lens assembly.



Part Number

**848-2B**

Blue lens assembly.



Part Number

**848-2C**

Clear lens assembly.



Part Number

**848-2G**

Green lens assembly.



Part Number

**848-2R**

Red lens assembly.



Part Number

**1962A**

4 LED Amber. 194 Bulbs.



Part Number

**1962B**

4 LED Blue. 194 Bulbs.



Part Number

**1962R**

4 LED Red. 194 Bulbs.



Part Number

**1962W**

4 LED White. 194 Bulbs.



Replacement Lens Display Pack:  
1 pair per pack, 10 packs per case

Part Number

**848-2**

194 replacement bulb.  
1 pair.



## Replacement Kit

Part Number

**848-2CK**

Kit includes 1 pair of clear lens (848-2C); 3 pairs of LED 194 replacement bulbs 1962A; 1962B; 1962R. Lens and bulbs are also sold separately.



Part Number

**848S-10A**

Stainless steel bracket  
mounting hardware, one side  
set per pack.



Part Number

**848S-3**

Stainless Steel C-clamp, one  
side set per pack.



Part Number

**848-4**

Socket assembly and wire  
lead. 1 each.



# Headlight Visors and Shields



## Headlight Visors - Round and Rectangular

Part Number  
**849S**

Stainless steel round mini visor.  
Fits: Round headlight 2-1/2".



Part Number  
**856S**

Stainless steel rectangular full square visor, for dual lights. Fits: 16-3/4" x 3".



Part Number  
**850S**

Stainless steel round mini visor.  
Fits: Round headlight 5-3/4".



Part Number  
**851S**

Stainless steel round mini visor. Fits: Round headlight 7-1/2".



## Headlight Shields - Round and Rectangular

Part Number  
**857**

Chrome headlight shield round. Fits: 4000, 4001, 4040, 5001 seal beam 5-3/4".



Part Number  
**853S**

Stainless steel rectangular headlight visor.  
Fits: H6052, 6052, 6054 seal beam 6" x 8".



Part Number  
**858**

Stainless steel headlight shield round. Fits: 6014, 6015, 6016 seal beam 7-1/2".



Part Number  
**855S**

Stainless steel rectangular dual square visor, flat style.  
Fits: 4" x 6".



Part Number  
**860**

Chrome rectangular headlight shield.  
Fits: H6052, H6054 seal beam 5" x 7-1/2".







# Convex Mirrors

Part Number  
**4050S**

5" Stainless steel convex mirror head with smooth back, center mount.



Part Number  
**4060S**

6" Stainless steel convex mirror head with smooth back, center mount.



Part Number  
**4070S**

7-1/2" Stainless steel convex mirror head with rib back, center mount.



Part Number  
**4071S**

7-1/2" Stainless steel convex mirror head with smooth back, offset mount.



Part Number  
**4080S**

8-1/2" Stainless steel convex mirror head with smooth back, center mount.



Part Number  
**4081S**

8-1/2" Stainless steel convex mirror head with smooth back, offset mount.



Display Pack: 20 each per case

# Mirrors



Part Number  
**4082S**

8-1/2" Stainless steel convex mirror head with rib back, center mount.




Part Number  
**4084L**

Left Arrow. 8-1/2" Convex mirror with LED marker light and flashing turn signal.

Part Number  
**4084R**

Right Arrow.



Part Number  
**4083S**

8-1/2" Stainless steel convex mirror head with pointed back, offset mount.



Part Number  
**4085S**

4" x 8" Stainless steel over the door convex mirror.



## Aluminum Mirror

Part Number  
**4101A**

6-1/2" x 16" Aluminum mirror back, 5/16" mounting bolt.



## West Coast Mirrors

Part Number  
**4105S**

6-1/2" x 16" Stainless steel mirror with bottom convex mirror for wide angle view 5/16" mounting bolt.



Display Pack: 10 each per case



# Mirrors

## Part Number 4115S

7" x 16" Stainless steel mirror with powerful heater for safety and fast deicing, 5/16" mounting bolt.



## Part Number 4120S

7" x 16" Stainless steel mirror with clearance lamp on back and powerful heater for safety and fast deicing, 5/16" mounting bolt.



## Part Number 4121S-LED

7" x 16" Stainless steel mirror. 18 LED clearance and auxiliary turn signal light. 5/16" mounting stud, universal application. 12-volt, 78" wire lead.



## Part Number 4122S-LED

7" x 16" Stainless steel mirror. Convex bottom. 18 LED clearance and auxiliary turn signal light. 5/16" mounting stud, universal application. 12-volt, 78" wire lead.



## Part Number 4125S

7" x 16" Stainless steel universal application heavy duty mirror, 5/16" mounting bolt.



## Part Number 4130S

7" x 16" Stainless steel heavy duty mirror with convex glass, 5/16" mounting bolt.





# Mirrors



## Blind Spot Mirrors

Part Number  
**4200**  
3" Blind spot mirror.



Part Number  
**4205**  
3-3/4" Blind spot mirror.



Part Number  
**4210**  
3-3/4" Blind spot mirror. 360° adjustable.

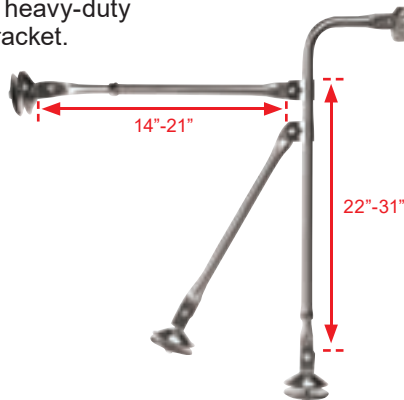


Part Number  
**4215**  
4" x 5-1/2" Blind spot mirror.



## Tripod Mirror Brackets

Part Number  
**4220S**  
Stainless steel heavy-duty tripod mirror bracket.  
W 14" to 24"  
L 22" to 31"



Part Number  
**4221S**  
Stainless steel heavy duty tripod mirror bracket with 7-1/2" mirror.



## Hood Mount Convex Mirror

Part Number  
**4222S**  
8-1/2" Stainless steel convex mirror. Assembly comes with curved and straight extension. Mounting hardware included.



## Pod Mount Dome Convex Mirror

Part Number  
**4223S**  
8-1/2" Stainless steel convex mirror - 150 radius. Adjustable arm, extends and retracts for multiple viewing angles. Mounting hardware included.





# Freightliner Cascadia Hood Mirrors



## Features:

- Direct OEM Replacement
- Fits: 2009 - Current
- ABS Housing and Non-Heated
- Auxiliary Mirror and Manual Adjustment
- Complete Hood Mirror Assembly
- Installation Hardware Included
- 1-Year Limited Warranty
- Available with Black or Chrome Backing

## Did You Know?

Freightliner Cascadia Hood Mirrors Are Exceptional and Safer!

Pedestal - Mounted lightweight aero mirrors, are exceptionally stable for minimum vibration. Hood mounted mirrors were included in the factory design to maximize the viewable blind spot area. These mirrors rest on a secure built-in hood support placed forward to reduce splash from road spray. In designing the mirror mounting, over 100 different positions were tested to the Cascadia's large but lightweight cab features to define the optimum viewing of the rear, and minimization of blind spot.

Part Number

**4224FL**

Driver side. Replaces A22-66565-000.

Part Number

**4224FR**

Passenger side. Replaces A22-66565-001.



Part Number

**4225FLC**

Driver side. Replaces A22-66565-002.

Part Number

**4225FRC**

Passenger side. Replaces A22-66565-003.



# Mirror Brackets and Clamps



Part Number  
**4410**

Heavy-duty nickel chrome clamp for 3/4" o.d. tubing.



Part Number  
**4425**

Heavy-duty nickel chrome 6" auxiliary arm and mounting clamp.



Part Number  
**4415**

Heavy-duty nickel chrome twisted mounting bracket for 5/8" & 3/4".



Part Number  
**4430**

Heavy-duty nickel chrome adjustable arm 10" - 14".




Part Number  
**4420**

Heavy-duty nickel chrome side mount clamp for 3/4" o.d. tubing.



Part Number  
**4435**

Heavy-duty nickel chrome adjustable arm 14"-20".



Display Pack: 50 each per case





# Light Panels and Brackets



**License Plate Frames**  
Page 121



**Permit Holders**  
Page 122




**License Plate Holders**  
Pages 123-124



**Rear Light Panels**  
Pages 125-128



**Front Bumper Light Brackets**  
Pages 129-130



**Air Cleaner Lights**  
Pages 130-135



**Sleep Panel Kits**  
Page 137



**Light Brackets**  
Pages 138-143



**Top Deck Plates**  
Page 137

# Chrome License Plate Frames



Part Number  
**410**

6-1/2" x 12" Flying Eagle license plate frame.



Quantity Pack: 50

Part Number  
**419**

6-1/2" x 12" Barbwire license plate frame.



Quantity Pack: 50

Part Number  
**422**

6-1/2" x 12" Lady license plate frame.



Quantity Pack: 50

Part Number  
**412**

6-1/2" x 12" Mexican Eagle license plate frame. Color: Green, White, and Red.



Quantity Pack: 50

Part Number  
**420**

6-1/2" x 12" Chrome license plate frame.



Quantity Pack: 50

Part Number  
**425**

6-1/2" x 12" Deluxe chrome license plate frame.



Quantity Pack: 50

Part Number  
**418**

6-1/2" x 12" Twist license plate frame.



Quantity Pack: 50

Part Number  
**421**

6-1/2" x 12" Skull license plate frame.



Quantity Pack: 50

## License Plate Nut Sets

Part Number  
**400**

Bullet nut with stud, nut & washers.







# Permit Holders

## Stainless Steel Permit Holders

Mounting hardware not included.

Part Number

**426R**

4" x 18" Stainless steel permit holder, rigid mount (Made in the U.S.A.)



Part Number

**427R**

4" x 24" Stainless steel permit holder, rigid mount (Made in the U.S.A.)



Part Number

**426H**

4" x 18" Stainless steel permit holder, hinge mount (Made in the U.S.A.)



Part Number

**427H**

4" x 24" Stainless steel permit holder, hinge mount (Made in the U.S.A.)



Part Number

**428R**

4" x 30" Stainless steel permit holder, rigid mount (Made in the U.S.A.)



Part Number

**429R**

4" x 36" Stainless steel permit holder, rigid mount (Made in the U.S.A.)



Part Number

**428H**

4" x 30" Stainless steel permit holder, hinge mount (Made in the U.S.A.)



Part Number

**429H**

4" x 36" Stainless steel permit holder, hinge mount (Made in the U.S.A.)



Quantity Pack: 10 each per case

## Stainless Steel Permit Holders

Mounting hardware not included. Mounting hardware not included.

Part Number

**430**

9" x 17" Chrome heavy duty (1) license plate holder.



**430CD** Display pack.

Part Number

**435**

9" x 30" Chrome heavy duty (2) license plate holder.



**435CD** Display pack.

Part Number

**440**

9" x 43" Chrome heavy duty (3) license plate holder.



**440CD** Display pack.

Quantity Pack: 1 each per case



# License Plate Holders



## Heavy Duty Stainless Steel License Plate Holders

Mounting hardware not included.

Part Number

**430S**

7" x 12" Stainless steel (1) license plate holder.  
(Made in the U.S.A.)



Part Number

**435S**

7" x 24" Stainless steel (2) license plate holder.  
(Made in the U.S.A.)



Part Number

**440S**

7" x 36" Stainless steel (3) license plate holder. (Made in the U.S.A.)



Part Number

**450S**

9" x 14" Stainless steel (1) license plate holder with frame.  
(Made in the U.S.A.)



Part Number

**455S**

9" x 27" Stainless steel (2) license plate holder with frame.  
(Made in the U.S.A.)



Part Number

**460S**

9" x 40" Stainless steel (3) license plate holder with frame.  
(Made in the U.S.A.)



Part Number

**465S**

9" x 49" Stainless steel (4) license plate holder with frame.  
(Made in the U.S.A.)





# License Plate Holders

## Heavy Duty Stainless Steel License Plate Holders with Light

Mounting hardware not included.

Part Number  
**466SCD**

7.75" x 20.5" Stainless steel (1) license plate holder. (Made in the U.S.A.) display pack.



Display Pack: 5

Part Number  
**467SCD**

Stainless steel (2) license plate holder.  
6" x 36" (Made in the U.S.A.) display pack.



Display Pack: 5

Part Number  
**468SCD**

9.5" x 36" Stainless steel (3) license plate holder. (Made in the U.S.A.) display pack.



Display Pack: 5

Part Number  
**469SCD**

9.5" x 49" Stainless steel (4) license plate holder. (Made in the U.S.A.) display pack.



Display Pack: 5

# Rear Light Panels



## Rear Light Panels for Round Lights

12" x 34"

Part Number  
**470**

Chrome rear light panel with round cutouts.

Part Number  
**470S**

Stainless steel.



Part Number  
**471-3**

Chrome rear light panel assembled with LED lights, license plate lights and frame. Grommets and pigtails included.

Part Number  
**471S-3**

Stainless steel.



Part Number  
**471-3B**

Chrome rear light panel assembled with LED lights, ABS bezels, license plate lights and frame. Grommets and pigtails included.

Part Number  
**471S-3B**

Stainless steel.



Part Number  
**471-4**

Chrome rear light panel assembled with clear lens LED lights, ABS bezels, license plate lights and frame. Grommets and pigtails included.

Part Number  
**471S-4**

Stainless steel.







# Rear Light Panels

## Rear Light Panels for Round Lights

12" x 34"

Part Number  
**472**

Chrome rear light panel with round cutouts and four 2" round cutouts.

Part Number  
**472S**

Stainless steel.



Part Number  
**473-1**

Chrome rear light panel assembled with LED lights, license plate lights and frame. Grommets and pigtails included.

Part Number  
**473S-1**

Stainless steel.



Part Number  
**473-3**

Chrome rear light panel assembled with LED lights, ABS bezels, license plate lights and frame. Grommets and pigtails included.

Part Number  
**473S-3**

Stainless steel.




Part Number  
**473-4**

Chrome rear light panel assembled with clear lens LED lights, ABS bezels, license plate lights and frame. Grommets and pigtails included.

Part Number  
**473S-4**

Stainless steel.



Part Number  
**473S-5**

Stainless steel rear light panel assembled with clear lens LED lights, ABS bezels, license plate lights and frame. Grommets and pigtails included.



Part Number  
**473S-6**

Stainless steel rear light panel assembled with clear lens LED lights, ABS bezels, license plate lights and frame. Grommets and pigtails included.



# Rear Light Panels



## Rear Light Panels for Rectangular Lights

12" x 34"

Part Number  
**474**

Chrome rear light panel with rectangular cutouts.

Part Number  
**474S**

Stainless steel.



Part Number  
**475-4**

Chrome rear light panel assembled with clear lens LED lights, ABS bezels, license plate lights and frame. Grommets and pigtails included.

Part Number  
**475S-4**

Stainless steel.



Part Number  
**475-3**

Chrome rear light panel assembled with LED lights, license plate lights and frame. Grommets and pigtails included.

Part Number  
**475S-3**

Stainless steel.



### Did You Know?

Lights are the most common CSA violation.

An inoperative lamp is the most common violation in 32 states since CSA (Compliance Safety and Accountability) debuted.

Avoid a potential violation, check your lights regularly. They are inexpensive and relatively replace, you can do it yourself. Roadmaster offers a variety of lights and light brackets. These rear center light panels mount under the frame. An easy and accretive way to cover the back of your truck. Light panels come in Chrome or polished stainless steel and are preassembled.

Stay in compliance and avoid those annoying infractions, but most important for your safety and the safety of others.



## Rear Light Panels

### Rear Light Panels for Oval Lights

12" x 34"

Part Number  
**478**

Chrome rear light panel with oval cutouts.

Part Number  
**478S**

Stainless steel.



Part Number  
**479-3**

Chrome rear light panel assembled with LED lights, license plate lights and frame. Grommets and pigtailed included.

Part Number  
**479S-3**

Stainless steel.



Part Number  
**479-3B**

Chrome rear light panel assembled with LED lights, ABS bezels, license plate lights and frame. Grommets and pigtailed included.

Part Number  
**479S-3B**

Stainless steel.



Part Number  
**479-4**

Chrome rear light panel assembled with clear lens red LED lights, ABS bezels, license plate lights and frame. Grommets and pigtailed included.

Part Number  
**479S-4**

Stainless steel.







# Front Bumper Light Brackets

## Front Bumper Light Brackets

4" x 87-1/2" x 2"



Part Number

**496S**

Stainless steel front bumper light bracket with twelve 2" round cutouts.

+				
<b>496S</b>	<b>4</b>	<b>6</b>	<b>7</b>	<b>8</b>
Bezel Style	Stainless Steel	ABS Chrome	ABS Chrome	ABS Chrome
Light Style	LED Beehive	LED	LED Beehive	LED Clear Lens

Part Number

**496S-4**

12 LED beehive clearance lights with stainless steel bezels.

Part Number

**496S-6**

12 LED round clearance lights with ABS bezels.

Part Number

**496S-7**

12 LED beehive clearance lights with ABS bezels with visors.

Part Number

**496S-8**

12 clear lens LED lights with ABS bezels.



Part Number

**497S**

Stainless steel front bumper light bracket with four oval cutouts and eight 2" round cutouts.

+				
<b>497S</b>	<b>4</b>	<b>6</b>	<b>7</b>	<b>8</b>
Bezel Style	Stainless Steel	ABS Chrome	ABS Chrome	ABS Chrome
Light Style	LED Beehive	LED	LED Beehive	LED Clear Lens

Part Number

**497S-4**

4 oval LED amber lights, eight 2" beehive clearance lights with stainless steel flat bezels.

Part Number

**497S-6**

4 oval LED amber lights, eight 2" round LED clearance lights with ABS bezels.

Part Number

**497S-7**

4 oval LED amber lights, eight 2" beehive LED clearance lights with ABS bezels with visors.

Part Number

**497S-8**

4 clear lens oval lights, eight 2" clear lens LED lights with ABS bezels.



## Front Bumper Light Brackets

### Front Bumper Light Brackets

4" x 87-1/2" x 2"



498S



498S-4

Part Number

**498S**

Stainless steel front bumper light bracket with six oval cutouts and 3" bolt pattern pre-drilled holes.

+		
<b>498S</b>	<b>2</b>	<b>4</b>
Bezel Style	ABS Chrome	ABS Chrome
Light Style	LED	LED

Part Number

**498S-2**

6 oval lights, four 1829A clearance lights with snap in brackets and ABS flat bezels.

Part Number

**498S-4**

6 LED oval lights, four 1829A LED clearance lights with snap in brackets and ABS bezels with visors

### Stainless Steel 15" Vortex Air Cleaner Lights

Hardware Included.

Part Number

**670S**

15" Two six lights stainless steel brackets.

Part Number

**671S-A**

15" Two brackets with twelve 2" LED amber beehive marker lights.



Display Pack: 1 set each per pack





# Air Cleaner Light Brackets

## Model 900 Kenworth


4" x 14"

4 light stainless steel bracket. 1 Pair.

Part Number

**676S**

Light brackets only.



684S1-AC

## Round Style

Part Number

**677S-A**

2" Amber LED lights with grommet.

Part Number

**678S-A**

2" Amber LED lights with stainless steel bezel.

Part Number

**680S-A**

2" Amber LED lights with ABS bezel with visor.

Part Number

**680S1-A**

2" Amber LED lights with ABS bezel with visor.

Part Number

**680S1-AC**

2" Amber Clear Lens LED lights with ABS bezel.



684S1-A

## Beehive Style

Part Number

**681S-A**

2" Amber LED beehive lights with grommet.

Part Number

**682S-A**

2" Amber LED beehive lights with stainless steel bezel.

Part Number

**684S-A**

2" Amber LED beehive lights with ABS bezel with visor.

Part Number

**684S1-A**

2" Amber LED beehive lights with ABS bezel with visor.

## Assembly Options

Wire Harness Included.

Light Style	Grommet Only	Stainless Steel Bezel	ABS Bezel with Visor	LED ABS Bezel with Visor	Clear Lens with Bezel
Round	LED  677S-A	LED  678S-A	LED  680S-A	 680S1-A	 680S1-AC
	LED  681S-A	LED  682S-A	LED  684S-A	 684S1-A	 Available with red lights. Contact customer service.
Beehive	LED  681S-A	LED  682S-A	LED  684S-A	 684S1-A	 Available with red lights. Contact customer service.

All assembled air cleaner lights are packaged in display pack and assembled with amber sealed marker lights.





# Air Cleaner Light Brackets

## Freightliner Classic

4-1/2" x 14"

3 light stainless steel bracket. 1 Pair.

Part Number

**687S**

Light brackets only.



69S1-A

## Round Style

Part Number

**688S-A**

2" Amber LED lights with grommet.

Part Number

**689S-A**

2" Amber LED lights with stainless steel bezel.

Part Number

**690S1-A**

2" Amber LED lights with ABS bezel with visor.

Part Number

**690S1-AC**

2" Amber Clear Lens LED lights with ABS bezel.



690S1-AC



## Beehive Style

Part Number

**691S-A**

2" Amber LED beehive lights with grommet.

Part Number

**692S-A**

2" Amber LED beehive lights with stainless steel bezel.

Part Number

**693S1-A**

2" Amber LED beehive lights with ABS bezel with visor.

## Assembly Options – Wire Harness Included.

Light Style	Grommet Only	Stainless Steel Bezel	LED ABS Bezel with Visor	Clear Lens with Bezel
Round	 <p>688S-A</p>	 <p>689S-A</p>	 <p>690S1-A</p>	 <p>690S1-AC</p>
Beehive	 <p>691S-A</p>	 <p>692S-A</p>	 <p>693S1-A</p>	 <p>Available with red lights. Contact customer service.</p>

All assembled air cleaner lights are packaged in display pack and assembled with amber sealed marker lights.

# Air Cleaner Light Brackets



## Peterbilt 377, 379 & 389\*

4" x 13"

4 light stainless steel bracket. 1 Pair.

Part Number

**700S**

Light brackets only.



\*Fits 389 with Donaldson Aircleaner



704S1-AC

## Round Style

Part Number

**701S-A**

2" Amber LED lights with grommet.

Part Number

**702S-A**

2" Amber LED lights with stainless steel bezel.

Part Number

**704S1-A**

2" Amber LED lights with ABS bezel with visor.

Part Number

**704S1-AC**

2" Amber Clear Lens LED lights with ABS bezel.



705S-A

## Beehive Style

Part Number

**705S-A**

2" Amber LED beehive lights with grommet.

Part Number

**706S-A**

2" Amber LED beehive lights with stainless steel bezel.

Part Number

**708S1-A**

2" Amber LED beehive lights with ABS bezel with visor.

## Assembly Options – Wire Harness Included.

Light Style	Grommet Only	Stainless Steel Bezel	LED ABS Bezel with Visor	Clear Lens with Bezel
Round	LED  701S-A	LED  702S-A	 704S1-A	 704S1-AC
	LED  705S-A	LED  706S-A	 708S1-A	 Available with red lights. Contact customer service.

All assembled air cleaner lights are packaged in display pack and assembled with amber sealed marker lights.



# Air Cleaner Light Brackets

## Peterbilt 377 & 379\*

4" x 19-1/2"

6 light stainless steel bracket. 1 Pair.

Part Number

**711S**

Light brackets only.



\*Fits 389 with Donaldson Aircleaner



712S-A

## Round Style

Part Number

**712S-A**

2" Amber LED lights with grommet.

Part Number

**713S-A**

2" Amber LED lights with stainless steel bezel.

Part Number

**715S1-A**

2" Amber LED lights with ABS bezel with visor.

Part Number

**715S1-AC**

2" Amber Clear Lens LED lights with ABS bezel.



715S1-AC

## Beehive Style

Part Number

**716S-A**

2" Amber LED beehive lights with grommet.

Part Number

**719S-A**

2" Amber LED beehive lights with ABS bezel with visor.

Part Number

**719S1-A**

2" Amber LED beehive lights with ABS bezel with visor.

## Assembly Options – Wire Harness Included.

Light Style	Grommet Only	Stainless Steel Bezel	LED ABS Bezel with Visor	Clear Lens with Bezel
Round	 712S-A	 713S-A	 715S1-A	 715S1-AC
Beehive	 716S-A	 717S-A	 719S1-A	 Available with red lights. Contact customer service.

All assembled air cleaner lights are packaged in display pack and assembled with amber sealed marker lights.



# Air Cleaner Light Brackets



## Peterbilt 377 & 379

4" x 26"

8 light stainless steel bracket. 1 Pair.

Part Number

**722S**

Light brackets only.



724S-A

## Round Style

Part Number

**723S-A**

2" Amber LED lights with grommet.

Part Number

**724S-A**

2" Amber LED lights with stainless steel bezel.

Part Number

**726S1-A**

2" Amber LED lights with ABS bezel with visor.

Part Number

**726S1-AC**

2" Amber Clear Lens LED lights with ABS bezel.



726S1-AC

## Beehive Style

Part Number

**727S-A**

2" Amber LED beehive lights with grommet.

Part Number

**728S-A**


2" Amber LED beehive lights with stainless steel bezel.

Part Number

**730S1-A**

2" Amber LED beehive lights with ABS bezel with visor.

## Assembly Options – Wire Harness Included.

Light Style	Grommet Only	Stainless Steel Bezel	LED ABS Bezel with Visor	Clear Lens with Bezel
Round	<p>LED</p>  <p>723S-A</p>	<p>LED</p>  <p>724S-A</p>	 <p>726S1-A</p>	 <p>726S1-AC</p>
Beehive	<p>LED</p>  <p>727S-A</p>	<p>LED</p>  <p>728S-A</p>	 <p>730S1-A</p>	 <p>Available with red lights. Contact customer service.</p>

All assembled air cleaner lights are packaged in display pack and assembled with amber sealed marker lights.



# Sleeper Panel Kits

## Pride + Quality = Craftsmanship

Cab and Sleeper lights kits are custom made to your specifications.

Partnered with a local business, we are able to accommodate customers in need of basic light kits or custom designs. We offer unique solutions while still delivering top quality workmanship that set us apart from our competitors.

Your satisfaction is our goal and our attention to service and quality has made us an industry leader – we want you to love your truck!

For further information contact customer service (800) 299-9600.



# Sleeper Panel Kits / Top Deck Plates



## Kenworth

Part Number  
**760S**

3" x 60"

4-piece set 60" fits: Kenworth cab panel & double sleeper panel kit. Incandescent lights.

Part Number  
**760S-1**

3" x 60"

4-piece set 60" fits: Kenworth cab panel & double sleeper panel kit with LED lights.



## Freightliner

Part Number  
**770S**

3" x 60"

4-piece set 60" fits: Freightliner cab panel & double sleeper panel kit. Incandescent lights.

Part Number  
**770S-1**

3" x 60"

4-piece set 60" fits: Freightliner cab panel & double sleeper panel kit with LED lights.



## Aluminum Top Deck Plates

Size: 11-3/4" x 32-3/4"

Part Number  
**798-1**

1-piece aluminum top deck plate.



Part Number  
**798-2**

2-piece aluminum top deck plate.



Part Number  
**798-3**

3-piece aluminum top deck plate.







## Light Brackets

### Single Round Light Bracket

6" x 5-3/4" x 1-1/2" Stainless steel.

Part Number

**812S**

Single light bracket for 4" round lights.



### Double Round Light Bracket

12" X 5-3/4" x 1-1/2" Stainless steel.

Part Number

**815S**

Double light bracket for 4" round lights.



Part Number

**813S1CD-A**

Amber LED light bracket, grommet, and pigtail included.



Part Number

**816S1CD-A**

Amber LED light bracket, grommet, and pigtail included.



Part Number

**813S1CD-R**

Red LED light bracket, grommet, pigtail included.



Part Number

**816S1CD-R**

Red LED light bracket, grommet, pigtail included.



Part Number

**813S2CD-A**

Amber LED light bracket. Assembled with grommet, pigtail and ABS bezel in display pack.



Part Number

**816S2CD-A**

Amber LED light bracket. Assembled with grommet, pigtail and ABS bezel in display pack.



Part Number

**813S2CD-R**

Red LED light bracket. Assembled with grommet, pigtail and ABS bezel in display pack.



Part Number

**816S2CD-R**

Red LED light bracket. Assembled with grommet, pigtail and ABS bezel in display pack.



Part Number

**813S2CD-AC**

Amber clear lens LED light bracket. Assembled with grommet, pigtail and ABS bezel in display pack.



Part Number

**816S2CD-AC**

Amber clear lens LED light bracket. Assembled with grommet, pigtail and ABS bezel in display pack.



Part Number

**813S2CD-RC**

Red clear lens LED light bracket. Assembled with grommet, pigtail and ABS bezel in display pack.

Part Number

**816S2CD-RC**

Red clear lens LED light bracket. Assembled with grommet, pigtail and ABS bezel in display pack.




## Triple Round Light Bracket

18" x 5-3/4" x 1-1/2" Stainless steel.

Part Number

**818S**

Triple light bracket for 4" round lights.



Part Number

**819S2CD-R**

Red LED light bracket. Assembled with grommet, pigtail and ABS bezel in display pack.



Part Number

**819S1CD-A**

Amber LED light bracket, grommet, and pigtail included.



Part Number

**819S1CD-R**

Red LED light bracket, grommet, pigtail included.



Part Number

**819S2CD-A**

Amber LED light bracket. Assembled with grommet, pigtail and ABS bezel in display pack.



Part Number

**819S2CD-AC**

Amber clear lens LED light bracket. Assembled with grommet, pigtail and ABS bezel in display pack.

Part Number

**819S2CD-RC**

Red clear lens LED light bracket. Assembled with grommet, pigtail and ABS bezel in display pack.





## Light Brackets

### Single Rectangular Light Bracket

9" x 5-1/4" x 1-1/2" Stainless steel.

Part Number  
**821S**

Single light bracket for rectangular lights.



### Double Rectangular Light Bracket

15" x 5-1/4" x 1-1/2" Stainless steel.

Part Number  
**823S**

Double light bracket for rectangular lights.



Part Number  
**822S1CD-A**

Amber LED light bracket, grommet, and pigtail included.



Part Number  
**824S1CD-A**

Amber LED light bracket, grommet, and pigtail included.



Part Number  
**822S1CD-R**

Red LED light bracket, grommet, and pigtail included.



Part Number  
**824S1CD-R**

Red LED light bracket, grommet, pigtail included.




Part Number  
**822S2CD-A**

Amber LED light bracket. Assembled with grommet, pigtail and ABS bezel in display pack.



Part Number  
**824S2CD-A**

Amber LED light bracket. Assembled with grommet, pigtail and ABS bezel in display pack.



Part Number  
**822S2CD-R**

Amber LED light bracket. Assembled with grommet, pigtail and ABS bezel in display pack.



Part Number  
**824S2CD-R**

Red LED light bracket. Assembled with grommet, pigtail and ABS bezel in display pack.







## Triple Rectangular Light Bracket

22" x 5-1/4" x 1-1/2" Stainless steel.

Part Number  
**826S**

Triple light bracket for rectangular lights.



**Did You Know?**

Our light brackets are made of polished heavy-duty stainless steel

They are adaptable and are easy to mount with pre-drilled holes. They can be mounted on almost any utility truck, truck bed, trailer, or anywhere you need a set of primary or auxiliary clearance or stop turn lights. Mount them vertically or horizontally.

Part Number  
**827S1CD-A**

Amber LED light bracket, grommet, and pigtail included.



Part Number  
**827S1CD-R**

Red LED light bracket, grommet, pigtail included.



Part Number  
**827S2CD-A**

Amber LED light bracket. Assembled with grommet, pigtail and ABS bezel in display pack.



Part Number  
**827S2CD-R**

Red LED light bracket. Assembled with grommet, pigtail and ABS bezel in display pack.





# Light Brackets

## Single Oval Light Bracket

8-1/4" x 4" x 1-3/4" Stainless steel.

Part Number

**829S**

Single light bracket for oval lights.



## Double Oval Light Bracket

16-1/2" x 4" x 1-3/4" Stainless steel.

Part Number

**831S**

Double light bracket for oval lights.



Part Number

**830S1CD-A**

Amber LED light bracket, grommet, and pigtail included.



Part Number

**832S1CD-A**

Amber LED light bracket, grommet, and pigtail included.



Part Number

**830S1CD-R**

Red LED light bracket, grommet, pigtail included.



Part Number

**832S1CD-R**

Red LED light bracket, grommet, pigtail included.



Part Number

**830S2CD-A**

Amber LED light bracket. Assembled with grommet, pigtail and ABS bezel in display pack.



Part Number

**832S2CD-A**

Amber LED light bracket. Assembled with grommet, pigtail and ABS bezel in display pack.



Part Number

**830S2CD-AC**

Amber clear lens LED light bracket. Assembled with grommet, pigtail and ABS bezel in display pack.



Part Number

**832S2CD-AC**

Amber clear lens LED light bracket. Assembled with grommet, pigtail and ABS bezel in display pack.



Part Number

**830S2CD-R**


Red LED light bracket. Assembled with grommet, pigtail and ABS bezel in display pack.



Part Number

**832S2CD-R**

Red LED light bracket. Assembled with grommet, pigtail and ABS bezel in display pack.



Part Number

**830S2CD-RC**

Red clear lens LED light bracket. Assembled with grommet, pigtail and ABS bezel in display pack.



Part Number

**832S2CD-RC**

Red clear lens LED light bracket. Assembled with grommet, pigtail and ABS bezel in display pack.



# Light Brackets



## Triple Oval Light Bracket

24-3/4" x 4" x 1-3/4" Stainless steel.

Part Number

**834S**

Triple light bracket for oval lights.



Part Number

**835S2CD-R**

Red LED light bracket. Assembled with grommet, pigtail and ABS bezel in display pack.



Part Number

**835S1CD-A**

Amber LED light bracket, grommet, and pigtail included.



Part Number

**835S1CD-R**

Red LED light bracket, grommet, pigtail included.



Part Number

**835S2CD-A**

Amber LED light bracket. Assembled with grommet, pigtail and ABS bezel in display pack.



Part Number

**835S2CD-AC**

Amber clear lens LED light bracket. Assembled with grommet, pigtail and ABS bezel in display pack.

Part Number

**835S2CD-RC**

Red clear lens LED light bracket. Assembled with grommet, pigtail and ABS bezel in display pack.

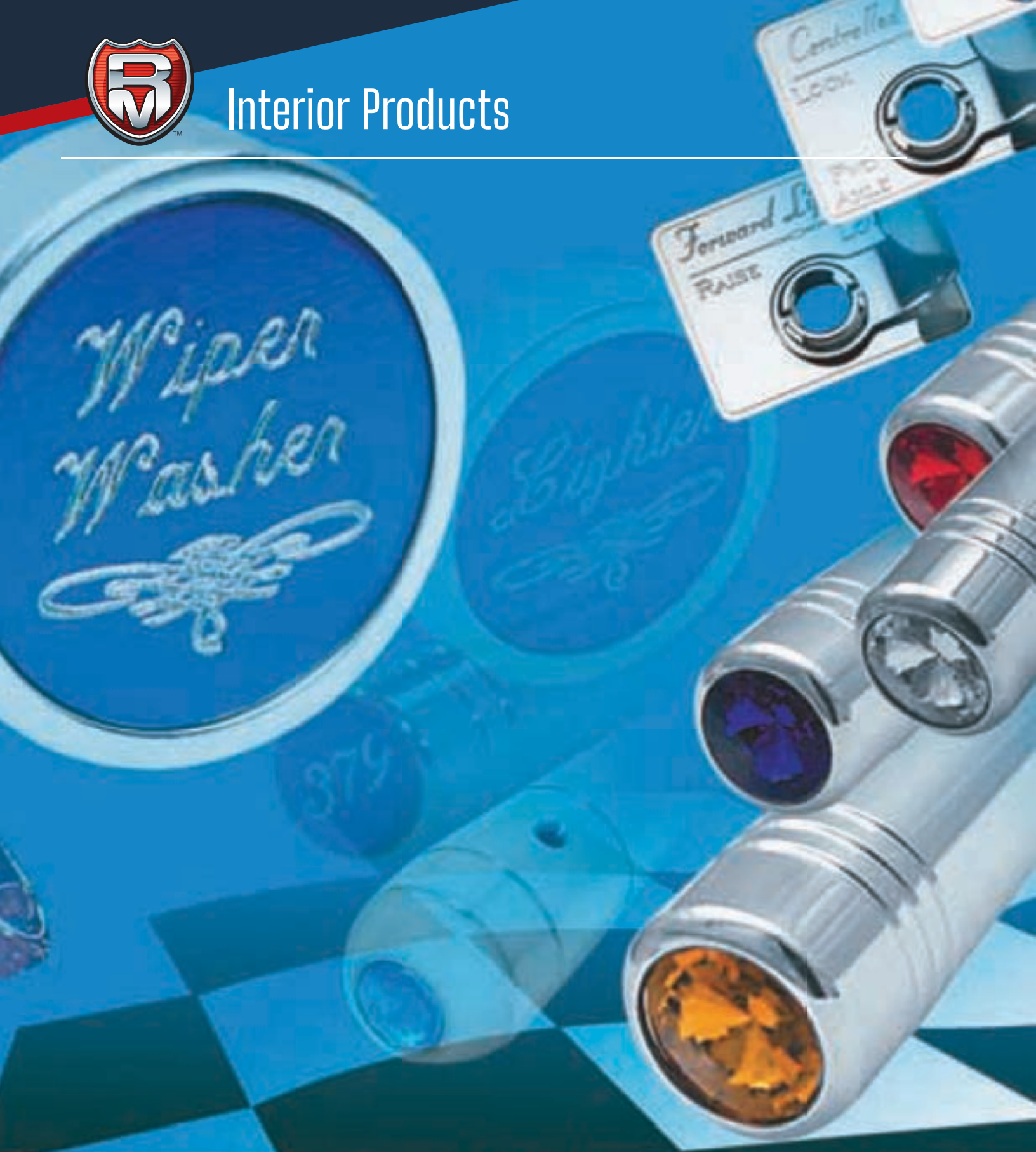


View more Interior Products online at [ThinkRoadmaster.com](http://ThinkRoadmaster.com)





# Interior Products



View more Interior Products online at [ThinkRoadmaster.com](http://ThinkRoadmaster.com)





**Steering Wheels**  
Pages 146-147



**Seat Protectors**  
Pages 148-149



**Shifter Boots**  
Page 150



# Steering Wheels



29500, 29505, 29510, 29511,  
29520, 29525, 29530, 29535

## Peterbilt

Part Number

**29500**

18-inch with Chrome Spokes, Tilt/Telescopic Column,  
July 1993 - April 1998.

**29500**-Flames

**29500**-Cross

**29500**-Classic

Part Number

**29505**

18-inch with Chrome Spokes, Adjustable Column, May  
1998 - Present, except 567, 579, 587 2012-C

**29505**-Flames

**29505**-Cross

**29505**-Classic



CLASSIC

## Freightliner

Part Number

**29510**

18-inch with Chrome Spokes, Fixed and Adjustable  
Column, Classic FLD, Century. 1989 - 2007

**29510**-Flames

**29510**-Cross

**29510**-Classic

Part Number

**29511**

18-inch with Chrome Spokes, Fixed Column, Coronado,  
M2, Century, Columbia, Mid - 2007 - Present.

## Chrome Horn Button

Part Number

**29550**

Chrome Horn Button,  
Fits all Roadmaster Steering  
Wheels.



Roadmaster's wood steering wheels are manufactured using the highest quality materials. The wood is hand polished, laminated, and topped with a UV protection. With brilliant chrome spokes, Roadmaster's steering wheels are perfect for any interior.





# Steering Wheels



CROSS

## International / Navistar

Part Number

**29515**

18-inch with Chrome Spokes, Tilt/Telescopic Column, All Years.

**29515-Flames**

**29515-Cross**

**29515-Classic**



FLAMES

## Western Star

Part Number

**29530**

18-inch with Chrome Spokes, Tilt/Telescopic Column, October 1998 - Present.

**29530-Flames**

**29530-Cross**

**29530-Classic**

## Kenworth

Part Number

**29520**

18-inch with Chrome Spokes, Tilt/Telescopic Column, May 1995 - March 1997.

**29520-Flames**

**29520-Cross**

**29520-Classic**

Part Number

**29525**

18-inch with Chrome Spokes, Adjustable Column, March 2001 - Present. Does not fit T768, T880.

**29525-Flames**

**29525-Cross**

**29525-Classic**

## Mack

Part Number

**29535**

18-inch with Chrome Spokes, Tilt/Telescopic Column, Through April 2001.

**29535-Flames**

**29535-Cross**

**29535-Classic**

## Steering Wheel Spinner

Part Number

**7000**

Aluminum steering wheel spinners.

Display Pack:  
50 each per case





## Seat Covers



### Heavy Duty Truck Seat Covers Custom fit for Bostrom, National and Seats Inc.



SP BLACK



SP GRAY



SP TAUPE

*fia*  
THE LEADER IN CUSTOM FIT

Seat Manufacturer	Seat Style	Description	Part Number
Freightliner	Cascadia	High-back bucket seat with or without armrests Cushion:23"x20" (aprox.) Backrest:33" x 22" (aprox.)	SP8024xx
Bostrom	T-Series	High back bucket seat with or without armrests	SP8003xx
Bostrom	T-Series	Mid-back bucket seat with or without armrests, without headrest	SP8004xx
Bostrom	Wide Ride + Serta Wide Ride Core	High-back bucket seat with or without armrests	SP8025xx
Bostrom	Wide Ride	High-back bucket seat with or without armrests	SP8005xx
National	Captain Corsair Ensign	High-back bucket seat with or without armrests	SP8020xx
National	Premium Series Standard Plus Series	High-back bucket seat with or without armrests	SP8020xx
National	Standard Series	Low-back bucket seat with or without armrests	SP8021xx
National	Standard Series	Mid-back bucket seat with or without armrests, without headrest	SP8022xx
National	Admiral	High-back bucket seat with or without armrests	SP8023xx
National	Commodore	High-back bucket seat with or without armrests	SP8023xx
Seats Inc.	Heritage Series	High-back bucket seat with or without armrests	SP8050xx
	Universal Bucket	Fits most bucket seats, high-back with or without armrests.	SP8000xx

xx = Black (BK) Gray (GY) Taupe (TP)

**Commercial Grade Polyester**

Above models are for SINGLE bucket seat

Additional options available in Oe Tweed Fabric and Wrangler Authentic Woven Saddle Blanket Fabric  
Call Customer Service for more information (800) 299-9600 [orders@thinkroadmaster.com](mailto:orders@thinkroadmaster.com)




## Heavy Duty Truck Seat Covers

### Custom fit for Bostrom, National and Seats Inc.



Oe Tweed Fabric



OE GRAY

OE CHARCOAL

OE TAUPE

*fia*  
THE LEADER IN CUSTOM FIT




TR / TRS WRANGLER  
Authentic Woven Saddle Blanket Fabric



TR BLACK

TR GRAY

TR BROWN



TRS BLACK

TRS GRAY

Seat Manufacturer	Seat Style	Description	Oe Style Part Number	Wrangler Part Number	Wrangler Part Number
Freightliner	Cascadia	High-back bucket seat with or without armrests Cushion:23"X20" (aprox.) Backrest:33" x 22" (aprox.)	SPOE3024xx	SPTR4024xx	SPTRS4024xx
Bostrom	T-Series	High back bucket seat with or without armrests	SPOE3003xx	SPTR4003xx	SPTRS4003xx
Bostrom	T-Series	Mid-back bucket seat with or without armrests, without headrest	SPOE3004xx	SPTR4004xx	SPTRS4004xx
Bostrom	Wide Ride + Serta Wide Ride Core	High-back bucket seat with or without armrests	SPOE3025xx	SPTR4025xx	SPTRS4025xx
Bostrom	Wide Ride	High-back bucket seat with or without armrests	SPOE3005xx	SPTR4005xx	SPTRS4005xx
National	Captain Corsair Ensign	High-back bucket seat with or without armrests	SPOE3020xx	SPTR4020xx	SPTRS4020xx
National	Premium Series Standard Plus Series	High-back bucket seat with or without armrests	SPOE3020xx	SPTR4020xx	SPTRS4020xx
National	Standard Series	Low-back bucket seat with or without armrests	SPOE3021xx	SPTR4021xx	SPTRS4021xx
National	Standard Series	Mid-back bucket seat with or without armrests, without headrest	SPOE3022xx	SPTR4022xx	SPTRS4022xx
National	Admiral	High-back bucket seat with or without armrests	SPOE3023xx	SPTR4023xx	SPTRS4023xx
National	Commodore	High-back bucket seat with or without armrests	SPOE3023xx	SPTR4023xx	SPTRS4023xx
Seats Inc.	Heritage Series	High-back bucket seat with or without armrests	SPOE3050xx	SPTR4050xx	SPTRS4050xx
	Universal Bucket	Fits most bucket seats, high-back with or without armrests.	SPOE3000xx	SPTR4000xx	SPTRS4000xx

xx = Black (BK) Gray (GY) Taupe (TP) Brown (BW) Charcoal (CH)

Above Seat Protectors are Special order - approximately 2 week delivery

Above models are for SINGLE bucket seat

Additional options available in Oe Tweed Fabric and Wrangler Authentic Woven Saddle Blanket Fabric  
Call Customer Service for more information (800) 299-9600 [orders@thinkroadmaster.com](mailto:orders@thinkroadmaster.com)





## Shifter Boots



### 9" Vinyl Shifter Boots

Part Number  
**210IBLK**  
Black shifter boot

Part Number  
**210IMAR**  
Maroon shifter boot

Part Number  
**210IGRV**  
Gray shifter boot

Part Number  
**210IBRW**  
Brown shifter boot

Part Number  
**210IBLU**  
Blue shifter boot

Part Number  
**210ITAN**  
Tan shifter boot

### 17" Vinyl Shifter Boots

Part Number  
**2102BLK**  
Black shifter boot

Part Number  
**2102MAR**  
Maroon shifter boot

Part Number  
**2102GRV**  
Gray shifter boot

Part Number  
**2102BRW**  
Brown shifter boot

Part Number  
**2102BLU**  
Blue shifter boot

Part Number  
**2102TAN**  
Tan shifter boot

### 30" Vinyl Shifter Boots

Part Number  
**2103BLK**  
Black shifter boot

Part Number  
**2103MAR**  
Maroon shifter boot

Part Number  
**2103GRV**  
Gray shifter boot

Part Number  
**2103BRW**  
Brown shifter boot


Part Number  
**2103BLU**  
Blue shifter boot

Part Number  
**2103TAN**  
Tan shifter boot



*If there is an item you are interested in and do not see it in our catalog, or you're looking for a personalized, custom look -- give us a call and we will get it for you.*

# Bug Screens, Cleaning and Polishing



**Bug Screens and Winter Fronts**  
Pages 152-153



**Buffing Wheels**  
Pages 154-156



**Buffing Compounds**  
Page 157



**Cleaners, Polishes and Waxes**  
Pages 158-159





# Bug Screens and Winter Fronts



PLAIN




WINTER FRONT

Plain	Winter Front	Size	Model
2001P	2001PWF	42.5" x 36"	Peterbilt 359, 12 Twist
2002P	2002PWF	37" x 44.75"	Peterbilt 362 cab over engine, 12 Twist
2004P	2004PWF	42"-43" x 34.5"	Peterbilt 377, 378, 379 regular hood pre-1994, 12 Twist
2005P	2005PWF	42"-43" x 36.5"	Peterbilt 379 extended hood pre-1994, 12 Twist
2006P	2006PWF	42"-43" x 36.5"	Peterbilt 379 extended hood 1995 to current, 14 Twist
2007P		42"-43" x 34.5"	Peterbilt 377, 378, 379 regular hood 1995 to current, 14 Twist
2018K	2018KWF	34.5" x 35.5"	Kenworth K100C cab over engine (round lights), 8 Twist
2019K	2019KWF	34.5" x 35.5"	Kenworth K100E cab over engine (square lights), 10 Twist
2020K	2020KWF	33" x 28.5"	Kenworth T600A pre-1992, 10 Twist
2021K	2021KWF	42.5" x 29"	Kenworth T800, 10 Twist
2022K	2022KWF	42.5" x 36"	Kenworth W900A, 8 Twist
2023K	2023KWF	43.5" x 38"	Kenworth W900B, 8 Twist
2024K	2024KWF	37.5" x 37"	Kenworth W900L extended hood, 8 Twist
2040F	2040FWF	42" x 40"	Freightliner FLC conventional 1984-1989, 12 Twist
2041F	2041FWF	41.25" x 32.5"	Freightliner FLD120 (Classic) 1989-1995, 3 Snaps, 4 Twist
2042F	2042FWF	39.5" x 36"	Freightliner cab over engine pre-1994, 12 Twist
2043F	2043FWF	Irregular Size	Freightliner Century Class, 8 Snaps
2044F	2044FWF	42" x 33"	Freightliner FLD120 and Classic 1996 to current, 10 Snaps
2045F	2045FWF	41.25" x 30"	Freightliner FLD112, 10 Snaps



# Bug Screens



**2006P-Flag**  
**2007P-Flag**  
**2024K-Flag**  
**2043F-Flag**  
**2044F-Flag**



**2006P-Flame**  
**2007P-Flame**  
**2024K-Flame**  
**2043F-Flame**  
**2044F-Flame**



**2006P-Skull**  
**2007P-Skull**  
**2024K-Skull**  
**2043F-Skull**  
**2044F-Skull**



**2006P-Teeth**  
**2007P-Teeth**  
**2024K-Teeth**  
**2043F-Teeth**  
**2044F-Teeth**



**2006P-Pirate**  
**2007P-Pirate**  
**2024K-Pirate**  
**2043F-Pirate**  
**2044F-Pirate**



**2006P-Race**  
**2024K-Race**  
**2044F-Race**



**2006P-3**  
**2007P-3**  
**2024K-3**  
**2043F-3**  
**2044F-3**



**RM-Twist (sold each)**



**RM-Snap (sold each)**



# Buffing Wheels

Part Number  
**8010-6**

6" Yellow Airway Buffing Wheel 12-ply; 5/8" and 1/2" Arbor

Part Number  
**8010-8**

8" Yellow Airway Buffing Wheel 16-ply; 5/8" and 1/2" Arbor



Part Number  
**8015-6**

6" Red Airway Buffing Wheel 12-ply; 5/8" and 1/2" Arbor

Part Number  
**8015-8**

8" Red Airway Buffing Wheel 16-ply; 5/8" and 1/2" Arbor



Part Number  
**8020-6**

6" Blue Airway Buffing Wheel 12-ply; 5/8" and 1/2" Arbor

Part Number  
**8020-8**

8" Blue Airway Buffing Wheel 16-ply; 5/8" and 1/2" Arbor



Part Number  
**8025-6**

6" White Airway Buffing Wheel 12-ply; 5/8" and 1/2" Arbor

Part Number  
**8025-8**

8" white Airway Buffing Wheel 16-ply; 5/8" and 1/2" Arbor



Part Number  
**8030-6**

6" Soft Muslin Pad Spiral 30-ply; 1/2" Arbor

Part Number  
**8030-8**

8" Soft Muslin Pad Spiral 30-ply; 1/2" Arbor



# Buffing Wheels



Part Number  
**8035-6**

6" Universal Buff (5 piece set) 1/2" Arbor

Part Number  
**8035-8**

8" Universal Buff (5 piece set) 1/2" Arbor



Part Number  
**8040-6**

6" Sisal / Cloth Buffing Pad 11-ply; 1/2" Arbor

Part Number  
**8040-8**

8" Sisal / Cloth Buffing Pad 11-ply; 1/2" Arbor



Part Number  
**8045-6**

6" Yellow Treated Muslin 44-ply; 1/2" Arbor

**8045-8**

8" Yellow Treated Muslin 44-ply; 1/2" Arbor



Part Number  
**8060-2**

2" Soft Muslin Buff



Part Number  
**8060-3**

3" Soft Muslin Buff



Part Number  
**8065-2**

2" Tapered Cone Soft Muslin Buff



Part Number  
**8065-3**






3" Tapered Cone Soft Muslin Buff












# Buffing/Polishing Reference

	Rough Cut		Final Cut / Initial Polish		Final Polish
	Deep scratches, pitting  <b>Black Stainless 8000-BLK</b>	Light scratches, oxidation  <b>Red Tripoli 8000-RED</b>	Light cutting/ Polishing  <b>Rouge 8000-GRE</b>	Oxidation Hazing  <b>Rouge 8000-WHI</b>	New  <b>Mirror Rouge 8000-BLU</b>
Aluminum	✓	✓	✓	✓	✓
Brass	✓	✓	✓	✓	✓
Copper	✓	✓	✓	✓	✓
Iron	✓		✓		✓
Nickel	✓		✓		✓
Silver		✓		✓	✓
Steel	✓		✓		✓
Nickel Plate					✓
Chrome Plate					✓
Stainless Steel	✓	✓	✓	✓	✓

	 <b>Red Airway 16-ply 8015-6</b>	 <b>Blue Airway 16-Ply 8020-8</b>	 <b>Yellow Airway 16-Ply 8010-8</b>	 <b>White Airway 16-Ply 8028-8</b>	 <b>Soft Muslin 30-Ply 8030-6</b>
Aluminum	✓	✓	✓	✓	✓
Brass					✓
Copper					✓
Iron	✓		✓		✓
Nickel					✓
Silver					✓
Steel	✓	✓	✓	✓	✓
Nickel Plate					✓
Chrome Plate					✓
Stainless Steel	✓	✓	✓	✓	✓

## Part Number 8050-1

Flanges Kit  
Includes (1)  
threaded stem with  
nut and nylon tube



## Part Number 8075

Our wheel rakes make cleaning your buffing wheels easy - just move the heavy gauge steel rake across the wheel face while it's running. This action, done periodically and before a different compound is applied, will remove entrapped metal particles which could scratch a more delicate part.



## Part Number 8080

8" extender polishing kit. Includes 8" extension, 3" polishing buff and 3" taper buff.



## Part Number 8070

8" extension x 1/4". Use with 2" and 3" polishing buffs.



# Polishing/Cutting Compounds



## Black/Grey Cutting Compound

Part Number  
**8000-BLA**

Medium wet. Sharp cut for excellent finish on stainless steel, aluminum, cast iron and all ferrous metals. For best results, apply with a sisal buff or treated airway buff.



## Green Rouge

Part Number  
**8000-GRE**

Medium dry. Works well on chrome, aluminum and stainless steel. Popular as coloring compound where minimum cut is required. For best results, apply with an untreated white/UBM airway buff.



## Blue Rouge

Part Number  
**8000-BLU**

Medium dry. Primary cutting of aluminum, brass, copper, nickel, silver, zinc, and non-ferrous metals. For best results, apply with an untreated white/UBM airway buff.



## Red/Brown Tripoli

Part Number  
**8000-RED**

Medium dry. Excellent cut, high color, easily cleaned. Superb use on aluminum, brass, copper and die cast. For best results, apply with a treated airway buff.



## White Rouge

Part Number  
**8000-WHI White Rouge**

Medium wet. Mild cut, clean high color. Finishing compound for restoration of mirror finish shine. Excellent for use on chrome and brass as well as plastic. For best results, apply with an un-treated white/UBM airway buff.





## Cleaners, Polishes and Waxes



Renegade Products liquid line of detailing supplies, are known to be tested and formulated by some of the most prominent detailers and polishers in the automotive and semi-truck market.

### Rebel Red Liquid Metal Polish

Part Number  
**RM-CLRR12**

Rebel Red is a liquid metal polish used by polishers for a strong polish. Formulated to tackle two main requirements by professional polishers: to provide an aggressive cut while polishing and to leave a strong seal to keep the polish lasting as long as possible.



12 oz.

### Rebel Pro Red Metal Polish

Part Number  
**RM-CLRPR24**

Renegade Rebel Pro metal polish has been formulated by professionals to give a slightly more aggressive cut than our predecessor Rebel Red. It is recommend using this as the first step liquid polish before touching up with the Rebel Red. This can be used on aluminum & stainless. Using a new microfiber towel is recommended.



24 oz.

### Renegade Rebel Beaver Wax

Part Number  
**RM-CLRB12**

Renegade Beaver Wax was formulated to give a rich, bold shine on your paintwork. It is effortless to apply, using a clean microfiber towel, applying in 12" side to side motions. This will give a longer lasting shine of about 1 month.



12 oz.

### Rebel Spray Wax

Part Number  
**RM-CLRS24**

Rebel Spray Wax is a detailing spray used to quickly and effortlessly create a high-gloss shine on multiple surfaces. Primarily formulated for use on painted surfaces, it leaves a layer of wax that helps protect paint while producing a glassy surface that has a mirror reflection. It is also perfect for putting a shine on rims & chrome. Gently rub into the metalwork or paintwork with microfiber towel.



24 oz.



# Cleaners, Polishes and Waxes



## Rebel Rubber & Vinyl

Part Number  
**RM-CLRRV24**

Rebel Rubber and Vinyl is formulated as a matte tire dressing and interior cleaner. Used on rubber, leather, and vinyl it produces a dark and pliable surface as it penetrates to produce a hydrated surface. Use Rebel Rubber and Vinyl to leave a black dark surface on the outside of your tires that doesn't leave a sticky or tacky surface, and then inside on your dash to help hydrate and protect your interior surfaces.



24 oz.

## Rebel Rim & Wheel Protectant

Part Number  
**RM-CLRWS12**

Rebel Wheel Seal is a liquid rim and wheel protectant. It is designed to protect and create a barrier for your wheels and rims from all the nasty road grim, dust, and water spots, while at the same time formulated to work well with powered coated, painted, and polished aluminum wheels.



12 oz.

## Rebel Moneyshot

Part Number  
**RM-CLRMS24**

Rebel Moneyshot Wash n' Wax is formulated for a dense neutral pH foam that clings to the applied surface. Utilizing cutting-edge surfactants, the suds penetrate to remove contaminants. Formulated with emulsified Brazilian Carnuba wax, the surface is left with a waxed protective. 24 oz.



24 oz.

## Pipe Dream

Part Number  
**RM-CLRPD12**

Pipe Dream is a wax and micro abrasive formula that cleans chrome and leaves a long-lasting shine. The micro abrasives remove oxidation and blend imperfections. The wax and synthetic fillers protect and condition your chrome and leave a rich bold luster. 12 oz.



12 oz.

## Microfibre Multi-Purpose Auto Cloths

Part Number  
**8000MC**

The non-abrasive microfiber cloths let you effortlessly shine chrome, stainless steel, glass and mirrors, and dust the interior cab of your truck including furniture, picture frames and windows. These cloths quickly absorb moisture and spills plus much more. Box includes 3 16" x 16", 2 red, 1 blue. 3-pack






## Displays

### Need assistance setting up your show room or display area?


We can help! Based on your available space, we can assist you in selecting the right products for a suggested stock order; and provide you with a customer plan-o-gram.

For further information or to place an order call Roadmaster 1.800.299.9600





# Signs, Safety, Tools and Miscellaneous



**Warning Flags**  
Pages 162-163

**WIDE LOAD**

**OVERSIZE LOAD**

**Signs**  
Page 163



**Extension Cords**  
Page 164



**Pin Pullers / Winch Bars**  
Page 164



**Fire Extinguisher**  
Page 165



**Two Speed Fan**  
Page 165



**Steering Wheel Spinner**  
Page 165



**Air Hoses**  
Page 165



**Bungee Cords and Zip Ties**  
Page 166



**Boot Brush**  
Page 166





# Warning Flags


## Warning Flag with Mounting Bracket

Part Number  
**2300**

Red 18" x 18" Mesh flag, high visibility and easy replacement. Stainless steel spring. Rod is aluminum, can be mounted at a 45° or 90°, design allows for a quick connect and disconnect, stainless steel mounting assembly included

Part Number  
**2300-ORANGE**

Orange flag with mounting bracket kit.



Quick connect/  
disconnect




## Replacement Flag

Part Number  
**2300-1**

18" x 18" Red replacement flag.

Part Number  
**2300-2**

18" x 18" Orange replacement flag.



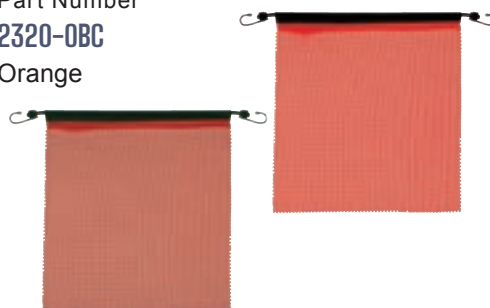
## High Visibility Jersey Warning Flag with Cord

Part Number  
**2320-RBC**

Red 18" x 18" Heavy-duty bungee cord, rubber coated steel hooks, fray resistant mesh jersey material, dot compliant, meets FMCSA 49 CFR Section 393.87.

Part Number  
**2320-ORC**

Orange



## High Visibility Jersey Warning Flag with Loop

Part Number  
**2320-RW**

Red 18" x 18" 10-gauge wire with 1/2" loop, tear resistant mesh jersey material, dot compliant, meets FMCSA 49 CFR Section 393.87.

Part Number  
**2320-OW**

Orange



## Magnet

Part Number  
**2320-MGT**

Securely holds flags, 2-5/8" Chrome Steel cup, 80 lb. pull strength, locking wing nut, rust resistant



# Warning Flags and Signs



## High Visibility Cotton Flag with Wood Dowel

Part Number

**2330-CR**

Red

Part Number

**2330-CO**

Orange

18" x 18" poly cotton twill. Wood dowel 3/4" x 30" Meets FMCSA 49 CFR Section 393.87 and most state requirements. Dot compliant



## High Visibility Jersey Flag with Wood Dowel

Part Number

**2330-R**

Red

Part Number

**2330-JO**

Orange

18" x 18" fray resistant jersey material. Wood dowel 3/4" x 30" Meets FMCSA 49 CFR Section 393.87 and most state requirements. Dot compliant



## Wide Load Signs

Part Number

**2198-72**

15" x 72" Yellow Vinyl mesh for easy wind flow, black stitched vinyl letters, fray resistance vinyl edge binding

Part Number

**2198-84**

18" x 84"



## Oversize Load Signs

Part Number

**2199-72**

15" x 72" Yellow Vinyl mesh for easy wind flow, black stitched vinyl letters, fray resistance vinyl edge binding

Part Number

**2199-84**

18" x 84"



Part Number

**2198-72B**

15" x 72" Yellow Vinyl mesh for easy wind flow, black stitched vinyl letters, fray resistance vinyl edge binding, with bungee hooks

Part Number

**2198-84B**

18" x 84"



Part Number

**2199-72B**

15" x 72" Yellow Vinyl mesh for easy wind flow, black stitched vinyl letters, fray resistance vinyl edge binding, with bungee hooks

Part Number

**2199-84B**

18" x 84"





# Pin Pullers, Winch Bars, and Extension Cords

## 12" Flag Staff Mounting Bracket

Part Number

**2330-B**

12" x 15/16" ID and 3/4" ID tube gavanized steel. Stainless steel mounting hardware and zinc



## Magnet

Part Number

**2320-MGT**

Securely holds flags, 2-5/8" Chrome Steel cup, 80 lb. pull strength, locking wing nut, rust resistant



## Aluminum Placard Holder

Part Number

**2400**

Heavy gauge aluminum with riveted construction. Stainless steel spring clips. Drain and 8 mounting holes. 12.5" x 14.25"



## Pin Puller

Part Number

**3005**

30" Chrome pin puller.



## Winch Bar

Part Number

**3010**

32" Black winch bar.



## Artic Blue™ All Weather Extension Cords

Superior Flexibility at Sub-Freezing Temperatures – Resists stiffening or cracking under the most extreme weather conditions -58 degrees. Water Resistant – Will not absorb water that can corrode copper conductors or cause dangerous electrical shock. Oil Resistant – Jacket will not deteriorate when used where oil or petroleum products may be present. Flame retardant – Protects against accidental cord fire. Primelight® Power Indicator Light lets you see when the power is On. Primelok® Locking Connector prevents unwanted cord disconnects.

12/3 SJEOW Wire

Part Number

**PLT530825**

25 Feet 12/3 SJEOW

Part Number

**PLT530830**

50 Feet 12/3 SJEOW

Part Number

**PLT530835**

100 Feet 12/3 SJEOW



## General Use Outdoor Extension Cords

Ultra Flexible -40 degrees. Safety Yellow. Water Resistant . Flame Retardant. Primelight® Power Indicator Light. 12/3 SJTW Wire

Part Number

**PEC511825**

25 Feet 12/3 SJTW

Part Number

**PEC511830**

50 Feet 12/3 SJTW

Part Number

**PEC511835**

100 Feet 12/3 SJTW





# Safety, Fan, Steering and Air Blow Gun Kits



## Fire Extinguisher

Part Number  
**RM440161**

Model FC10, regular Dry Chemical, UL listed, UL rated 10-B:C, U.S.C.G, DOT approved, supplied with retention bracket with metal strap, suitable for use on liquid and energized electrical fires



24 case

## Two Speed Fans

Part Number  
**3700**

12V, Heavy-duty chrome two speed fan with plug in display pack.

**3724**  
24V



Display Pack: 12 each per case

## Aluminum Steering Wheel Spinner

Part Number  
**7000**



Display Pack: 50 each per case

## Air Blow Gun Kits

Part Number  
**2200**

5' Air blow gun kit.



24 case



Part Number  
**2205**

60" Re-coil air hose.



24 case

Part Number  
**2207**

Air tire inflator kit.



4 per case

## Air Hose Accessories

Part Number  
**2209**

16 piece kit includes accessories needed for a multitude of compressed air functions. Inflating and checking tire pressure, inflating sports equipment, blowing debris, connecting hoses & quick connection of air tools. Starter kit includes 16 items 1/4" M-style.





# Boot Brush, Cable Ties and Bungee Cords

## Boot Brush

Don't track dirt into your truck! Easily knock dirt and mud off your boots and shoes with a Roadmaster stiff bristle boot brush.

Part Number

**7900**

Black durable nylon brush, heavy-duty aluminum base, mounting hardware included



Part Number

**7901-B**

Replacement nylon brush for boot brush 7900.



## Boot Brush Door Mat

Part Number

**7905**

Quick and easy installation Mounts to step rail or cat walk. Fits most conventional trucks Laminated polymer turf 4-1/2" x 24"



Feed zip-tie through opening in step rail.



Feed zip-tie through holes in door mat.



Insert into locking slot, tighten, trim off excess.

## Bungee Cords

Part Number

**2220-10**

10" bungee cord, 4mm.



4 pack.



Part Number

**2220-18**

18" bungee cord, 8mm.



4 pack.



Part Number

**2220-24**

24" bungee cord, 8mm.



4 pack.



Part Number

**2220-36**

36" bungee cord, 8mm.



4 pack.



## Cable Ties

Part Number

**2210-4BK**

4" Black Nylon Cable tie



100 pieces.

Part Number

**2210-8W**

8" White Nylon Cable tie



100 pieces.

Part Number

**2210-10W**

10" White Nylon Cable tie



100 pieces.

# Standard Terms and Conditions of Sale



## Terms

- a) For customers meeting the open account criteria, the terms are Net 30 days from invoice date.
- b) A service charge of 1-1/2% per month may be imposed on all invoices not paid when due.
- c) Returned checks are subject to a \$20.00 handling fee
- d) Prices are subject to change without notice.

## Credit Policy

- a) Customers who wish to open an account with ROADMASTER must complete and sign our credit application. A resale certificate is required for California locations.
- b) We reserve the right to change account terms to COD or CIA if a history of delinquency occurs.

## Distribution: Qualifications

- a) An order of \$750.00 is required to qualify for an open account.
- b) Minimum orders will be \$50.00. A handling charge of \$10.00 will be added to all orders that do not meet this requirement.

## Barcodes Policy

- a) UPC barcode is available.

## Freight Policy

- a) Freight is prepaid on orders of \$850.00 and over within the contiguous 48 states.
- b) Preferred carrier is UPS.
- c) If the customer requires specific routing that results in higher shipping costs, the cost differential will be added to the invoice.

## Return Policy

- a) All returns are required to have a Returned Goods Authorization (RGA) Number and are subject to approval. Call our customer service at 800.299.9600 for quick service.
- b) The RGA numbers must appear on the outside of all the cartons returned or the shipment may be refused.
- c) Packaged goods are subject to a re-packaging fee.
- d) Credit will not be issued for goods damaged in transit as a result of inadequate packaging.
- e) All returns must be prepaid to ROADMASTER's warehouse.
- f) Returns are subject to a 20% re-stocking fee.

- g) Simulators returned are subject to a 25% re-stocking fee.
- h) All returned goods are subject to inspection. ROADMASTER reserves the right to deny credit or issue partial credit if the merchandise has been abused or improperly installed.

## Special Orders

- a) All special orders are final. No returns are accepted. Inventory Adjustments: None
- a) ROADMASTER does not sell on consignment.

## Freight Damage / Shortage Claims

- a) Shortage: Claims for shortage or shipping errors must be made within 3 working days after receipt of goods.
- b) Damage: Claims for goods lost or damaged in transit, must be made with the carrier.
- c) Call customer service for assistance at 800.299.9600.

## Limited Warranty: Chrome, Stainless Steel and Mirror Products

- a) ROADMASTER warrants merchandise to be free of any defects or material or workmanship for one (1) year from the date of the invoice. This warranty does not apply to any alterations, abuse, accident, and corrosive environments, including acid washes.
- b) To return products under warranty, contact customer service at 800.299.9600 to obtain an RGA number.

## Limited Warranty: LED Lights

- a) Limited Warranty is free from defects in workmanship and/or materials for a period of three (3) years from the date of the invoice.
- b) This warranty does not cover damage caused by the use of an incorrect pigtail, circuit configuration and/or custom configuration. The uses of ROADMASTER pigtails are recommended.
- c) This warranty does not cover damage caused by physical abuse, improper installation, modification, or any improper wiring.
- d) This warranty does not apply to several applications such as buses, construction equipment and off-road vehicles. These applications are examples only and are not all inclusive of each excluded application.
- e) This warranty does not apply to damage associated with incompatible chemicals or cleaners.



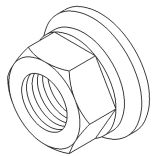


# Wheel Check List

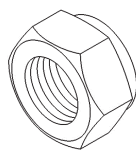
## Information you will need to determine the right simulator

1. Find the wheel # at the location shown on Figure 1 to the right. Wheel #'s are usually used for larger size wheels.
2. Find the wheel diameter at the location shown on figure 1 to the right.
3. Count the number of lugnuts.
4. Note the shape of the lug nuts:

Hub Piloted



Stud Piloted



5. note the type of wheel:

DUAL WHEEL

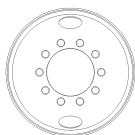


DUPLEX WHEEL

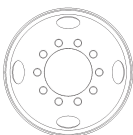


6. If you have dual wheels, count the number of hand holes on your wheel.

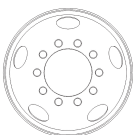
HAND HOLES



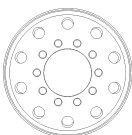
2HH



4HH



5HH



10HH

7. Note the hex Size of the lug nuts

### Hub Pilot

30mm (1 3/16")  
32mm (1 1/4")  
33mm (1 5/16")  
38mm (1 1/2")

### Stud Pilot

1.5"  
1.75"  
41mm (1 5/8")



8. Some mounting styles require at least 3 threads

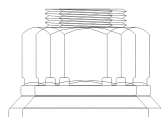
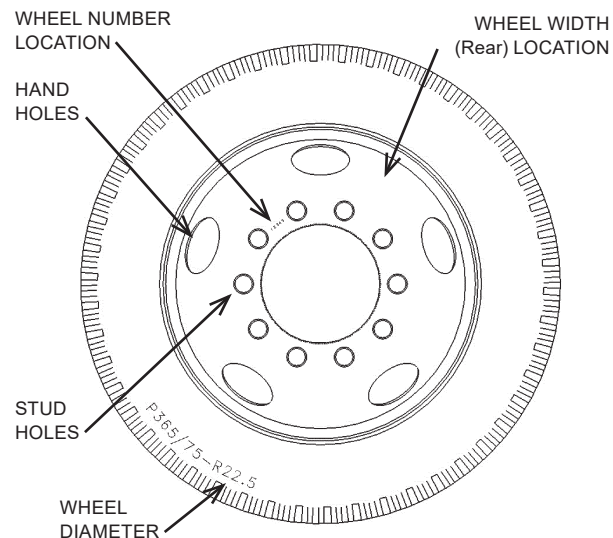


Figure 1



# Federal Lighting Requirements For Trucks, Buses & MPVs



Transport  
Canada

<http://www.tc.gc.ca>

This table summarizes lighting equipment requirements contained in Federal/Canada Motor Vehicle Safety Standard 108. For complete compliance requirements consult Title 49 - Code of Federal Regulations, Section 571.108 (USA) and Section 108 of the Motor Vehicle Safety Regulations (Canada). State or Provincial regulations, where they may apply, have not been included.

**IMPORTANT NOTE:** Every lamp, reflex reflector, and conspicuity treatment must be permanently attached in the location specified below and must comply with all applicable requirements prescribed for it by FMVSS/CMVSS 108. The face of any device on the front/rear and sides should be, respectively perpendicular and parallel to the vehicle's centerline, unless it is photometrically certified at installation angle. No part of the vehicle shall prevent any device from meeting its prescribed requirements unless an auxiliary device meeting all prescribed requirements is installed.

**IN CANADA:** Manufacturers and Importers of vehicles must have the proper certification test records demonstrating compliance of lighting components with all prescribed requirements.

## BASIC EQUIPMENT REQUIRED ON ALL TRUCKS, BUSES & MPVs

DESCRIPTION			MANDATORY REQUIREMENTS			
Area	Equipment	SAE Lens Coding	Functional Purpose	Quantity	Color	Location
1	Headlamps - Lower Beams	(H, HP)	Forward road illumination	Minimum 2	White	On the front - symmetrical as far apart as practicable
	US requires "DOT" labeling on lens US/Canada - light source code required on lens					If 4 lamp system - raised or above upper beams
	Headlamps - Upper Beams	(H, HP)	Forward road illumination	Minimum 2	White	On the front - symmetrical as far apart as practicable
	US requires "DOT" labeling on lens US/Canada - light source code required on lens					If 4 lamp system - raised or above upper beams
	Parking Lamps	(P)	Indicate parked vehicle	Minimum 2	White or yellow	On the front - symmetrical as far apart as practicable
2	Daytime Running Lamps (DRL)	(V2)	Indicate in use vehicle	Minimum 2	White or yellow	On the front - symmetrical as far apart as practicable
	Canada - required / US - optional US requires "DRL" labeling on lens if not headlamp					
	Front Turn Signal	(T)	Indicate direction of turn	Minimum 2	Yellow	On the front - symmetrical as far apart as practicable
	Hazard Warning Lamps	(H)	Identify disabled vehicle	Minimum 2	Yellow	On the front - symmetrical as far apart as practicable
	Front Clearance Lamps	(P2, PC* or PS, PCP*)	Show vehicle's width	Minimum 2	Yellow	At widest point - symmetrical on the front or rear the front facing forward
3	Front Identification Lamps (FOL)	(P2 or P3)	Indicate presence of a wide vehicle	Exactly 3	Yellow	On the front - center horizontally spaced 150 mm (6 in.) to 300 mm (12 in.) apart
	Vehicles 300mm wide or wider					
	Front Side Marker Lamps	(P2, PC* or PS, PCP*)	Indicate vehicle's presence and length	Minimum 2	Yellow	Each side at front as far forward as practicable
	Front Side Reflex Reflectors	(A)	Indicate vehicle's presence and length	Minimum 2	Yellow	Each side at front as far forward as practicable facing sideways
	Rear Side Marker Lamps	(P2, PC* or PS, PCP*)	Indicate vehicle's presence and length	Minimum 2	Red	Each side at rear as far back as practicable
4	Rear Side Reflex Reflectors	(A)	Indicate vehicle's presence and length	Minimum 2	Red	Each side at rear as far back as practicable facing sideways
	Rear Clearance Lamps	(P2, PC* or PS, PCP*)	Show vehicle's width MAY NOT be combined with tail lamps	Minimum 2	Red	At widest point - symmetrical on the rear or near the rear facing rearward
	Vehicles 300mm wide or wider Not required on Truck Tractors					
	Rear Identification Lamps (RIL)	(P2 or P3)	Indicate presence of a wide vehicle	Exactly 3	Red	On the rear - center horizontally spaced 150mm (6 in.) to 300mm (12 in.) apart facing rearward
	Vehicles 300mm wide or wider Not required on Truck Tractors					
5	Tail Lamps	(T)	Indicate vehicle's presence and width	Minimum 2	Red	On the rear - symmetrical as far apart as practicable
	Stop Lamps	(S)	Indicate braking	Minimum 2	Red	On the rear - symmetrical as far apart as practicable
	Rear Turn Signal	(T)	Indicate direction of turn	Minimum 2	Red or yellow	On the rear - symmetrical as far apart as practicable
	Hazard Warning Lamps	(H)	Identify disabled vehicle	Minimum 2	Red or yellow	On the rear - symmetrical as far apart as practicable
	Rear Reflex Reflectors	(A)	Show vehicle's presence and width	Minimum 2	Red	On the rear - symmetrical as far apart as practicable
6	Backup Lamp	(B)	Illuminates ground behind the vehicle and alert road users	Minimum 1	White	Rear
	License Plate Lamp(s)	(L)	Illuminates license plate	Minimum 1	White	On the rear - above or at the sides of license plate
	Center High Mounted Stop Lamp	(US)	Indicates braking	1	Red	On the rear - centerline of the vehicle
	Vehicles less than 3000mm wide and 4500kg					

## ADDITIONAL EQUIPMENT FOR SPECIFIC VEHICLES VEHICLES 9.1m (30 ft.) LONG OR LONGER

DESCRIPTION			MANDATORY REQUIREMENTS			
Area	Equipment	SAE Lens Coding	Functional Purpose	Quantity	Color	Location
12	Intermediate Side Marker Lamps	(P2 or P3)	Indicate presence of a long vehicle	Minimum 2	Yellow	Each side rear center
	Intermediate Side Reflex Reflectors	(A)	Indicate presence of a long vehicle	Minimum 2	Yellow	Each side rear center facing sideways

## Truck Tractors

DESCRIPTION			MANDATORY REQUIREMENTS			
Area	Conspicuity Treatment	DOT Coding	Quantity	Color	Location	Options
13	Rear Upper Body Markings	DOT-C DOT-C2 DOT-C3 DOT-C4	Exactly 2 pairs of 300mm long strips	White	Rear upper corners of cab facing rearward	As high as practicable including fenders
	Rear Marking		Exactly 2 sections of min. 300mm each	Red/White	Rear - facing rearward - on fenders, on mud flap brackets, or within 300mm below the top of mud flaps	As horizontal as practicable and no higher than 1525mm from the ground

**NOTE:** The edge of red conspicuity tape shall not be closer than 75 mm to the edge of any amber lamp and the edge of white conspicuity tape shall not be closer than 75 mm to the edge of any lamp.

For more information contact:

National Highway Traffic Safety Administration: Office of Safety Performance Standards  
Transport Canada: Motor Vehicle Safety Enforcement Branch

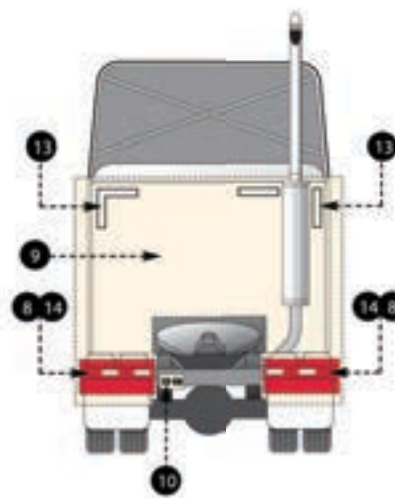
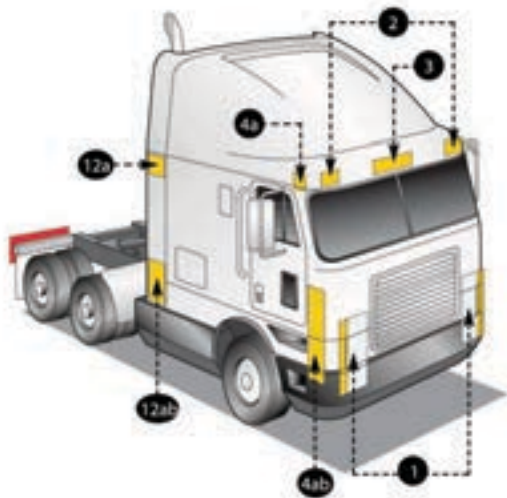
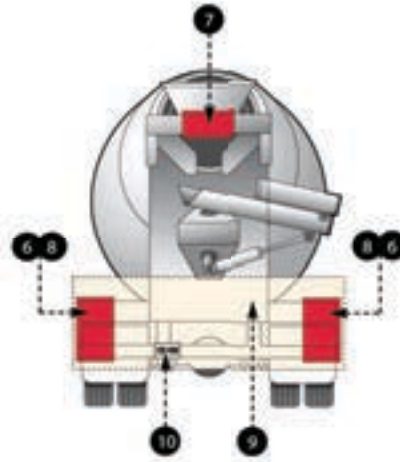
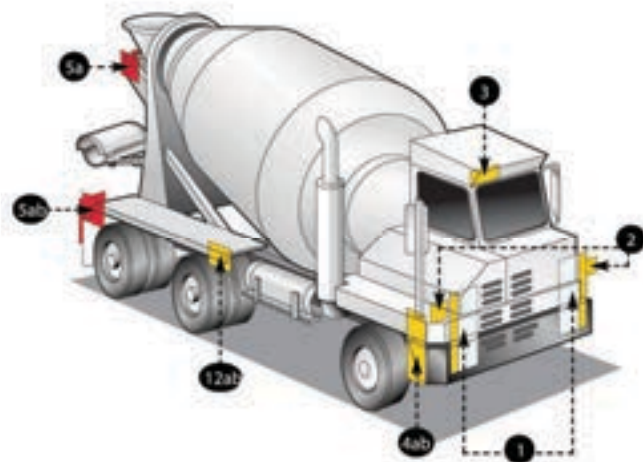
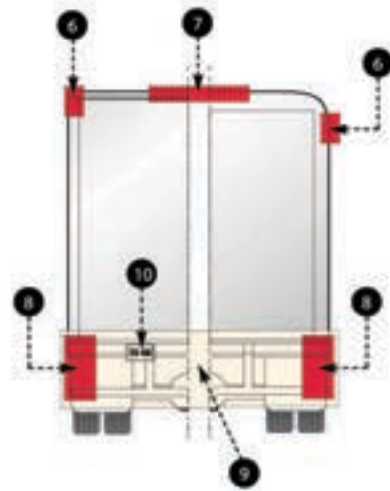
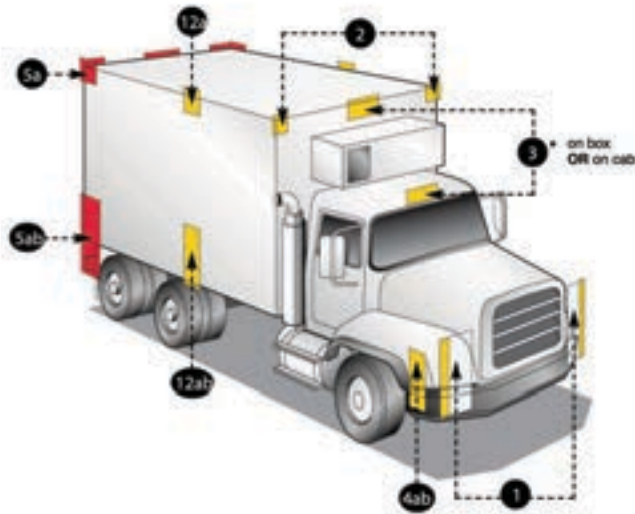
Attention: Richard Van Iderstine  
Attention: Marcin Gorkowski

Fax: 202-365-4329  
Fax: 613-995-4821





# Federal Lighting Requirements





# Federal Lighting Requirements For Trucks, Buses & MPVs



Transport  
Canada

<http://www.tc.gc.ca>



**NHTSA**  
People Saving People  
<http://www.nhtsa.dot.gov>

This table summarizes lighting equipment requirements contained in Federal/Canada Motor Vehicle Safety Standard 108. For complete compliance requirements consult Title 49 - Code of Federal Regulations, Section 571. 108, (USA) and Section 108 of the Motor Vehicle Safety Regulations (Canada). State or Provincial regulations, where they may apply, have not been included.

**IMPORTANT NOTE:** Every lamp, reflex reflector, and conspicuity treatment must be permanently attached in the location specified below and must comply with all applicable requirements prescribed for it by FMVSS/CANVSS 108. The face of any device on the front/rear and sides should be, respectively perpendicular and parallel to the vehicle's centerline, unless it is photometrically certified at installation angle. No part of the vehicle shall prevent any device from meeting its prescribed requirements unless an auxiliary device meeting all prescribed requirements is installed.

**IN CANADA:** Manufacturers and importers of vehicles must have the proper certification test records demonstrating compliance of lighting components with all prescribed requirements.

## BASIC EQUIPMENT REQUIRED ON ALL TRAILERS

DESCRIPTION			MANDATORY REQUIREMENTS			
Area	Equipment	SAE Lens Coding	Functional Purpose	Quantity	Color	Location
1	Tail Lamps	(T)	Indicate vehicle's presence and width	Minimum 2	Red	On the rear - symmetrical as far apart as practicable
	Stop Lamps	(S)	Indicate braking	Minimum 2	Red	On the rear - symmetrical as far apart as practicable
	Rear Turn Signal Lamps	(R)	Indicate direction of turn	Minimum 2	Red or yellow	On the rear - symmetrical as far apart as practicable
	Rear Reflex Reflectors	(R)	Indicate vehicle's presence and width	Minimum 2	Red	On the rear - symmetrical as far apart as practicable facing rearward
2	License Plate Lamp(s)	(L)	Illuminates license plate	Minimum 1	White	On the rear - above or at the sides of license plate
3	Rear Side Marker Lamps	(P2, PC* or PS, PCP*)	Front and rear side marker lamps / side reflex reflectors indicate vehicle's presence and length	Minimum 2	Red	Each side at rear as far back as practicable
	Rear Side Reflex Reflectors	(R)		Minimum 2	Red	Each side at rear as far back as practicable facing sideward
4	Front Side Marker Lamps	(P2, PC* or PS, PCP*)	Front and rear side marker lamps / side reflex reflectors indicate vehicle's presence and length	Minimum 2	Yellow	Each side at front as far forward as practicable
	Front Side Reflex Reflectors	(R)		Minimum 2	Yellow	Each side at front as far forward as practicable facing sideward

## ADDITIONAL EQUIPMENT FOR TRAILERS EXCEEDING THE FOLLOWING PARAMETERS

Length 9.1m (30 ft.) or longer

DESCRIPTION			MANDATORY REQUIREMENTS			
Area	Equipment	SAE Lens Coding	Functional Purpose	Quantity	Color	Location
5	Intermediate Side Marker Lamps	(P2 or P3)	Indicate presence of a long vehicle	Minimum 2	Yellow	Each side rear center facing sideward
	Intermediate Side Reflex Reflectors	(R)	Indicate presence of a long vehicle	Minimum 2	Yellow	Each side rear center facing sideward

Width 2032mm (80 in.) or wider

DESCRIPTION			MANDATORY REQUIREMENTS			
Area	Equipment	SAE Lens Coding	Functional Purpose	Quantity	Color	Location
6	Rear Clearance Lamps	(P2, PC* or PS, PCP*)	Show vehicle's width MAY NOT be combined with tail lamps	Minimum 2	Red	At widest point - symmetrical in the rear or near the rear facing rearward
7	Rear Identification (ID) Lamps	(P2 or P3)	Indicate presence of a wide vehicle	Exactly 2	Red	On the rear - center horizontally spaced 150mm (6 in.) to 300mm (12 in.) apart facing rearward
8	Front Clearance Lamps	(P2, PC* or PS, PCP*)	Show vehicle's width	Minimum 2	Yellow	At widest point - symmetrical in the front or near the front facing forward

Width 2032mm (80 in.) or wider AND GVWR 4536 kg (10,000 lb.) or more

DESCRIPTION		MANDATORY REQUIREMENTS				
Area	Conspicuity Treatment	DOT Coding	Quantity	Color	Location	Height
9	Rear Upper Body Markings	DOT-C DOT-C2 DOT-C3 DOT-C4	Exactly 2 pairs of 200mm long strips	White	On the rear upper corners facing rearward	At the top
10	Bumper Bar Marking		Continuous	Red/White	On the rear bumper bar's horizontal element full width - facing rearward	No requirement
11	Rear Lower Body Marking		Continuous	Red/White (see options)	On the rear full width of the vehicle facing rearward	As horizontal as practicable and as close as practicable to the range of 375 to 1525mm from the ground
12	Side Marking		(see location)	Red/White (see options)	Each side - facing sideward continuous, or evenly spaced over minimum of 50% of length starts and ends as close to the front and rear of the vehicle as practicable	As horizontal as practicable and as close as practicable to the range of 375 to 1525mm from the ground

NOTE: The edge of red conspicuity tape shall not be closer than 75 mm to the edge of any amber lamp and the edge of white conspicuity tape shall not be closer than 75 mm to the edge of any lamp.

For more information contact: Transport Canada: Motor Vehicle Safety Enforcement Branch Attention: Marcin Gorzkowski Fax: 613-998-4831  
National Highway Traffic Safety Administration: Office of Safety Performance Standards Attention: Richard Van Idersine Fax: 202-366-4329



# Alphabetical Index



Air Blow Gun Kits .....	165	Lights, LED .....	98-104
Air Horns .....	91-95	Lug Nut Covers.....	6-13
Air Hoses .....	96	Lug Nut Pullers .....	13
Air Valve Extentions .....	59-60	Mirrors .....	114-117
Axle Covers		Brackets and Clamps .....	119
ABS .....	21-24, 48	Convex .....	114
Front.....	26-27	Mud Flap	
One Ton Pick-up Truck.....	49	Hanger Light Brackets.....	72
Rear.....	28-29	Hangers.....	70-71
Replacement Parts .....	25	Hold Downs.....	69
Beauty Rings .....	30	Plates .....	66-68
Boot Brushes .....	82, 166	Permit Holders.....	122
Buffing Wheels .....	154-156	Pigtails .....	105
Bug Screens.....	152-153	Pin Pullers .....	164
Bumper Guides .....	111-112	Plugs.....	105
Bungee Cords .....	166	Polishes .....	158-159
Cable Ties .....	166	Polishing Compounds .....	157
Cleaners .....	158-159	Quarter Fenders .....	83
Clearance Light Guards .....	107	Reflective Products .....	110
Customize.....	89	Seat Savers .....	148-149
Deck Plates .....	137	Shifter Boots.....	150
Displays .....	160	Signs .....	163
Drop Visors.....	88	Simulator Liners .....	59
Extention Cords.....	164	Simulators	
Fans.....	165	Front .....	52-54
Fire Extinguisher .....	165	Index, Heavy Duty .....	50
Fuses .....	108-109	Index, Medium Duty .....	32-33
Grommet Covers .....	107	Medium Duty .....	34-47
Grommets.....	106	Rear.....	55-58
Headlight Visors and Shields .....	113	Spare Parts, Heavy Duty .....	62
Hub Cap and Nut Cover Kits .....	14	Spare Parts, Medium Duty.....	61
Hub Caps		Sleeper Panel Kits.....	137
Front .....	14-17	Stacks.....	85-87
Rear.....	18-20	Steering Wheels .....	146-147
License Plate Frames.....	121	Warning Flags .....	162-163
License Plate Holders .....	123-124	Waxes.....	158-159
Light Bars		Wheel Check List .....	63, 168
One Piece .....	79-81	Wheel Covers.....	51
Rear.....	73-78	Wheel Spinner .....	165
Light Brackets.....	138-143	Winch Bars .....	164
Air Cleaner .....	131-135	Winter Fronts .....	152
Front Bumper .....	129-130	Wiring .....	105
Light Panels, Rear .....	125-128		





# Wheel Number Index

Chevrolet/GM		
Wheel No.	Part No.	Page No.
127-9	237ES	34
127-10	239ES	34
135-9	237ES	34
27756	240ES	35
27772	240ES	35
27775	243ES	35
27992	240ES	35
27994	240ES	35
28177	240ES	35
28374	240ES	35
28603	240ES	35
28680	232S-OL	34
28680	244S-OL	35
29207	243ES	35
29361	235ES	34
29506	239ES	34
29577	240ES	35
29578	240ES	35
29587	240ES	35
29588	235ES	34
29667	243ES	35
50180	232S-OL	35
50180	244S-OL	35
50095	291S-OL	36
50198	258S-OL	36
50198	258-ABS	35

Dodge/International		
Wheel No.	Part No.	Page No.
27756	240ES	38
27772	240ES	38
27992	240ES	38
27994	240ES	38
28177	240ES	38
28374	240ES	38
28603	240ES	38
28680	245S-OL	45
28680	231S-OL	45
29577	240ES	38
29578	240ES	38
29587	240ES	38
29834	234ES-OL	37, 45
29839	234ES-OL	37, 45
29839	234DES-OL	37
29884	234-ABS	37
50180	245S-OL	45
1CM11TRMAA	234DES-OL	37
29195	296S-OL	46

Ford		
Wheel No.	Part No.	Page No.
27756	240ES	40
27772	240ES	40
27992	240ES	40
27994	240ES	40

Ford (continued)		
Wheel No.	Part No.	Page No.
28177	240ES	40
28374	240ES	40
28603	240ES	40
28642*	248S-OL	41
28642*	255S-OL	41
28680	231S-OL	39
28680	245S-OL	41
29001*	248S-OL	41
29001*	255S-OL	41
29186	246ES-OL	41
29577	240ES	40
29578	240ES	40
29579	238ES-OL	40
29581	242ES	40
29583	236ES-OL	40
29584	246ES-OL	41
29586	246ES-OL	41
29587	240ES	40
29745	246ES-OL	41
29837	257S-OL	42
29837	257-ABS	42
29839	234ES-OL	39
29839	234-ABS	39
29884	234ES-OL	39
29884	234-ABS	39
31991	238ES-OL	40
50180	231S-OL	39
50180	245S-OL	41
50275	257S-OL	42
1CM11TRMAA	234ES-OL	39
1CM11TRMAA	234ES-OL	39
50275	257-ABS	42
CK4Z1015A	259-ABS	42
29195	296S-OL	42

Freightliner		
Wheel No.	Part No.	Page No.
28680	244S-OL	43
28680	232S-OL	43
50180	244S-OL	43
50180	232S-OL	43
29195	296S-OL	43

Hino		
Wheel No.	Part No.	Page No.
28680	231S-OL	44
50180	231S-OL	44

Isuzu/Nissan		
Wheel No.	Part No.	Page No.
127-10	239ES	47
127-9	237ES	47
135-11	239ES	47
135-9	237ES	47
28860	237ES	47
29583	236NS-OL	47
29506	239ES	47

22.5" Front		
Wheel No.	Part No.	Page No.
27404	250S	52
27404	297-QM	51
27833	249S	53
28408	250S-OL	53
28408	250S-33	52
28408	297-QM	51
28487	249S	53
28487	249S-OL	54
28487	297-QM	51
28549	250S	52
28624	247S-OL	52
28642	248S-OL	52
28828	250S-OL	53
28828	250S-38	53
28828	297-QM	51
29001	248S-OL	52
50408	250S-33	52
50408	250S-OL	53
50408	250S-33	52
50408	250S-38	53
50408	297-QM	51
50487	249S	53
50487	249S-OL	54
50487	297-QM	51
51408	250S-33	52
51408	297-QM	51

22.5" Rear		
Wheel No.	Part No.	Page No.
27404	251S	55
27404	252S	56
27404	253S-1	59
27404	252SH	57
27833	256S	57
27833	256S-1	59
28408	251S-33	55
28408	251S-38	56
28408	252S-OL	57
28408	252S-33	56
28408	252S-38	56
28408	253S-1	59
28408	252SH	57
28487	256S-OL	58
28487	256S	57
28487	256S-1	59
28549	251S	55
28549	252S	56
28624	254S-OL	55
28642	255S-OL	55
27404	251S	55
28828	251S-33	55
28828	251S-38	56
28828	252S-OL	57
27404	252S	56
28828	252S-33	56
28828	252S-38	56

22.5" Rear (continued)		
Wheel No.	Part No.	Page No.
28828	253S-1	59
28828	252SH	57
29001	255S-OL	55
50408	251S-33	55
50408	251S-38	56
50408	252S-OL	57
50408	252S-33	56
50408	252S-38	56
50408	253S-1	59
50408	252SH	57
50487	256S-OL	58
50487	256S	57
50487	256S-1	59
51408	251S-33	55
51408	252S-33	56
27404	299-QM	51
28408	299-QM	51
28487	299-QM	51
28828	299-QM	51
50408	299-QM	51
50487	299-QM	51
51408	299-QM	51

24.5" Front/ Rear		
Wheel No.	Part No.	Page No.
27406	260S	54
27406	262S	58
27406	261S	58
27406	263S-1	59
28409	260S	54
28409	262S	58
28409	263S-1	59
28410	260S	54
28410	262S	58
28410	261S	58
24810	263S-1	59

\*Front Set Only  
\*\*Rear Set Only










# RoadMaster the products you need

We offer a full range of accessories for Heavy-Duty Trucks, including nut covers, hubcaps, axle and wheel covers, wheel simulators, mirrors, lights, tools and more. We are continually working to bring you the latest truck fashion and cutting edge technology at an economical price.



**Top Deck Plates**



**Buffing Wheels**



**Air Horns**

13813 South Main Street | Los Angeles, California 90061

Phone : 800.299.9600 | 310.767.5900 | Fax : 310.767.5901 | [www.thinkroadmaster.com](http://www.thinkroadmaster.com)