

2016
Catalog



ROADMASTER

QUALITY TRUCK ACCESSORIES





Table of Contents

Wheel Accessories

- Lug Nut Pullers • Lug Nut Sizing Chart
 - Lug Nut Covers • Front Hub Caps • Rear Hub Caps
 - Trailer Hub Caps • Trailer Clips
 - Axle Covers • Simulators

Pages 5 - 40

Mud Flap Accessories / Quarter Fenders

- Top Plates • Bottom Plates • Anti-Sail Brackets • Mud Flap Hangers
 - Cut-Outs • Quarter Fenders
 - Fender Shields

Pages 41 - 52

Chrome Stacks / Drop Visors

- Chrome Stacks • Exhaust Clamps
 - Grill Bars • Drop Visors
 - Custom Orders

Pages 53 - 58

Air Horns

- Train Sounding Horn • Horizontal Horn
 - Dual Horn • Round Horn • Rectangular Horn
 - Emergency Stutter Horn • Horn Covers
 - Air Compressor • Air Hoses

Pages 59 - 66

Lights And Mirrors

- Marker Lights • Stop, Turn, Tail
 - Back Up • Cab Marker Lights • Conspicuity Tape • Grommets
 - Cable Ties • Pig Tails & Wiring Harnesses
 - Bezels • Bumper Guides

Pages 67 - 92

Light Panels And Brackets

- License Plate Frames • Permit Holders • Rear Light Panels • 2 Pc. Light Bars
 - 1 Pc. Light Bars • Front Light Bars • Air Cleaner Lights
 - Sleeper Panel Kits • Top Deck Plates

Pages 93 - 125

Interior

- Steering Wheels
 - Seat Covers
 - Shifter Boots
 - Fuel Tank Covers

Pages 127 - 132

Bug Screens Cleaning And Polishing

- Bug Screens • Winter Fronts • Buffing Wheels
 - Polishing Compounds
 - Mothers Products

Pages 133 - 141

Signs, Safety, Tools And Misc.


- Oversize/Overload Signs • Warning Flags • Fire Extinguisher
 - Warning Light • Two Speed Fan
 - Steering Spinner • Air Hoses
 - Loctite

Pages 143 - 148

Point Of Purchase

- POP Displays • Simulator Work Sheet
- Simulator Index • Federal Light Requirements
- Terms Of Sale • Warranty Policy • Alphabetical Index • Index by PN

Pages 149 - 169



A real person always answers

Instead of your call being answered by a recorded message or working your way through a maze of touch-tone prompts, you'll speak with a friendly person. Our customer service professionals are dedicated to making each and every contact you have with Roadmaster a pleasant and productive experience. We are here to help. Call us Monday through Friday 7:00am - 4:00pm Pacific time **1.800.299.9600**.

Fast, friendly, expert help

Your customer service representative takes your order quickly and accurately, and answers any questions you have along the way. Order with confidence, we work hard to get you exactly what you need, when you need it, but if something doesn't turn out quite right, one call will resolve it.



Experts answer your questions

Our technical support staff is ready to help. You don't need to know a widget from a simulator to find the product that is right for you. One call to Roadmaster's technical support will get you all the information you need to make the best buying decision.

Quality

For 20 years we have been providing the highest quality products possible, in keeping with this philosophy, we inspect all products before leaving our warehouse. We are committed to continuous improvements so our products and service consistently meet the needs of our customers - Order with confidence!




Fast Delivery

When you need it, we deliver. From our dock to your door, you will get the products you need...Fast! All orders for in-stock items typically ship the next business day / within 1-2 business days.

If you need an order expedited, next-day or second-day delivery, just ask your customer service representative for assistance.



Wheel Accessories



Nut Puller Tools
Page 6



Nut Covers
Page 7 - 13



Front Hub Caps
Page 14-15



Rear Hub Caps
Page 16-17



Trailer Hub Caps
Page 17



Axle Covers
Page 18-23



Simulators
Page 24-40

Lug Nut Pullers




100
1-1/2" Lug Nut Puller.
100CD Display Pack.



100CD



101
7/8" to 1-1/2" Adjustable Lug Nut Puller.
101CD Display Pack.



102
1/2" to 3/4" Lug Nut Puller.
102CD Display Pack.



217P-T
1-3/4" ID x 11-3/4" Tool for threaded nut covers.



Lug Nut Covers

Roadmaster lug nut covers enhance the appearance of your truck and help protect the exposed lug nuts from corrosion.

They are available in Chrome, Stainless Steel and ABS Plastic in a variety of styles and sizes. Nut covers are available in standard bulk box quantities that lends itself to warehouse storage, ease of handling and larger fleet purchases. We also offer all our nut covers in high quality retail packaging. Retail packaging will increase sales by displaying a variety of our most popular nut covers in your store. All our packaging is pre-labeled with UPC barcode for ease of sale and inventory control.



CHROME	PART NUMBER	PAGE
7/16"	185	12
1/2"	155	12
9/16"	150	12
5/8"	145	12
11/16"	140	12
3/4"	135,136	12
7/8"	131	12
15/16"	130	12
1"	126	11
1-1/16"	125	11
1-1/8"	120	11
1-1/4"	115	11
1-1/2"	105	8
1-1/2"	107, 108, 109	8
1-1/2"	110	9
33mm	111	9
33mm	111A, 111B, 111R	9
38mm	104	8

STAINLESS STEEL	PART NUMBER	PAGE
13/16"	133S, 133SF	12
7/8"	131S	12
1"	126S-1, 126S-2	11
1-1/16"	125S, 125SF	11
1-1/8"	120SF	11
1-1/2"	105S	8
1-1/2"	110S	9
22mm	132S	12
30mm	113S	11
32mm	114S	11
33mm	111S	9
38mm	104S	8
41mm	103S-1	8

ABS PLASTIC	PART NUMBER	PAGE
7/16"	P010	13
1/2"	P012	13
1/2"	P028	13
9/16"	P014, P030	13
11/16"	P036	13
3/4"	P018	13
3/4"	P032	13
7/8"	P040	13
15/16"	P042	13
1-1/2"	110P	8
1-1/2"	110PP	9
1-1/2"	110XTP	9
3/8", 10mm	P024	13
13mm	P028	13
14mm	P030	13
15mm	P034	13
17mm	P036	13
30mm	P046	13
32mm	111PFL	10
32mm	111PFL-A	10
32mm	111PFL-B	10
32mm	111PFL-R	10
33mm	111P	9
33mm	111PFL	10
33mm	111PFL-A	10
33mm	111PFL-B	10
33mm	111PFL-R	10
33mm	112P	10
33mm	111PC	10
33mm	112PP	11
33mm	112PT	11
33mm	112PF	10
33mm	111PFL-PP	10
38mm	104P	8

Lug Nut Covers



103S-1
41mm x 2"
Stainless steel round top
nut cover.
103S-1CD 10 per pack.

Bulk Pack: 500



104
38mm x 2-5/8"
Chrome nut cover
with flange.
104-10 10 per pack.

Bulk Pack: 500



104P
38mm x 2-3/4"
Chrome ABS nut cover
with flange.
104P-10 10 per pack.

Bulk Pack: 500



104S
38mm x 2-5/8"
Stainless steel round top
nut cover.
104S-10 10 per pack.

Bulk Pack: 500



105
1-1/2" x 1-1/2"
Chrome nut cover.
105-10 10 per pack.
105-20 20 per pack.

Bulk Pack: 500



105S
1-1/2" x 1-1/2"
Stainless steel nut cover.
105S-10 10 per pack.
105S-20 20 per pack.

Bulk Pack: 500



110P
1-1/2" x 2-1/2"
Chrome ABS nut cover.
110P-10 10 per pack.
110P-20 20 per pack.
110P-60 60 per pack - lug nut tool included.

Bulk Pack: 500



107
1-1/2" x 2"
Blue top reflector nut cover.
107-10 10 per pack.
107-20 20 per pack.

Bulk Pack: 500



108
1-1/2" x 2"
Amber top reflector nut cover.
108-10 10 per pack.
108-20 20 per pack.

Bulk Pack: 500



109
1-1/2" x 2"
Red top reflector nut cover.
109-10 10 per pack.
109-20 20 per pack.

Bulk Pack: 500



Lug Nut Covers



110

1-1/2" x 2"

Chrome nut cover.

110-10 10 per pack.

110-20 20 per pack.

110-60 60 per pack - lug nut tool included.

Bulk Pack: 500



110PP

1-1/2" x 4-1/4"

Chrome ABS **push-on** nut cover.

110PP-10 10 per pack.

Bulk Pack: 200



110S

1-1/2" x 2"

Stainless steel nut cover.

110S-10 10 per pack.

110S-20 20 per pack.

Bulk Pack: 500



110XTP

1-1/2" x 3-1/8"

Chrome ABS nut cover.

110XTP-10 10 per pack.

Bulk Pack: 200



111P

33mm x 2-1/2"

Chrome ABS nut cover.

111P-10 10 per pack.

111P-20 20 per pack.

111P-60 60 per pack - lug nut tool included.

Bulk Pack: 500



111

33mm x 2-1/4"

Chrome nut cover.

111-10 10 per pack.

111-20 20 per pack.

111-60 60 per pack
- lug nut tool included.

Bulk Pack: 500



111S

33mm x 2-1/4"

Stainless steel nut cover.

111S-10 10 per pack.

111S-20 20 per pack.

Bulk Pack: 500



111A

33mm x 2-1/8"

Amber top reflector nut cover with flange.

111A-10 10 per pack.

111A-20 20 per pack.

Bulk Pack: 500



111B

33mm x 2-1/8"

Blue top reflector nut cover with flange.

111B-10 10 per pack.

111B-20 20 per pack.

Bulk Pack: 500



111R

33mm x 2-1/8"

Red top reflector nut cover with flange.

111R-10 10 per pack.

111R-20 20 per pack.

Bulk Pack: 500

Lug Nut Covers



111PC

33mm x 3-1/2"

Chrome ABS cross top nut cover.

111PC-10 10 per pack.

111PC-60 60 per pack - lug nut tool included.

Bulk Pack: 200



111PFL

33/32mm x 2-3/4"

Chrome ABS **threaded** nut cover.

111PFL-10 10 per pack.

111PFL-60 60 per pack - lug nut tool included.

Bulk Pack: 250



111PFL-A

33/32mm x 2-7/8"

Amber top reflector
ABS **threaded**
nut cover.

111PFL-A-10
10 per pack.

111PFL-B

33/32mm x 2-7/8"

Blue top reflector
ABS **threaded**
nut cover.

111PFL-B-10
10 per pack.

111PFL-R

33/32mm x 2-7/8"

Red top reflector
ABS **threaded**
nut cover.

111PFL-R-10
10 per pack.

Bulk Pack: 250



111PFL-PP

33/32mm x 4-3/4"

Pointed chrome **threaded** ABS nut cover.

111PFL-PP-60 60 per pack - lug nut tool included.

Bulk Pack: 200



112P

33mm x 3-1/16"

Chrome ABS nut cover.

112P-10 10 per pack.

112P-60 60 per pack - lug nut tool included.

Bulk Pack: 200



112PF

33mm x 4-1/8"

Soaring flame design. Chrome ABS nut cover.

112PF-10 10 per pack.

112PF-60 60 per pack - lug nut tool included.

Bulk Pack: 200



Lug Nut Covers



112PP
33mm x 4-1/4"
Chrome ABS **push-on**
nut cover.
112PP-10 10 per pack.

Bulk Pack: 200



112PT
33mm x 4-1/4"
Chrome ABS **threaded**
nut cover.
112PT-10 10 per pack.

Bulk Pack: 200



113S
30mm x 1-11/16"
Stainless steel nut cover
with flange fits: Ford 1995 to
current, GM (Kodiak) 1991 to
current.
113SCD 10 per pack.

Bulk Pack: 500



114S
32mm x 1-11/16"
Stainless steel nut cover
with flange fits Ford 1991
to 1995 & International
1991-to current.
114SCD 10 per pack.

Bulk Pack: 500



115
1-1/4" x 1-3/8"
Chrome nut cover.
115CD 10 per pack.

Bulk Pack: 500



120
1-1/8" x 1-1/4"
Chrome nut cover.
120CD 10 per pack.

Bulk Pack: 500



120SF
1-1/8" x 1-3/4"
Stainless steel nut
cover with flange.
120SFCD 10 per pack.

Bulk Pack: 500



125SF
1-1/16" x 1-3/4"
Stainless steel nut cover
with flange, fits: Ford Super
Duty, 1984 to 1993.
125SFCD 10 per pack.

Bulk Pack: 500



125
1-1/16" x 1-1/4"
Chrome nut cover.
125CD 10 per pack.

Bulk Pack: 500



125S
1-1/16" x 1-1/4"
Stainless steel nut cover fits:
Ford Super Duty, 1984 to 1993.
125SCD 10 per pack.

Bulk Pack: 500



126
1" x 1-5/16"
Chrome nut cover.
126CD 10 per pack.

Bulk Pack: 500



126S-1
1" x 1-1/4"
Stainless steel nut cover.
126S-1CD 10 per pack.

Bulk Pack: 100



126S-2
1" x 2-1/8"
Stainless steel nut cover.
126S-2CD 10 per pack.

Bulk Pack: 100

Lug Nut Covers



130
15/16" x 1-3/16"
Chrome nut cover.
130CD 10 per pack.

Bulk Pack: 1,000



131
7/8" x 1-3/16"
Chrome nut cover.
131CD 10 per pack.

Bulk Pack: 1,000



131S
7/8" x 1-3/16"
Stainless steel nut cover,
fits: Ford Super Duty,
1992 to current.
131SCD 10 per pack.

Bulk Pack: 1,000



132S
22mm x 1-1/4"
Stainless steel nut cover with
flange fits: GMC dualies (also
fits: 7/8" nut, Ford Super Duty,
1999 to current).
132SCD 10 per pack.

Bulk Pack: 1,000



133S
13/16" x 1-3/16"
Stainless steel nut cover,
fits: Ford.
133SCD 10 per pack.

Bulk Pack: 100



133SF
13/16" x 1-3/4"
Stainless steel nut cover
with flange fits: Ford.
133SFCD 10 per pack.

Bulk Pack: 100



135
3/4" x 3/4"
Chrome nut cover.
135CD 10 per pack.

Bulk Pack: 1,000




136
3/4" x 3/4"
Chrome nut cover with flange.
136CD 10 per pack.

Bulk Pack: 1,000



140
1 1/16" x 3/4"
Chrome nut cover.
140CD 10 per pack.

Bulk Pack: 1,000



145
5/8" x 9/16"
Chrome nut cover.
145CD 10 per pack.

Bulk Pack: 1,000



150
9/16" x 9/16"
Chrome nut cover.
150CD 10 per pack.

Bulk Pack: 1,000



155
1/2" x 3/8"
Chrome nut cover.
155CD 10 per pack.

Bulk Pack: 1,000



185
7/16" x 3/8"
Chrome nut cover.
185CD 10 per pack.

Bulk Pack: 1,000



Lug Nut Covers



P010
7/16" x .735"
Chrome ABS nut cover.
P010-10 10 per pack.

Bulk Pack: 500



P012
1/2" x .933"
Chrome ABS nut cover.
P012-10 10 per pack.

Bulk Pack: 500



P014
9/16" x .933"
Chrome ABS nut cover.
P014-10 10 per pack.

Bulk Pack: 500



P018
3/4" x 1.339"
Chrome ABS nut cover.
P018-10 10 per pack.

Bulk Pack: 500



P024
3/8" & 10mm x .334"
Chrome ABS nut cover.
P024-10 10 per pack.

Bulk Pack: 500



P028
1/2" & 13mm x .642"
Chrome ABS nut cover.
P028-10 10 per pack.

Bulk Pack: 500



P030
9/16" & 14mm x .695"
Chrome ABS nut cover.
P030-10 10 per pack.

Bulk Pack: 500



P032
3/4" x .686"
Chrome ABS bumper button.
P032-10 10 per pack.

Bulk Pack: 1,000



P034
5/8" & 15mm x .954"
Chrome ABS nut cover.
P034-10 10 per pack.

Bulk Pack: 500



P036
11/16" & 17mm x .968"
Chrome ABS nut cover.
P036-10 10 per pack.

Bulk Pack: 500



P040
7/8" x 1-1/4"
Chrome ABS frame bolt cover.
P040-10 10 per pack.

Bulk Pack: 500



P042
15/16" x 1-9/16"
Chrome ABS frame
bolt cover.
P042-10 10 per pack.

Bulk Pack: 500



P046
30mm x 1-5/8"
Chrome ABS huck rivet cover.
P046-10 10 per pack.

Bulk Pack: 500

Front Hub Caps



200
8-23/32" - Chrome front hub cap with no notches cut-out, for **Steel Wheels** only.
200CD Chrome in display pack.

200S
Stainless steel.
200SCD Stainless steel in display pack.

Bulk Pack: 50 Display Pack: 6



204
8-23/32" - Chrome front hub cap with 5 notch cutout & 3/8" lip for **Steel Wheels** only.
204CD Chrome in display pack.

204S
Stainless steel.
204SCD Stainless steel in display pack.

Bulk Pack: 50 Display Pack: 6



203
8-23/32" - Chrome front hub cap with 4 notch cutout, for **Steel Wheels** only.
203CD Chrome in display pack.

203S
Stainless steel.
203SCD Stainless steel in display pack.

Bulk Pack: 50 Display Pack: 6



205
8-23/32" - Chrome front hub cap for **Aluminum Wheels** with 6 multi-notch cutout & 3/4" lip, fits: 4, 5, & 6 notch hub.
205CD Chrome in display pack.

205S
Stainless steel.
205SCD Stainless steel in display pack.

Bulk Pack: 50 Display Pack: 6



203-2
8-23/32" - Pointed chrome front hub cap with 4 notch cut-out, for **Steel Wheels** only.
203CD-2 Chrome in display pack.

203S-2
Stainless steel.
203SCD-2 Stainless steel in display pack.

Bulk Pack: 50 Display Pack: 6



205-1
8-23/32" Chrome front hub cap for **Aluminum Wheels** with 6 multi-notch cutout, 3/4" lip and 1-3/8" extended height fits: 4, 5, & 6 notch hub.

205-1CD Chrome in display pack.

205S-1
Stainless steel.
205S-1CD Stainless steel in display pack.

Bulk Pack: 50 Display Pack: 6



205-2
8-23/32" Pointed Chrome front hub cap for **Aluminum Wheels** with 6 multi-notch cutout, 3/4" lip and 1-3/8" extended height fits: 4, 5, & 6 notch hub.
205-2CD Chrome in display pack.

Bulk Pack: 50 Display Pack: 6



Our exclusive hub cap packaging looks great and sells product. Look for the letters "CD" behind the part number for packaged products.

Did You Know?

There are two basic front hub caps that cover most applications...




Reduce your inventory and frustration trying to fit the correct hub cap.

Aluminum Wheels use 205 series.
Steel Wheels use 208 series.

These front hub caps are universal and fit most 4, 5, and 6 hub guides.



Front Hub Caps



205H-1
8-23/32" - Chrome front hub cap for **Aluminum Wheels** with 6 multi-notch cutout, 3/4" lip and 1-3/8" extended height, fits: 4, 5, & 6 notch hub.
205H-1CD Chrome in display pack.

Bulk Pack: 50 Display Pack: 6



206
8-23/32" - Chrome front hub cap for **Aluminum Wheels**, with 3/4" lip, no notch cutout.
206CD Chrome in display pack.

Bulk Pack: 50 Display Pack: 6



207
8-23/32" - Chrome front hub cap with 6 notch cutout even space cutout, 5/8" lip with 3/4" extended height for **Steel Wheels** only.
207CD Chrome in display pack.

207S
Stainless steel.
207SCD Stainless steel in display pack.

Bulk Pack: 50 Display Pack: 6

Front Hub Caps - Spring Steel Clips



201
Spring Steel clips for front hub cap.
4 each per bag.



208
8-23/32" - Chrome front hub cap with 6 multi-notch cutout, 3/8" mounting lip for **Steel Wheels** only, fits: 4, 5, & 6 notch hub.
208CD Chrome in display pack.

208S
Stainless steel.
208SCD Stainless steel in display pack.


Bulk Pack: 50 Display Pack: 6



208-2
8-23/32" - Pointed Chrome front hub cap with 6 multi-notch cutout, 3/8" mounting lip for **Steel Wheels** only, fits: 4, 5, & 6 notch hub.
208CD-2 Chrome in display pack.

208S-2
Stainless steel.
208SCD-2 Stainless steel in display pack.

Bulk Pack: 50 Display Pack: 6



208H
8-23/32" - Chrome front hub cap with 6 multi-notch cutout, 3/8" mounting lip for **Steel Wheels** only, fits: 4, 5, & 6 notch hub.
208HCD Chrome in display pack.

208SH
Stainless steel.
208SHCD Stainless steel in display pack.

Bulk Pack: 50 Display Pack: 6



209
8-23/32" - Chrome front hub cap with 6 multi-notch cutout, 3/8" mounting lip, with 1/2" extended height for **Steel Wheels** only, fits: 4, 5, & 6 notch hub.
209CD Chrome in display pack.

209S
Stainless steel.
209SCD Stainless steel in display pack.

Bulk Pack: 50 Display Pack: 6


Rear Hub Caps



300
Fits 7-1/4" diameter axle with twelve 1/2" studs or eight 9/16" studs. Chrome (ID 7-1/4").
300CD Chrome in display pack.

300S
Stainless steel.
300SCD Stainless steel in display pack.


Bulk Pack: 50 Display Pack: 6



300-2
Fits 7-1/4" diameter axle with twelve 1/2" studs or eight 9/16" studs. Pointed chrome (ID 7-1/4").
300CD-2 Chrome in display pack.

300S-2
Stainless steel.
300SCD-2 Stainless steel in display pack.

Bulk Pack: 50 Display Pack: 6



305
Fits 7-1/4" diameter axle with twelve 1/2" studs or eight 9/16" studs. Chrome w/hub hole (ID 7-1/4").
305CD Chrome in display pack.

Bulk Pack: 50 Display Pack: 6



310
Fits 8-1/2" diameter axle with eight 5/8" studs. Chrome (ID 8").
310CD Chrome in display pack.

310S
Stainless steel.
310SCD Stainless steel in display pack.


Bulk Pack: 50 Display Pack: 6



310-2
Fits 8-1/2" diameter axle with eight 5/8" studs. Pointed chrome (ID 8").
310CD-2 Chrome in display pack.

310S-2
Stainless steel.
310SCD-2 Stainless steel in display pack.

Bulk Pack: 50 Display Pack: 6



315
Fits 8-1/2" diameter axle with eight 5/8" studs. Chrome w/hub hole (ID 8").
315CD Chrome in display pack.

315S
Stainless steel.
315SCD Stainless steel in display pack.

Bulk Pack: 50 Display Pack: 6



320
Fits 8-1/2" diameter axle with eight 3/4" studs. Chrome (ID 8-1/8").
320CD Chrome in display pack.

320S
Stainless steel.
320SCD Stainless steel in display pack.

Bulk Pack: 50 Display Pack: 6



320-2
Fits 8-1/2" diameter axle with eight 3/4" studs. Chrome (ID 8-1/8").
320CD-2 Chrome in display pack.


320S-2
Stainless steel.
320SCD-2 Stainless steel in display pack.

Bulk Pack: 50 Display Pack: 6





Rear Hub Caps



325
Fits 8-1/2" diameter axle with eight 3/4" studs. Chrome w/hub hole (ID 8-1/8").
325CD Chrome in display pack.

Bulk Pack: 50 Display Pack: 6



326
Fits 8-1/8" diameter axle with eight 3/4" studs for International. Chrome (ID 8-1/8").
326CD Chrome in display pack.


326S
Stainless steel.
326SCD Stainless steel in display pack.

Bulk Pack: 50 Display Pack: 6



328
Fits 8-9/16" diameter Mack 44,00lbs. axle and CH series. Chrome (ID 8-1/2").
328CD Chrome in display pack.

Bulk Pack: 50 Display Pack: 6



329
Fits mid size truck, chrome (ID 6-1/2").
329CD Chrome in display pack.

Bulk Pack: 50 Display Pack: 6

Did You Know?

Rear Hub caps fit by friction over nuts holding the axle's oil cap...

In order to fit the correct hub cap, check to see how many studs and the size of the nuts. The two most popular rear hub caps are the 310 and 320.

8 studs, 5/8" nut - Use part 310

8 studs, 3/4" nut - Use part 320

TIP: If the rear hub cap is a little loose or too tight, check the nut corners and slightly adjust outward for a tighter fit or inward for a secure fit.



Trailer Cap

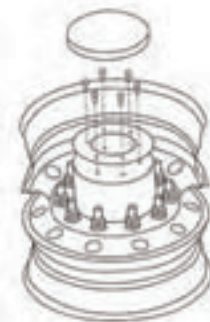



330
Chrome trailer hub cap with clips (ID 9-1/4").
330CD Chrome in display pack.

330S
Stainless steel.
330SCD Stainless steel in display pack.

Trailer Hub Bracket

332
Bracket for Trailer Axle to hold (ID 8") hub cap part number 310.
332CD Display pack.



Trailer Clips

333
Spring steel clips to hold 7-1/4" diameter hub cap part number 300 (3 pack).

334
Spring steel clips to hold 8" diameter hub cap part number 310 (3 pack).



335
3/8" bolt hole spring steel clips part number 310 (3 pack).

337 Bolt Kit
Consist of 3 Spring Steel Clips, 3 Galvanized Sleeves, 6 Slot Washers, 3 Galvanized Hex Bolts (use 328 Rear Hub Cap). Fits: 340-4195 Oil Cap.



340-4195 Oil Cap

Clip installed

Cap installed

ABS Axle Covers



Front ABS Axle Covers

ABS chrome front wheel axle cover with removable hub cap and pointed threaded nut covers. Fits: 33mm 10 lug hub piloted, steel or aluminum wheels 20" / 22.5" / 24.5".

214PP



217P



Replacement Nut Covers

111PFL-PP
Chrome ABS
Threaded
Nut Cover
33mm x 4.75".



111PFL
Chrome ABS
Threaded
Nut Cover
33mm x 2.75".
Also available
with reflector
top Amber,
Blue, Red.




217P-T
Nut Cover Tool
for 111PFL Series.



Rear ABS Axle Covers

ABS chrome rear wheel axle cover with removable hub cap and pointed threaded nut covers. Fits: 33mm 10 lug hub piloted, steel or aluminum wheels 20" / 22.5" / 24.5".

337PP



344P




Did You Know?

ABS axle covers can be used with 33mm and 1-1/2" Push-On style nut covers.



217S-3

Stainless steel retainer rings (1 pair).



Remove two lug nuts from the wheel, on opposite sides. Place the rim protector, followed by the ABS axle cover over the existing lug nuts. Replace the two lug nuts, using the supplied **retainer ring** to secure the axle cover to the wheel. Torque the nuts as usual to complete the installation.

Must specify push-on nut cover when ordering. Please contact Customer Service (800) 299-9600 for assistance.

Replacement Caps



214PP-1

Front replacement cap for ABS Axle cover 214PP.



337PP-1

Rear replacement cap for ABS Axle cover 337PP.



217P-1

Front replacement cap for ABS Axle cover 217P.



344P-1

Rear replacement cap for ABS Axle cover 344P.



Front Axle Covers

Two-Piece Front Wheel Axle Cover With Beauty Ring



Chrome Part #	Stainless Steel Part #	Fits Wheel(s)	Lugs	Nut Size	Bolt Pattern (center to center)	Beauty Ring (small hole)	Beauty Ring (large hole)	Removable Hub Cap	Wheel Type
210	210S	20", 22.5", 24.5"	10	1.5"	11.25"/285mm	39mm	44mm	No	Steel Only
210-353	210S-353S	20", 22.5", 24.5"	8	33mm	11.25"/285mm	32mm	48mm	No	Steel or Aluminum
210-354	210S-354S	20", 22.5", 24.5"	10	33mm/38mm*	11.25"/285mm	32mm	48mm	No	Steel or Aluminum
210-360	210S-360S	20", 22.5", 24.5"	10	1.5"	11.25"/285mm	39mm	44mm	No	Aluminum Only
	239S-8	19.5"	8	30mm/32mm/33mm	10-7/8"/275mm	29mm	46mm	Yes	Steel or Aluminum

* For 38mm application, must remove all lug nuts for installation

Chrome Part Number	210	210-353	210-354	210-360
Use this chart or the one above to choose the two-piece front wheel axle cover with beauty ring that's right for your truck.				
Stainless Part Number	210S	210S-353S	210S-354S	210S-360S

Three-Piece Front Wheel Axle Cover With Pointed Removable Cap



Chrome Part #	Stainless Steel Part #	Fits Wheel(s)	Lugs	Nut Size	Bolt Pattern (center to center)	Beauty Ring (small hole)	Beauty Ring (large hole)	Removable Hub Cap	Wheel Type
214-353	214S-353S	20", 22.5", 24.5"	8	33mm	11.25"/285mm	32mm	48mm	320-2/320S-2	Steel or Aluminum
214-354	214S-354S	20", 22.5", 24.5"	10	33mm/38mm*	11.25"/285mm	32mm	48mm	320-2/320S-2	Steel or Aluminum
214-355	214S-355S	20", 22.5", 24.5"	10	1.5"	11.25"/285mm	39mm	44mm	320-2/320S-2	Steel Only
214-360	214S-360S	20", 22.5", 24.5"	10	1.5"	11.25"/285mm	39mm	44mm	320-2/320S-2	Aluminum Only

* For 38mm application, must remove all lug nuts for installation

Chrome Part Number	214-353	214-354	214-355	214-360
Use this chart or the one above to choose the three-piece front wheel axle cover with removable cap that's right for your truck.				
Stainless Part Number	214S-353S	214S-354S	214S-355S	214S-360S

Bulk Pack: 8 each per case



Three-Piece Front Wheel Axle Cover With Removable Cap

215-354



Chrome Part #	Stainless Steel Part #	Fits Wheel(s)	Lugs	Nut Size	Bolt Pattern (center to center)	Beauty Ring (small hole)	Beauty Ring (large hole)	Removable Hub Cap	Wheel Type
215	215S	20", 22.5", 24.5"	10	1.5"	11.25"/285mm	39mm	44mm	320/320S	Steel Only
215-353	215S-353S	20", 22.5", 24.5"	8	33mm	11.25"/285mm	32mm	48mm	320/320S	Steel or Aluminum
215-354	215S-354S	20", 22.5", 24.5"	10	33mm/38mm*	11.25"/285mm	32mm	48mm	320/320S	Steel or Aluminum
215-360	215S-360S	20", 22.5", 24.5"	10	1.5"	11.25"/285mm	39mm	44mm	320/320S	Aluminum Only

* For 38mm application, must remove all lug nuts for installation

Chrome Part Number	215	215-353	215-354	215-360
Use this chart or the one above to choose the three-piece front wheel axle cover with removable cap that's right for your truck.				
Stainless Part Number	215S	215S-353S	215S-354S	215S-360S

Three-Piece Front Wheel Axle Cover With Hub Hole Removable Cap

216



Chrome Part #	Stainless Steel Part #	Fits Wheel(s)	Lugs	Nut Size	Bolt Pattern (center to center)	Beauty Ring (small hole)	Beauty Ring (large hole)	Removable Hub Cap	Wheel Type
216	-	20", 22.5", 24.5"	10	1.5"	11.25"/285mm	39mm	44mm	325	Steel Only
216-353	-	20", 22.5", 24.5"	8	33mm	11.25"/285mm	32mm	48mm	325	Steel or Aluminum
216-354	-	20", 22.5", 24.5"	10	33mm/38mm*	11.25"/285mm	32mm	48mm	325	Steel or Aluminum
216-360	-	20", 22.5", 24.5"	10	1.5"	11.25"/285mm	39mm	44mm	325	Aluminum Only


* For 38mm application, must remove all lug nuts for installation

Chrome Part Number	216	216-353	216-354	216-360
Use this chart or the one above to choose the three-piece front wheel axle cover with removable cap that's right for your truck.				



Rear Axle Covers

337-354




Three-Piece Rear Axle Cover With Pointed Removable Cap

Chrome Part #	Stainless Steel Part #	Fits Wheel(s)	Lugs	Nut Size	Bolt Pattern (center to center)	Beauty Ring (small hole)	Beauty Ring (large hole)	Removable Hub Cap	Wheel Type
337-353	337S-353S	20", 22.5", 24.5"	8	33mm	11.25"/285mm	32mm	48mm	320-2/320S-2	Steel or Aluminum
337-354	337S-354S	20", 22.5", 24.5"	10	33mm/38mm*	11.25"/285mm	32mm	48mm	320-2/320S-2	Steel or Aluminum
337-355	337S-355S	20", 22.5", 24.5"	10	1.5"	11.25"/285mm	39mm	44mm	320-2/320S-2	Steel Only
337-360	337S-360S	20", 22.5", 24.5"	10	1.5"	11.25"/285mm	39mm	44mm	320-2/320S-2	Aluminum Only


Chrome Part Number	337-353	337-354	337-355	337-360
Use this chart or the one above to choose the three-piece rear axle cover with removable cap that's right for your truck.				
Stainless Part Number	337S-353S	337S-354S	337S-355S	337S-360S

One & Two Piece Stainless Steel Rear Wheel Axle Cover With Unitized Beauty Ring

338SH



338S



339S

Stainless Steel Part #	1-Piece or 2-Piece	Fits Wheel(s)	Lugs	Nut Size	Bolt Pattern (center to center)	Beauty Ring (small hole)	Beauty Ring (large hole)	Removable Hub Cap	Wheel Type
338S	2 Piece	20", 22.5", 24.5"	10	1.5" /33mm/38mm*	11.25"/285mm	39mm	46mm	338S-2S	Steel or Aluminum
338SH	2 Piece	20", 22.5", 24.5"	10	1.5" /33mm/38mm*	11.25"/285mm	38mm	46mm	339S-2	Steel or Aluminum
338S-1	2 Piece	20", 22.5", 24.5"	10	1.5"	11.25"/285mm	39mm	46mm	338S-2S	Aluminum Only
339S	1 Piece	20", 22.5", 24.5"	10	1.5" /33mm/38mm*	11.25"/285mm	39mm	46mm	No	Steel Only
339S-1	1 Piece	20", 22.5", 24.5"	10	1.5"	11.25"/285mm	39mm	46mm	No	Aluminum Only
339S-8	1 Piece	19.5"	8	30mm/32mm/33mm	10-7/8"/275mm	25mm	47mm	No	Steel or Aluminum

Stainless Part Number	338S / 339S	338SH	338S-1 / 339S-1	339S-8
Use this chart or the one above to choose the one or two-piece rear axle cover with unitized beauty ring that's right for your truck.				


Bulk Pack: 4 each per case

* For 38mm application, must remove all lug nuts for installation

Rear Axle Covers




Three-Piece Rear Wheel Axle Cover With Removable Cap



Chrome Part #	Stainless Steel Part #	Fits Wheel(s)	Lugs	Nut Size	Bolt Pattern (center to center)	Beauty Ring (small hole)	Beauty Ring (large hole)	Removable Hub Cap	Wheel Type
340	340S	20", 22.5", 24.5"	10	1.5"	11.25"/285mm	39mm	44mm	320/320S	Steel Only
341	341S	20", 22.5", 24.5"	10	1.5"	11.25"/285mm	39mm	44mm	320/320S	Aluminum Only
340-353	340S-353S	20", 22.5", 24.5"	8	33mm	11.25"/285mm	32mm	48mm	320/320S	Steel or Aluminum
340-354	340S-354S	20", 22.5", 24.5"	10	33mm/38mm*	11.25"/285mm	32mm	48mm	320/320S	Steel or Aluminum
350-354		20", 22.5", 24.5"	10	33mm	11.25"/285mm	32mm	48mm	325	Steel or Aluminum
350-355		20", 22.5", 24.5"	10	1.5"	11.25"/285mm	39mm	44mm	325	Steel Only
351-360		20", 22.5", 24.5"	10	1.5"	11.25"/285mm	39mm	44mm	325	Aluminum Only

Chrome Part Number	340	341	340-353	340-354	350-354	350-355	351-360
Use this chart or the one above to choose the three-piece rear axle cover with removable cap that's right for your truck.							
Stainless Part Number	340S	341S	340S-353S	340S-354S			



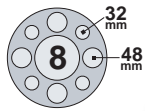
Two-Piece Rear Axle Cover With Beauty Ring

Chrome Part #	Stainless Steel Part #	Fits Wheel(s)	Lugs	Nut Size	Bolt Pattern (center to center)	Beauty Ring (small hole)	Beauty Ring (large hole)	Removable Hub Cap	Wheel Type
345	345S	20", 22.5", 24.5"	10	1.5"	11.25"/285mm	39mm	44mm	No	Steel Only
346	346S	20", 22.5", 24.5"	10	1.5"	11.25"/285mm	39mm	44mm	No	Aluminum Only
345-353	345S-353S	20", 22.5", 24.5"	8	33mm	11.25"/285mm	32mm	48mm	No	Steel or Aluminum
345-354	345S-354S	20", 22.5", 24.5"	10	33mm/38mm*	11.25"/285mm	32mm	48mm	No	Steel or Aluminum

Chrome Part Number	345	346	345-353	345-354
Use this chart or the one above to choose the two-piece rear axle cover with beauty ring that's right for your truck.				
Stainless Part Number	345S	346S	345S-353S	345S-354S

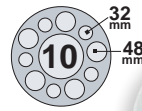
* For 38mm application, must remove all lug nuts for installation

Bulk Pack: 4 each per case



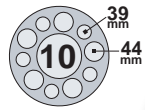
353-338
Chrome.

353S-338S
Stainless Steel.



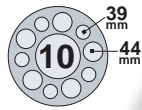
354-3310
Chrome.

354S-3310S
Stainless Steel.



355
Chrome.

355S
Stainless Steel.



360
Chrome.

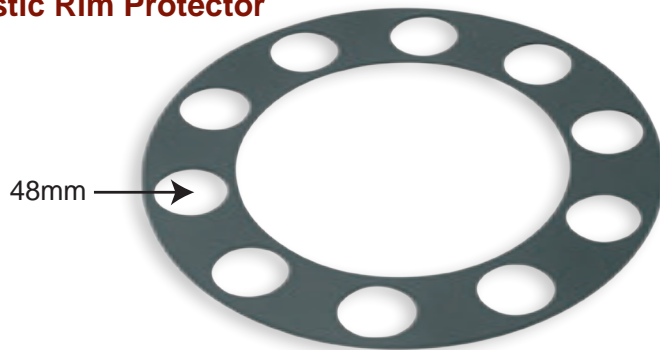
360S
Stainless Steel.



Chrome Part #	Stainless Steel Part#	Fits Wheel(s)	Lugs	Nut Size	Bolt Pattern (center to center)	Beauty Ring (small hole)	Beauty Ring (large hole)	Hub Type	Wheel Type
353-338	353S-338S	20", 22.5", 24.5"	8	33mm	11.25"/285mm	32mm	48mm	Hub Piloted	Steel or Aluminum
354-3310	354S-3310S	20", 22.5", 24.5"	10	33mm/38mm*	11.25"/285mm	32mm	48mm	Hub Piloted	Steel or Aluminum
355	355S	20", 22.5", 24.5"	10	1.5"	11.25"/285mm	39mm	44mm	Stud Piloted	Steel Only
360	360S	20", 22.5", 24.5"	10	1.5"	11.25"/285mm	39mm	44mm	Stud Piloted	Aluminum Only/Tapered

* For 38mm application, must remove all lug nuts for installation

Plastic Rim Protector



365
20" / 22.5" / 24.5" Plastic rim protector for stud piloted wheel;
fits: 1-1/2" nut, 10 hole, 11.25" bolt pattern 48mm holes.
(Use for Installation Only).

Did You Know?

The Rim Protector helps prevent damage to the wheel.

Scratched wheels look unsightly and can be expensive to repair. To help prevent damage, use Roadmaster part number 365 rim protector while changing tires or removing wheels. It is an inexpensive way to help prevent the impact tool from damaging the finish on the wheels.

Tip: The rim protector is made of durable plastic and can be reused multiple times.

Bulk Pack: 100 each per case



16" x 6"



Front

Rear

24pcs

237ES

16" X 6" **Medium Duty**, fits ISUZU NPR / UD, 6 lug 6 hand hole, 41mm lug nut covers. Topy wheel, under the lug. 1996-Current.

16" x 6"



Front

Rear

16 pcs

236NS-OL

16" x 6" **Medium Duty**, fits Nissan 1800UD 8 lugs, 4 hand holes. 1981-Current.

19.5" x 6"



Front

Rear

24pcs

239ES

19.5" x 6" **Medium Duty**, fits ISUZU NQR, FRR, 6 lug 6 hand hole, 41mm lug nut covers, under the lug. 1999-Current.



1 Ton Pick-Up Truck Axle Covers

Fits: 16" & 16.5" Wheels.

Stainless Steel 8 lug axle cover for Dodge, Ford and GMC, fits 6.5" bolt pattern and 5-1/16" bore hole, 1984-1998. E350 and E450 2008-Current. Includes retainer ring.



233SF-ES



**233SFH-ES Front
With Hub Hole, 4WD**



**233SR-ES
Rear**

19.5" x 6.75"



Front

Rear



16pcs

16pcs

231S-OL

19.5" x 6.75" **Medium Duty**, fits Lo-Pro Ford, International and Freightliner. 8 lug 4 hand hole, 41mm lug nut covers with 22mm studs, over the lug. 2003-Current.

19.5" x 6"



Front

Rear



20 pcs

234ES-OL

19.5" x 6" **Medium Duty**, fits F450-F550-F650 Ford Series LCS 2WD-4WD. 10 lug 5 hand hole, over the lug. 2005-Current.




16" x 6"



Front

Rear



16 pcs



236ES-OL

16" x 6" **Medium Duty**, fits Ford F-350 2WD-4WD. 8 lug 4 hand hole, over the lug. 1999-2002; 2003-early 2004; late 2004-2011.

16" x 6"



Front

Rear




16 pcs



238ES-OL

16" x 6" **Medium Duty**, fits Ford E-350, E-450, 2WD-4WD, 8 lug 8 hand hole, for RV's, vans and emergency vehicles, over the lug. 1999-Current.

16" & 16.5" x 6"



Front

Rear



240ES

16" & 16.5" x 6" **Medium Duty**, fits Ford, GM, Dodge, and RV's with exposed lug nuts, 8 lug 4 hand hole, 6.5" bolt pattern 2WD. 1984-1998 and E350, E450 2008-Current.

16" x 6"



Front

Rear



40 pcs



242ES

16" x 6" **Medium Duty**, fits Ford Super Duty, 10 lug 4 hand hole, exposed nut style, under the lug. 1984 1991 with 1-1/16". 1992-1998 with 7/8" lug nut covers.



19.5" x 6.75"



Front

Rear



16 pcs



16 pcs



245S-OL

19.5" x 6.75" **Medium Duty**, fits Ford, International, Freightliner, Lo-Pro, 8 lug 4 hand hole, 32mm or 33mm lug nut covers, over the lug. 1991-2002.

19.5" x 6"



Front

Rear



12 pcs



246ES-OL

19.5" x 6" **Medium Duty**, fits Ford F-350, F450, 2WD-4WD, 8 lug 5 hole, over the lug. 1991-2002; 2003-early 2004; late 2004-2012.

17" x 6.5"



Front

Rear



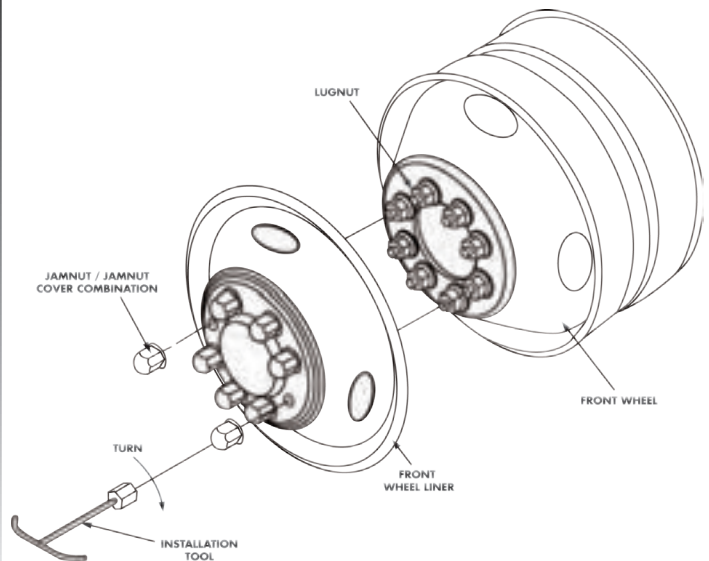
16 pcs



257S-OL

17" x 6.5" **Medium Duty**, fits Ford F350, F450, 2WD-4WD, 8 lug 4 hand hole, over the lug. 2005-Current.

Front Simulator Diagram





16" x 6.5"



235ES

16" x 6.5" **Medium Duty**, fits Chevy and GM 3500HD. 8 lug 4 hand hole, under the lug, 2000-Current.

19.5" x 6.75"



232S-OL

19.5" x 6.75" **Medium Duty**, fits Lo-Pro GM, Kodiak, GM5500, C6500 and Tiltmaster 6500. 8 lug 4 hand hole, 41mm lug nut covers with 20mm studs, over the lug. 2003-Current.

16" x 6"



237ES

16" x 6" **Medium Duty**, fits GM W3500, Isuzu NPR / UD. 6 lug 6 hand hole, 41mm lug nut covers, Topy wheel, under the lug. 1996-Current.

19.5" x 6"



239ES

19.5" x 6" **Medium Duty**, fits GM W4500, W5500. 6 lug 6 hand hole, 41mm lug nut covers, under the lug. 2005-Current.



16" & 16.5" x 6"



240ES

16" & 16.5" x 6" Medium Duty, fits Ford, GM, Dodge, and RV's with exposed lug nuts, 8 lug 4 hand hole, 6.5" bolt pattern 2WD. 1984-1998 and E350, E450 2008-Current.

19.5" x 6"



243ES

19.5" x 6" Medium Duty, fits GM 5 lug front / 10 lug rear, 5 hand hole, 1973-Current, GM P30, 3500 Chassis and heavy duty RV's with 1" lug nut covers, under the lug.

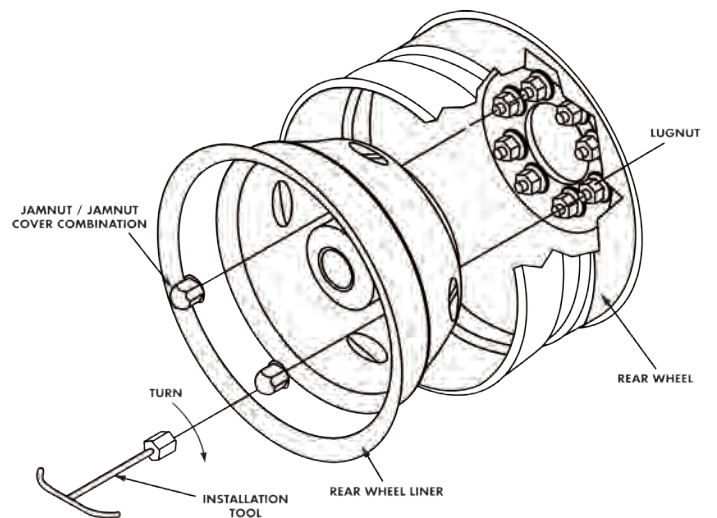
19.5" x 6.75"



244S-OL

19.5" x 6.75" **Medium Duty**, fits GM Kodiak, C6500, Lo-Pro 8 lug 4 hand hold, 30mm lug nut covers, over the lug. 1991 - 2002.

Rear Simulator Diagram





16" & 16.5" x 6"



240ES

16" & 16.5" x 6" **Medium Duty**, fits Ford, GM, Dodge, and RV's with exposed lug nuts, 8 lug 4 hand hole, 6.5" bolt pattern 2WD. 1984-1998 and E350 and E450 2008-Current.

19.5" x 6.75"



245S-OL

19.5" x 6.75" **Medium Duty**, fits Ford, International, Freightliner, Lo-Pro, 8 lug 4 hand hole, 32mm or 33mm lug nut covers, over the lug. 1991-2002.

19.5" x 6"



234ES-OL

19.5" x 6" **Medium Duty**, fits Dodge 3500 and 4500 series, 9/16" studs 10 lug 5 hand hole, over the lug. 2012-Current.

1 Ton Pick-Up Truck Axle Covers

Fits: 16" & 16.5" Wheels. Stainless Steel 8 lug axle cover for Dodge, Ford and GMC, fits 6.5" bolt pattern and 5-1/16" bore hole, 1984-1998. E350 and E450 2008-Current. Includes retainer ring.



233SF-ES



233SFH-ES Front
With Hub Hole, 4WD



233SR-ES
Rear



22.5" x 7.5"



247S-OL
22.5" x 7.5" **Heavy Duty**, 10 lug 2 hand hole, 33mm hub piloted, over the lug.

22.5" x 8.25"



249S
22.5" x 8.25" **Heavy Duty**, 10 lug 5 hand hole, 1-1/2" budd nut / 33mm hub piloted, under the lug.

22.5" x 7.5"



248S-OL
22.5" x 7.5" **Heavy Duty**, 10 lug 5 hand hole, 33mm hub piloted, over the lug.

22.5" x 8.25"



249S-OL
22.5" x 8.25" **Heavy Duty**, 10 lug 5 hand hole, 33mm hub piloted, over the lug.



22.5" x 8.25"



250S

22.5" x 8.25" **Heavy Duty**, 10 lug 2 hand hole, 1-1/2" budd nut, under the lug.

22.5" x 8.25"



250S-33

22.5" x 8.25" **Heavy Duty**, 10 lug 2 hand hole, 33mm hub piloted, under the lug.

22.5" x 8.25"



250S-OL

22.5" x 8.25" **Heavy Duty**, 10 lug 2 hand hole, 33mm hub piloted, over the lug.

22.5" x 8.25"



250S-38

22.5" x 8.25" **Heavy Duty**, 10 lug 2 hand hole, 38mm hub piloted, under the lug.



22.5" x 8.25"



251S

22.5" x 8.25" **Heavy Duty**, 10 lug 2 hand hole with 1 pc. Axle cover, 1-1/2" budd nut, under the lug.

22.5" x 8.25"



251S-33

22.5" x 8.25" **Heavy Duty**, 10 lug 2 hand hole with 1 pc. Axle cover, 33mm hub piloted wheel, under the lug.

ROADMASTER Wheel Simulators

Roadmaster wheel simulators are a great alternative to new aluminum or steel wheels for a fraction of the price. They easily transform the look of a truck and add value to it at the same time. We have unmatched customer service, and support.

- Mirror finish 304 stainless steel grade
- Corrosion and discoloration resistant
- Protected rolled edges for added strength
- We size the simulators to suit each kind of wheel, and make it a perfect fit
- DOT approved over the lug (OL) designs
- Our over the lug set makes installation very easy, no power tools are necessary
- Wide selection of sizes from 16" to 24.5"

Hints:

Re-torque wheels after 500 miles.

While working on your wheels it is a good time to check your tires and make sure they are properly maintained. For best results check air pressure when the tires are cold. Clean simulators simply by using only warm water and mild soap.





22.5" x 8.25"



20 pcs

251S-38

22.5" x 8.25" **Heavy Duty**, 10 lug 2 hand hole, 38mm hub piloted with 1pc. Axle cover, under the lug.

22.5" x 8.25"



10 pcs

10 pcs

252S-OL

22.5" x 8.25" **Heavy Duty**, 10 lug 2 hand hole with removable cap, 33mm hub piloted wheel, over the lug.

22.5" x 8.25"



20 pcs

252S

22.5" x 8.25" **Heavy Duty**, 10 lug 2 hand hole 2 pc. Axle cover with removable cap, 1-1/2" budd nut, under the lug.

22.5" x 8.25"



20 pcs

252S-33

22.5" x 8.25" **Heavy Duty**, 10 lug 2 hand hole, 2 pc. Axle cover with removable cap, 33mm hub piloted, under the lug.



22.5" x 8.25"



252S-38

22.5" x 8.25" **Heavy Duty**, 10 lug 2 hand hole, 2 pc. Axle cover with removable cap, 38mm hub piloted, under the lug.

22.5" x 8.25"



Insert Only

253S-1

22.5" x 8.25" **Heavy Duty**, 10 lug 2 hand hole, 1-1/2" budd nut/ 33mm hub piloted, one (1) side insert only.

22.5" x 8.25"



252SH

22.5" x 8.25" **Heavy Duty**, 10 lug 2 hand hole, 2 pc. Axle cover with hub hole, 1-1/2" budd nut, under the lug.

22.5" x 7.5"



254S-OL

22.5" x 7.5" **Heavy Duty**, 10 lug 2 hand hole with 2 pc. Axle cover, 33mm hub piloted, over the lug.



22.5" x 7.5"



255S-OL

22.5" x 7.5" **Heavy Duty**, 10 lug 5 hand hole with 2 pc. Axle cover, 33mm hub piloted, over the lug.

22.5" x 8.25"



256S-OL

22.5" x 8.25" **Heavy Duty**, 10 lug 5 hand hole with 2 pc. Axle cover, 33mm hub piloted, over the lug.

22.5" x 8.25"



256S

22.5" x 8.25" **Heavy Duty**, 10 lug 5 hand hole with 2 pc. Axle cover, 1-1/2" budd nut / 33mm hub piloted, under the lug.

22.5" x 8.25"



Insert Only

256S-1

22.5" x 8.25" **Heavy Duty**, 10 lug 5 hand hole, 1-1/2" budd nut / 33mm hub piloted, one (1) side insert only.



24.5" x 8.25"



260S

24.5" x 8.25" **Heavy Duty**, 10 lug 2 hand hole, 1-1/2" budd nut, stud piloted, 33mm hub piloted / 38mm hub piloted, under the lug.

24.5" x 8.25"



262S

24.5" x 8.25" **Heavy Duty**, 10 lug 2 hand hole, 2 pc. Axle cover, with removable cap, 1-1/2" budd nut / 33mm hub piloted / 38mm hub piloted, under the lug.

24.5" x 8.25"



261S

24.5" x 8.25" **Heavy Duty**, 10 lug 2 hand hole, 1 pc. Axle cover with non-removable cap, 1-1/2" budd nut, 33mm hub piloted / 38mm hub piloted, under the lug.

24.5" x 8.25"



Insert Only

263S-1

24.5" x 8.25" **Heavy Duty**, 10 lug 2 hand hole, 1-1/2" budd nut / 33mm hub piloted, one (1) side insert only.



Rings



217S-3
Retainer ring for ABS axle covers.

Tools



264T
Tool for 231S-OL and 232S-OL fits 41MM hex nut.



265T
Tool for 234ES-OL, 236NS-OL, 238ES-OL, 246ES-OL, 257ES-OL fits 1-1/8" hex nut.



267T
Tool for 235ES and 240ES.



268T
5/16" Allen wrench for stud extender on 238ES-OL.



270T
Tool for 244S-OL and 245S-OL fits 30mm hex nut.



271T
Tool for 22.5" over-the-lug (OL) front and rear simulator sets.

Jam Nuts



266
20mm thread with 30mm hex, jam nut for 244S-OL.



269
22mm thread with 30mm hex, jam nut for 245S-OL.




272
9/16" jam nut with stainless steel cover built-in Fits: 236NS-OL and 236ES-OL, 246ES-OL.



273T
Jam nut for 231S-OL, 22mm thread with 41mm hex.



274T
Jam nut for 232S-OL, 20mm thread with 41mm hex.




276
3/4" thread jam nut for 238ES-OL.




278
M22 x 1.5" jam nut for 22.5" over-the-lug (OL) sets (28.5mm) Fits: 247S-OL, 248S-OL, 249S-OL, 250S-OL, 252S-OL, 254S-OL, 255S-OL, 256S-OL.



284
M22 x 1.5" jam nut for 22.5" over-the-lug (OL) sets (34.5mm) Fits: 247S-OL, 248S-OL, 249S-OL, 250S-OL, 252S-OL, 255S-OL, 256S-OL.



287
M14 x 2.0" jam nut for 234ES-OL, 236ES-OL, 246ES-OL.



288
M14 x 1.2" jam nut for 236ES-OL, 246ES-OL.

Extender




277
1" stud extender for 238ES-OL, right hand 3/4" outside thread, left hand 9/16" inside thread.

Caps




250S-1
Replacement center cap. Fits: 22.5" and 24.5" under the lug front: 249S, 250S, 250S-33, and 250S-38.


Spacers



275
1-1/4" adapter cup for 22.5" over-the-lug (OL) simulator. Fits: 247S-OL, 248S-OL, 249S-OL, 250S-OL, 252S-OL, 254S-OL, 255S-OL, 256S-OL.



281
1" adapter cup for 22.5" over-the-lug (OL) sets. Fits: 247S-OL, 248S-OL, 249S-OL, 250S-OL, 252S-OL, 254S-OL, 255S-OL, 256S-OL.



282
7/8" adapter cup for 22.5" over-the-lug (OL) sets. Fits: 247S-OL, 248S-OL, 249S-OL, 250S-OL, 252S-OL, 254S-OL, 255S-OL, 256S-OL.



Heavy-Duty Wheel Checklist

Front Heavy Duty Wheel Checklist

QUESTION #1: Can you find the steel wheel part number in the location shown in Figure 1 wheel below?

Wheel # _____

If Yes, skip to Question #6

If No, please continue:

QUESTION #2: Diameter of the wheel

(Lettering on the side of tire - see REFERENCE WHEEL below)

- 16 16.5 19.5 22.5 24.5

QUESTION #3: Number of lug nuts

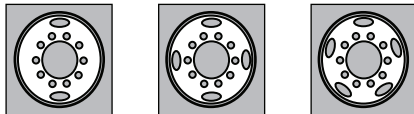
- 5 6 8 10

QUESTION #4: Shape of the lug nuts (See Figure 3 below)

- Hub Piloted Stud Piloted

QUESTION #5: Number of hand holes

- 2 4 5



QUESTION #6: Threads

Are there at least 3 threads of the stud protruding through the top of the lug nut?

- Yes No

QUESTION #7: Lug nut size

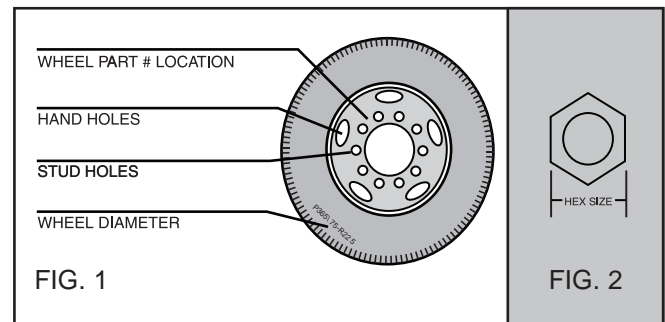
What is the hex size of the lug nuts? (See Figure 2)

Hub Pilot

- 30 mm (1-3/16") 32 mm (1-1/4")
 33 mm (1-5/16") 38 mm (1-1/2")

Stud Pilot

- 1.5" 1.75" 41 mm (1-5/8")



Rear Heavy Duty Wheel Checklist

QUESTION #1: Can you find the steel wheel part number in the location shown in Figure 1 above?

Wheel # _____

If Yes, skip to Question #7

If No, please continue:

QUESTION #2: Diameter of the wheel

(Lettering on the side of tire - see REFERENCE WHEEL above)

- 16 16.5 19.5 22.5 24.5

QUESTION #3: Width of the wheel

(find the stamping inside the rim - see figure above)

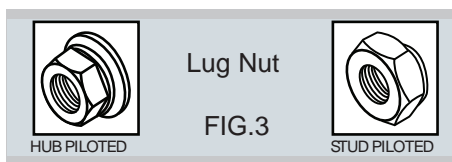
- 6.75 7.00 7.50 8.00
 8.25 8.50 9.00

QUESTION #4: Number of lug nuts

- 5 6 8 10

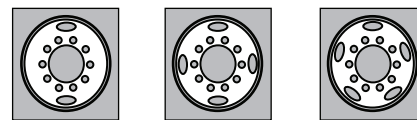
QUESTION #5:
Shape of the
lug nuts (See Figure 3)

- Hub Piloted
 Stud Piloted



QUESTION #6: Number of hand holes

- 2 4 5



QUESTION #7: Threads

Are there at least 3 threads of the stud protruding through the top of the lug nut?

- Yes No

QUESTION #8: Lug nut size

What is the hex size of the lug nuts?

Hub Pilot

- 30 mm (1-3/16") 32 mm (1-1/4")
 33 mm (1-5/16") 38 mm (1-1/2")

Stud Pilot

- 1.5" 1.75" 41 mm (1-5/8")

Simulator Index



ISUZU - NISSAN		
Wheel No.	Part No.	Page No.
127-9	237ES	24
127-9	239ES	24
135-11	239ES	24
135-9	237ES	24
28860	237ES	24
29186	236NS-OL	24
29506	239ES	24
29583	236NS-OL	24
29584	236NS-OL	24
29745	236NS-OL	24

GM		
Wheel No.	Part No.	Page No.
127-9	237S	28
127-9	239S	28
135-9	237ES	28
27756	240ES	29
27772	240ES	29
27775	243ES	29
27992	240ES	29
27994	240ES	29
28177	240ES	29
28374	240ES	29
28603	240ES	29
28680	232S-OL	28
28680	244S-OL	29
28860	237ES	28
29207	243ES	29
29361	235ES	28
29506	239ES	28
29577	240ES	29
29578	240ES	29
29587	240ES	29
29588	235ES	28
29667	243ES	29
50180	232S-OL	28
50180	244S-OL	29

22.5" FRONT SETS		
Wheel No.	Part No.	Page No.
27404	250S	32
27833	249S	30
28408	250S-OL	32
28408	250S-33	32
28487	249S	30
28487	249S-OL	31
28624	247S-OL	31
28642	248S-OL	31
28828	250S-OL	32
28828	250S-38	32
29001	248S-OL	31
50408	250S-33	32
50408	250S-OL	32
50408	250S-33	32
50408	250S-38	32
50487	249S	31
50487	249S-OL	31

22.5" REAR SIMULATOR SETS		
Wheel No.	Part No.	Page No.
28828	252S-OL	34
28828	252S-33	35
28828	252S-38	35
28828	253S-1	35
28828	252SH	35
29001	255S-OL	36
50408	251S-33	33
50408	251S-38	36
50408	252S-OL	34
50408	252S-33	34
50408	252S-38	35
50408	253S-1	35
50408	252SH	35
50487	256S-OL	36
50487	256S	36
50487	256S-1	36



FORD		
Wheel No.	Part No.	Page No.
27756	240ES	26
27772	240ES	26
27992	240ES	26
27994	240ES	26
27999	234ES-OL	25
28177	240ES	26
28374	240ES	26
28603	240ES	26
28680	231S-OL	25
28680	245S-OL	27
29186	236ES-OL	26
29577	240ES	26
29578	240ES	26
29578	240ES	26
29579	238ES-OL	26
29581	242ES	26
29583	236ES-OL	26
29584	236ES-OL	26
29584	246ES-OL	27
29587	240ES	26
29745	236ES-OL	26
29837	257S-OL	27
29839	234ES-OL	24
29884	234ES-OL	24
31991	240ES	26
50180	231S-OL	25
50180	245S-OL	27
50275	257S-OL	27



DODGE / INTERNATIONAL		
Wheel No.	Part No.	Page No.
27756	240ES	30
27772	240ES	30
27992	240ES	30
27994	240ES	30
28177	240ES	30
28374	240ES	30
28603	240ES	30
28680	245S-OL	30
28680	231S-OL	30
29577	240ES	30
29578	240ES	30
29587	240ES	30
31991	240ES	30
50180	231S-OL	25
50180	240ES	30



22.5" REAR SIMULATOR SETS		
Wheel No.	Part No.	Page No.
27404	251S	33
27404	252S	34
27404	253S-1	35
27404	252SH	35
27833	256S	36
27833	256S-1	36
28408	251S-33	33
28408	251S-38	34
28408	252S-OL	34
28408	252S-33	34
28408	252S-38	35
28408	253S-1	35
28408	252SH	35
28487	256S-OL	36
28487	256S	36
28487	256S-1	36
28624	254S-OL	35
28642	255S-OL	36
28828	251S-33	33
28828	251S-38	34

24.5" REAR SIMULATOR SETS		
Wheel No.	Part No.	Page No.
27406	260S	37
27406	262S	37
27406	261S	37
28406	263S-1	37
28409	260S	37
28409	262S	37
28409	263S-1	37
28410	261S	37
28410	260S	37
28410	262S	37
28410	263S-1	37

For wheel numbers not listed above, please call customer service for assistance.






Mud Flap Accessories / Quarter Fenders



Mud Flap Top Plates
Page 42



Mud Flap Bottom Plates
Page 43 - 44



Anti-Sail Brackets
Page 45




Mud Flap Hangers
Page 46-48



Chrome Cut-outs
Page 49-50



Quarter Fenders
Page 51



Fender Shields
Page 52

Top Flap Plates



Chrome & Stainless Steel Top Flap Plates

Hardware included.



600

2" x 18"
Chrome top plate welded studs.



605

2" x 24"
Chrome top plate welded studs.

605CD

2" x 24"
Chrome in **1 pair** display pack.

605S

2" x 24"
Stainless steel.

605SCD

2" x 24"
Stainless steel in **1 pair** display pack.



606

2" x 24"
Chrome top plate with bolt thru studs.

606CD

2" x 24"
Chrome in **1 pair** display pack.

606S

2" x 24"
Stainless steel.

606SCD

2" x 24"
Stainless steel in **1 pair** display pack.



606L

2" x 24"
Chrome top plate (louver) with bolt thru studs.


Bulk Pack: 20 each per case

Aluminum Reflector Top Flap Plates



603

1-1/2" x 24"
Aluminum reflector top flap plate straight (**without hardware**)
1 pair.



604

1-1/2" x 24"
Aluminum reflector top flap plate with a 45 degree angle,
(**without hardware**) **1 pair.**




606S-1

1/4" x 1-1/4"
Stainless steel bolt kit for top plate.
4 each per pack.



Did You Know?

Top mud flap plates not only dress up your truck, but they actually help reinforce the mud flap mounting on the brackets.





Bottom Flap Plates



607
3" x 12"
Chrome bottom plate welded studs.

607S
3" x 12"
Stainless steel.



608
3" x 14"
Chrome bottom plate welded studs.



609
3" x 16"
Chrome bottom plate welded studs.

609S
3" x 16"
Stainless steel.



610
3" x 18"
Chrome bottom plate welded studs.

610S
3" x 18"
Stainless steel.

610CD
3" x 18"
Chrome **1 pair**
in display pack.

610SCD
3" x 18"
Stainless steel **1 pair**
in display pack.



615
4" x 24"
Chrome bottom plate welded studs.
(Minimum order quantity 20).

615S
4" x 24"
Stainless steel.

615CD
4" x 24"
Chrome **1 pair** in display pack.

615SCD
4" x 24"
Stainless steel **1 pair**
in display pack.

**Bulk Pack: 20 each per case
Hardware Included.**



616
4" x 24"
Chrome bottom plate with bolt thru.
(Minimum order quantity 20).

616S
4" x 24"
Stainless steel.

616CD
4" x 24"
Chrome **1 pair**
in display pack.

616SCD
4" x 24"
Stainless steel **1 pair**
in display pack.



618
4" x 24"
Chrome bottom plate (louver) bolt
thru studs.

618CD
4" x 24"
Chrome **1 pair** in
display pack.



619
4" x 24"
Chrome bottom plate (flame) bolt thru studs, backing plate
included one side set in display pack.

Bottom Flap Plates



621
4" x 24"
Chrome bottom plate (Western Star)
welded studs.

621CD
1 pair in display pack.



630
4" x 24"
Chrome bottom plate (Freightliner)
welded studs.

630CD
1 pair in display pack.



634
4" x 24"
Chrome bottom plate (Mack)
welded studs.

634CD
1 pair in display pack.



635
4" x 24"
Chrome bottom plate (International)
welded studs.

635CD
1 pair in display pack.



636
4" x 24"
Chrome bottom plate (sitting girl)
welded studs.

636CD
4" x 24"
1 pair in display pack.

Bulk Pack: 20 each per case
Hardware Included.



637
4" x 24"
Chrome bottom plate (stars cut out)
welded studs.

637CD
1 pair in display pack.



638
6-1/2" x 24"
Chrome bottom plate (shark's teeth) bolt thru studs,
backing plate included. One side set in display pack.

Bolt Kits for Bottom Flap Plates



617S
1/4" x 1-1/4"
Stainless steel bolt kit for bottom plate, **3 each per bag.**



Mud Flap Hold Downs

Anti-Sail, Mud Flap Hold Downs



640
24" x 21"
Chrome anti-sail, mud flap hold down.
(Minimum order quantity 20).

640S
24" x 21"
Stainless steel, anti-sail mud flap hold down.



641
24" x 18"
Chrome anti-sail, mud flap hold down.

Bulk Pack: 20




642
18" x 18"
Chrome anti-sail, mud flap hold down.



643
24" x 18"
Chrome anti-sail, angled, mud flap hold down. **1 pair.**

Economy Style Mud Flap Hangers Square Steel Mud Flap Hangers



Hardware Included

645-1
30" Straight - Black. **1 pair.**



Hardware Included

645-2
28" Angled - Black. **1 pair.**



Mounting Brackets Hardware Included.


645-B
Cast Mounting Bracket for all Economy-Style
Mud Flap Hangers (fits both: 645-1 and 645-2).

Mud Flap Hangers



Spring-Loaded Mud Flap Hangers

Bolt Center to Center 2.5"



646-SL

Chrome spring-loaded mud flap hanger, taper style, straight.

646S-SL

Stainless steel spring loaded mud flap hanger, taper style, straight



646B-SL

Black spring-loaded mud flap hanger, taper style, straight.

Did You Know?

Mud flap rules are State regulated

There is no Federal Motor Carrier Safety Administration (FMCSA) regulation rule when it comes to mud flaps. The Safety rule is from State-to-State.

Many Interstate fleets comply across state lines by using a guideline of no more than 6" from the ground to the top of the tire and cover the width of both tires.

Most popular mud flap hanger is 646-SL

TIP: Always carry an extra mud flap hanger.

Display Pack: 1 Pair



646-1

Chrome end cap cover fits: part no. 646-SL (1 each).

646S-1

Stainless steel end cap cover, fits: part no. 646S-SL (1 each).



646-B

Chrome light bracket for mud flap hanger.



646CD-BA

Amber LED light bracket for use with 646, and 649 mud flap hangers.

646CD-BR

Red LED light bracket for use with 646, and 649 mud flap hangers.



647-1

Chrome end cap cover, fits: part no. 647-SL 1 each.

647S-1

Stainless steel end cap cover, fits: part no. 647S-SL 1 each.



648-1

Chrome end cap cover.
Fits: part no. 648-SL and 649-SL (1 each).

648S-1

Stainless steel end cap cover.
Fits: part no. 648S-SL and 649S-SL (1 each).



Spring-Loaded Mud Flap Hangers Bolt Center to Center 2.5"

647-SL

Chrome spring-loaded mud flap hanger taper style, 45° angled.

647S-SL

Stainless steel spring-loaded mud flap hanger, taper style, 45° angled.

Display Pack: 1 Pair



Spring-Loaded Mud Flap Hangers Bolt Center to Center 1-1/8"

648B-SL

Black spring-loaded mud flap hanger, round tube style, 45° angled.


648-SL

Chrome spring-loaded mud flap hanger, round tube style, 45° angled.

648S-SL

Stainless steel spring-loaded mud flap hanger, round tube style, 45° angled.

Display Pack: 1 Pair



Spring-Loaded Mud Flap Hangers Bolt Center to Center 1-1/8"

649-SL

Chrome spring-loaded mud flap hanger, round tube style, straight.

649S-SL

Stainless steel spring-loaded mud flap hanger, round tube style, straight.

*648-1 End cap can be used.

Display Pack: 1 Pair




Flap Hanger Light Brackets




Flap Hanger Light Brackets

4" x 24"



550S

Stainless steel flap hanger light bracket with oval cut-outs.



551S

Stainless steel light bracket with 2" cutouts.



550S-1

Light bracket with red oval LED lights. Grommets and pigtails included.



551S-3

Light bracket with red LED lights. Grommets and pigtails included.



550S-3

Light bracket with red LED oval lights and ABS style bezels. Grommets and pigtails included.



551S-4

Light bracket with red LED lights and ABS bezels. Grommets and pigtail included.




550S-4

Light bracket with LED clear lens oval red lights and ABS bezels. Grommets and pigtails included.



551S-5

Light bracket with LED clear lens red lights and ABS bezels. Grommets and pigtails included.





Sitting Girl & Standing Girl



900R
3-1/4" x 5"
Mini chrome sitting girl (right).

900L
Mini chrome sitting girl (left).

900LRCD
Mini chrome sitting girl,
1 pair in display pack.



905R
9-1/4" x 3"
Chrome standing girl (right).

905L
Chrome standing girl (left).



901R
3-3/4" x 6"
Small chrome sitting girl (right).

901L
Small chrome sitting girl (left).

901LRCD
Small Chrome sitting girl,
1 pair in display pack.



910R
5-1/2" x 9"
Medium chrome sitting girl (right).

910L
Medium chrome sitting girl (left).

910LRCD
Medium chrome sitting girl,
1 pair in display pack.



915L
10" x 16-1/4"
Large chrome sitting girl (left).



915R
10" x 16-1/4"
Large chrome sitting girl (right).

Bulk Pack: 50



Phrases & Designs

5" x 4-1/4"



5" x 13-3/4"

920

Stay Loaded 2 piece set.



4-1/2" x 16"

4-1/2" x 8"

925

Haulin' Ass 2 piece set.



945

16" x 11-1/4"
"Mack".



947

17-1/2" x 24-1/2"
Longhorn skull.



948

9-3/4" x 22-3/4"
Thunder Bird.



950

2-1/2" x 19"
Lightning Bolt.

950CD

Lightning Bolt.
2 each per pack, display pack.



951

1" x 9-1/2"
Mini Lightning Bolt.

951CD

Mini Lightning Bolt.
2 each per pack, display pack.



955

3" Star.



956

2" Star.

955CD

3" Star, 4 each per pack,
display pack.

956CD

2" Star, 4 each per pack,
display pack.



959

12" Iron Cross.

Bulk Pack: 25 each per case

Display Pack: 10 packs per pack



Quarter Fenders

Quarter Fender Sets

Display Pack: 1 pair.
Includes mounting bracket 748-2.



742S
24" x 24"
Stainless steel quarter fender set complete with round tube support. Includes top black mud flap.



744S
24" x 29"
Stainless steel quarter fender set complete with round tube support. Includes top black mud flap.



745S
24" x 24"
Stainless steel quarter fender set complete with triangle support tube that centers over the wheel. Includes top black mud flap.



746S
24" x 29"
Stainless steel quarter fender set complete with triangle support tube that centers over the wheel. Includes top black mud flap.

Mounting Brackets



748-1
Standard 4 bolt mounting bracket.



748-2
Standard single bolt side mounting bracket.

Bulk Pack: 1 pair - included hardware

Quarter Fender Plugs



740
Quarter fender plugs, fits 2" o.d. tube.

740CD
Quarter fender plugs, fits 2" o.d. tube, 2 each per pack.

Bulk Pack: 500 each per case





870S

21.5" x 10.5"
Stainless steel fender shields.
Fits: Peterbilt 359.



876S

19.25" x 10.5"
Stainless steel lower fender shields.
Fits: Freightliner Classic FLD only.



872S

21.5" x 10.5"
Stainless steel fender shields with
angled headlight bracket.
Fits: Peterbilt 379.



878S

16.5" x 2"
Stainless steel upper fender shields.
Fits: Freightliner Classic FLD only.



874S

20" x 10"
Stainless steel fender shields.
Fits: Kenworth W900B.



If there is an item you are interested in and do not see it in our catalog, or you're looking for a personalized custom look — give us a call and we will get it for you.

Bulk Pack: 1 Pair - Mounting hardware included



5" Straight Bottom
Page 55



6" Reduced To 5"
Page 55



7" Reduced To 5"
Page 56



Exhaust Clamps
Page 56



Drop Visors
Page 57



Customize
Get The Look You Want
Page 58



Our stacks manufacturing process uses a high quality chrome plating process and they are hand-polished for a long lasting shine.

Warranty: One year from the date of purchase against material defects and workmanship.



Display-004
Chrome stacks display stand



5" Curved Style Straight Bottom

7518

18" Chrome stack curved extension 5" OD.

7524

24" Chrome stack curved extension 5" OD.

7510

36" Chrome stack curved extension 5" OD.

7520

48" Chrome stack curved extension 5" OD.

7530

60" Chrome stack curved extension 5" OD.

6" Curved Style Reduced to 5"

7610

36" Chrome stack curved extension 6" reduced to 5" OD.

7620

48" Chrome stack curved extension 6" reduced to 5" OD.

7630

60" Chrome stack curved extension 6" reduced to 5" OD.





7736R



7748R



7760R

7" Curved Style Reduced to 5"

7736R

36" Curved extension 7" reduced to 5" OD.

7748R

48" Curved extension 7" reduced to 5" OD.

7760R

60" Curved extension 7" reduced to 5" OD.

Grab Handle



1010

42"
Stainless Steel
Grab Handle.
Multi-purpose,
high polished 304SS,
heavy construction.
Hardware included.

Exhaust Clamps

Chrome Heavy-Duty Steel



1001

4" Flat exhaust clamp.



1002

5" Flat exhaust clamp.



1003

6" Flat exhaust clamp.



Stainless Steel Drop Visors

Peterbilt

Mounting hardware included.



7800

12" Peterbilt drop visor for models: 359, 1967-1986.



7805

14" Peterbilt drop visor for models: 377, 378, 379. Pre-2005 Standard-cab with door mounted mirrors.



7810

14" Peterbilt drop visor for models: 377, 378, 379. 1996-2001 ultra-cab.



7815

14" Peterbilt drop visor for models: 377, 378, 379. 2002-2008 ultra-cab with door mounted mirrors.

7820

14" Peterbilt drop visor for models: 377, 378, 379. 2005 - Newer ultra-cab with cab mounted mirrors.



Kenworth



7825

13" Kenworth drop visor for models: W900 and T800. 1995-2008 Aerocab curved windshield.



7830

13" Kenworth drop visor for models: W900 and T800. 1984-1998 cabs with a split flat windshield.

Freightliner



7835

18" Freightliner drop visor for models with raised-roof style cab/sleeper. With 9 cutouts for 2" lights.

7845

18" Freightliner drop visor for models with mid-roof style cab/sleeper. With 9 cutouts for 2" lights.



7840

18" Freightliner drop visor for models with raised-roof style cab/sleeper. With 8 pre-drilled holes for 4" bolt pattern lights.

7850

18" Freightliner drop visor for models with mid-roof style cab/sleeper. With 8 pre-drilled holes for 4" bolt pattern lights.



If there is an item you are interested in and do not see it in our catalog, or you're looking for a personalized custom look -- give us a call and we will get it for you.

Get the look you want...

Our mission is to quickly provide you with the superior accessories you need to make your truck look good. We thoroughly test all of our products, only providing you with the latest and the best. In addition, our sales and support staff are extensively trained so they can provide you with the highest level of service.




Kenworth Front Grill



Freightliner Front Grill



Western Star Grill




Bumpers to fit Peterbilt, Kenworth, Freightliner and universal applications in lengths from 16" - 24". Call customer service for further assistance when placing a special order.



Rear Light Panels



Fuel Tank Fairings



Tool Boxes & Hood Extensions



Air Line Boxes and Frame Panels


Please Note: Special Order Items typically take 1 week, non-refundable, and our standard freight policy does not apply. Call your customer service representative for more details 1.800.299.9600.




Air Horns
Page 60-62



Dual Trumpet Air Horns
Page 61



Air Horn Accessories
Page 63 and 66



Single Trumpet Air Horns
Page 62



Let everyone know you are coming with Roadmaster air horns. These air horns are manufactured using the highest quality materials available. Trumpets are constructed of brass and then chrome plated giving the quality and powerful sound that truck owner demand. Mounting hardware and installation instructions are included with all air horns.



Train Sounding Air Horn

5000

17.5" x 15" x 11.5"

Flare: 7-1/4"

PSI: 110

Decibels: 152

Hertz: 150

Weight: 15.08 lbs



5000-1

Solenoid valve included.

Train Sounding Air Horn

5000E

16-1/4" x 14-1/2" x 12-1/4"


Flare: 6-1/4"

PSI: 116

Decibels: 128

Hertz: 150

Weight: 15.5 lbs



5000-1

Solenoid valve included.

The Little Giant Air Horn

5025

12" x 6.5" x 6.5"


Flare: 3-3/4"

PSI: 108

Decibels: 120 + / -5

Hertz: 265

Weight: 3.4 lbs



5000-1

Solenoid valve included.



Horizontal Air Horn

5010

23.25" x 21" x 4.33"


Flare: 3-3/4"

PSI: 110

Decibels: 130

Hertz: 273

Weight: 12.95 lbs



5000-1

Solenoid valve included.

Mini Train Horn

5020

18.75" x 11" x 9"

Flare: 4-1/2"

PSI: 108

Decibels: 125

Hertz: 215

Weight: 8.4 lbs



5000-1

Solenoid valve included.

Dual Air Horn

5045

15"

Flare: 4"

PSI: 110

Decibels: 125

Hertz: 238

Weight: 3.88 lbs






Round Air Horn

5040

24.5"
Length: 24-1/2"
Flare: 6"
Pressure: 100 psi
Decibels: 130
Hertz: 230
Weight: 4.18 lbs



Rectangular Air Horn

5030

28.5"
Length: 28-1/2"
Flare: 8-1/2" x 4-1/2"
Pressure: 92 - 100 psi
Decibels: 130
Hertz: 183
Weight: 6.6 lbs

5035

24.5"
Length: 24-1/2"
Flare: 8-1/2" x 4-1/2"
Pressure: 92 - 100 psi
Decibels: 130
Hertz: 215
Weight: 6.6 lbs

Emergency Air Horn

5060

25"
Flare: 6"
Pressure: 110
Decibels: 130
Hertz: 250
Weight: 2.9 lbs





500

Fits 5-1/2" to 6" bell chrome horn cover.
500CD Chrome in display pack.

500S

Stainless Steel
500SCD Stainless steel in display pack.

Chrome & Stainless Steel Horn Covers



505

Fits 6-1/2" to 7" bell chrome horn cover.
505CD Chrome in display pack.

505S

Stainless steel
505SCD Stainless steel in display pack.



510

Fits 7-1/4" to 7-1/2" bell chrome horn cover.
510CD Chrome in display pack.

510S

Stainless steel
510SCD Stainless steel in display pack.



515

Fits 7-3/4" to 8" bell chrome horn cover.
515CD Chrome in display pack.

515S

Stainless steel
515SCD Stainless steel in display pack.



516S

Fits 4-5/8" to 7-3/8" bell stainless rectangular horn cover.
516SCD Stainless steel in display pack.

Portable Air Compressor

5055

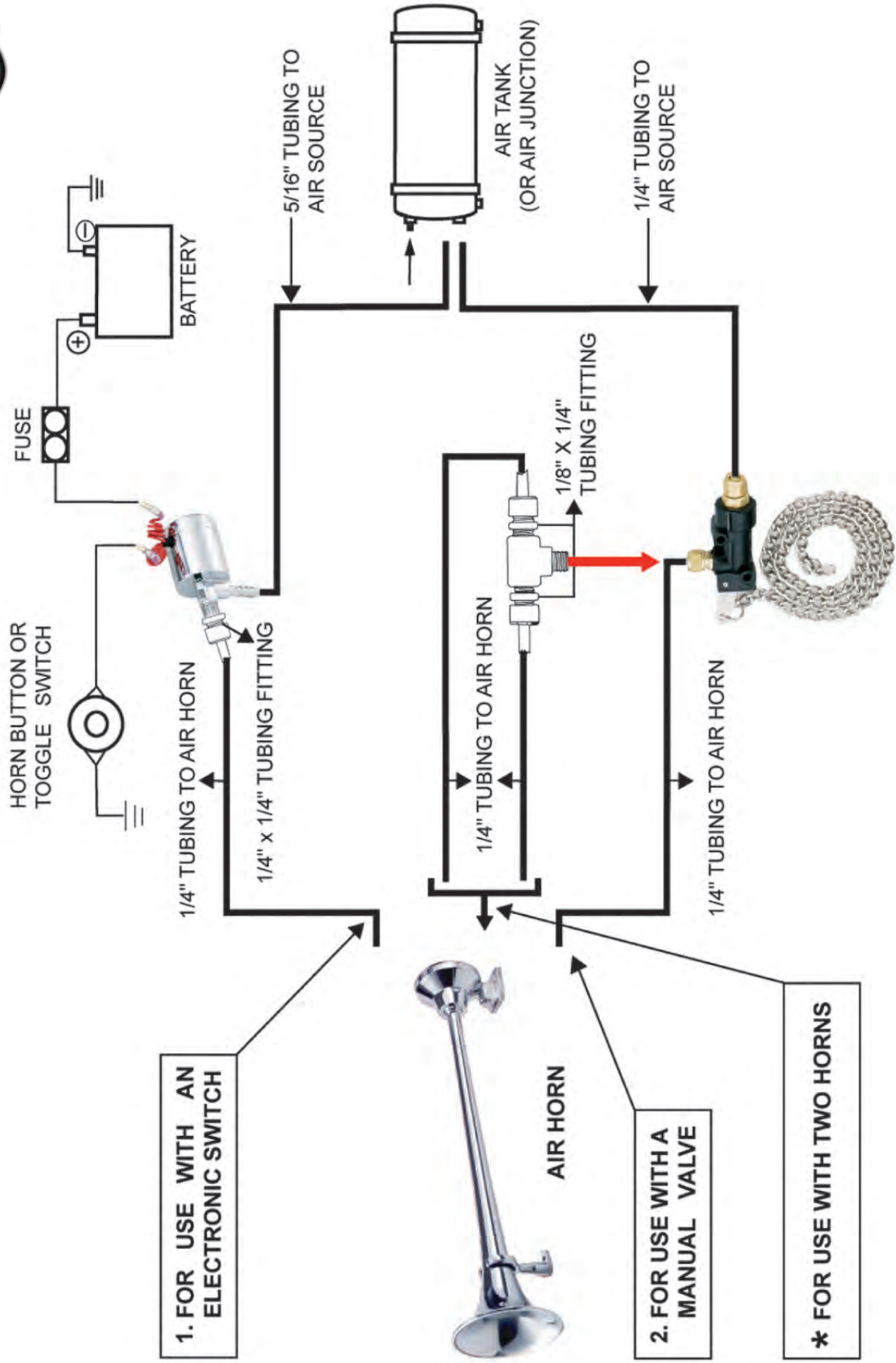
All in one air system. Built-in 85/105 PSI pressure switch 0-150 PSI built-in air pressure gauge. Compression fitting for 1/4" O.D. tubing. In-line fuse. 12ft 1/4" O.D. tubing. Mounting brackets and hardware.

15.75" x 5.25" x 6.75"

Capacity: 3.0 Liter Tank
Duty Rating: 15%
Amp Draw: 17
Weight: 11.2lbs




Installation Diagram





Replacement Parts



	Part No.	Description	5000	5010	5020	5025	5030	5035	5040	5045	5060
A	5000-1	Solenoid valve 12 & 24V	x	x	x	x	x	x	x	x	x
B	5000-3	Universal hand valve	x	x	x	x	x	x	x	x	x
C	5000-2	SS Diaphragm w/gasket and spring	x						x		x
D	5030-2	Diaphragm only					x	x			
E	5025-2	Diaphragm w/gasket, rubber tip, spring, and mounting base gasket				x					
F	5010-2	Diaphragm, plastic		x	x						
G	5045-2	Diaphragm								x	
H	5010-6	Pad for base		x							
I	5020-6	Pad for base			x						
J	5030-6	Pad for base					x	x			
K	5040-6	Pad for base							x		x
L	5045-6	Pad for base (Dual Horn)								x	
M	5000-6	Pad for base (Train Horn)	x								
N	5030-4	Zinc bracket with 2 pads and 2 SS bolts					x	x			
O	5040-4	Zinc bracket with pad and 1 SS bolt							x		x
P	5030-5	Zinc horn cover rectangular with 2 SS screws					x	x			
Q	505	Round chrome horn cover							x		x
R	5000-7	Stainless steel 1/4" bolt kit 4 pack		x	x	x	x	x	x	x	x



2200
25 foot Air Blow Gun Kit.



2205
60 inch Re-coil Air Hose.



2207
50 foot Tire Inflator. 4 per case.

Did You Know? Truck tires can lose up to 2% psi each month.

Tire Inflation and Fuel Economy - A properly inflated tire can extend its life by 8% or more. For a typical long-haul combination truck, annual fuel savings should reach 100 gallons. When not properly inflated, tires flex more under load producing heat and increasing rolling resistance, which actually wastes fuel. Truck tires inflated 10 psi below recommended air pressure levels can reduce truck fuel economy from 0.5 to 1%.

LOCTITE®



RM37418
Threadlocker 242 6ml.



RM37614
Blue Stick Threadlocker.

Air Hose Accessories



2209
16 piece kit includes accessories needed for a multitude of compressed air functions. Inflating and checking tire pressure, inflating sports equipment, blowing debris, connecting hoses & quick connections of air tools. Starter kit includes 16 items 1/4" M-style.



Lights and Mirrors




LED Lights
Page 68-78



Bumper Guides
Page 83-85



Grommets, Bezels, Pigtail & Lens Guard
Page 79-82



Mirrors
Page 87-92




Headlight Visors & Shields
Page 86




12 LED Clearance Marker Light

Size: 6-1/4" x 2-1/8" x 15/16", 4" bolt pattern.
Stainless steel bezel included, Wire lead with bullet and ring connector. Fits Peterbilt.



1806-2A

Amber Carded (light with bezel).



1806-2R

Red Carded (light with bezel).



1806-2AC

Amber Clear Lens.
Carded (light with bezel).

1806-2RC

Red Clear Lens.
Carded (light with bezel).

10 LED Clearance Marker Light




1806-3A

Amber Carded (light with bezel).

6 LED Clearance Marker Light

Size: 6-11/16" x 2-3/16" x 7/8", 4" bolt pattern.
ABS chrome plastic bezel included, Wire lead. Fits Peterbilt.



1810-1A

Amber Carded
(light with bezel).

1810-1R

Red Carded
(light with bezel).

3 LED Super Bright Clearance Marker Light

Size: 6-5/8" x 2-1/4" x 1", 4-3/4" bolt pattern.



1808-1A

Amber 3 LED Super Bright Clearance Marker Lights.




1808-1AC

Amber Clear Lens 3 LED Super Bright
Clearance Marker Lights.



1808-1R

Red 3 LED Super Bright Clearance Marker Lights.



1808-1RC

Red Clear Lens 3 LED Super Bright
Clearance Marker Lights.

6 LED Mini Clearance Marker Light

Size: 3-15/16" x 1-5/8" x 1", 1-7/8" bolt pattern.
ABS chrome plastic bezel included.



1814-1A

Amber Carded (light only).

1814-1R

Red Carded (light only).



9 LED 2" Clearance Marker Light

Size: 2" x 13/16"
Polycarbonate lens & housing. Uses standard 2-prong plug.



1815-1A
Amber Carded (light only).

1815-1R
Red Carded (light only).

1815CD-A
Amber Carded
(with grommet & pigtail).

1815CD-R
Red Carded
(with grommet & pigtail).

13 LED 2.5" Clearance Marker Light

Size: 2-1/2" x 13/16"
Polycarbonate lens & housing. Uses standard 2-prong plug.



1824-1A
Amber Carded (light only).

1824-1R
Red Carded (light only).

1824CD-A
Amber Carded
(with grommet & pigtail).

1824CD-R
Red Carded
(with grommet & pigtail).

3 LED 2" Clearance Marker Light



1815-2AC
Amber Clear Lens.
Carded (light only).

1815-2RC
Red Clear Lens.
Carded (light only).

4 LED 2.5" Clearance Marker Light



1824-2AC
Amber Clear Lens.
Carded (light only).

1824-2RC
Red Clear Lens.
Carded (light only).

9 LED 2" Clearance Marker Light - Beehive

Size: 2" x 1-13/16"
Polycarbonate lens & housing.
Uses standard 2-prong plug.



1821-1A
Amber Carded (light only).

1821-1R
Red Carded (light only).

1821CD-A
Amber Carded
(with grommet & pigtail).

1821CD-R
Red Carded
(with grommet & pigtail).

13 LED 2.5" Clearance Marker Light - Beehive

Size: 2-1/2" x 2-7/16"
Polycarbonate lens & housing. Uses standard 2-prong plug.



1825-1A
Amber Carded (light only).

1825-1R
Red Carded (light only).


1825CD-A
Amber Carded
(with grommet & pigtail).

1825CD-R
Red Carded
(with grommet & pigtail).



12 LED Clearance Marker Light - Cat Eye

Size: 4" x 2" x 1-1/8"
Polycarbonate lens & housing.
Reflex lens. Wire lead.



1826-2A
Amber Carded (light only).

1826-2R
Red Carded (light only).

1826-2A-800
Amber Carded
(with zinc chrome
lens guard).

1826-2R-800
Red Carded
(with zinc chrome
lens guard).



1826-3AC
Amber Clear Lens.
Carded (light only).

1826-3RC
Red Clear Lens.
Carded (light only).

6 LED Clearance Marker Light - Thin Line

Size: 3-7/8" x 11/16" x 7/8"
Polycarbonate lens & housing. 3" bolt pattern. Wire lead.



1827A
Amber Carded (light only).

1827R
Red Carded (light only).


12 LED Clearance Marker Light

Size: 3-3/4" x 1-1/4" x 13/16"
Polycarbonate lens & housing.
Uses base mount part no. 1830.



1829A
Amber Carded (light only).

1829R
Red Carded (light only).



1829CD-A
Amber Carded
includes 1830
snap in bracket.

1829CD-R
Red Carded
includes 1830
snap in bracket.



1829CD-3A
Amber Carded
includes 1830
snap in bracket and
811 lens guards.

1829CD-3R
Red Carded
includes 1830
snap in bracket and
811 lens guards.



1830
Size: 3-3/16" x 1-1/4" x 7/8".
Chrome mounting kit bracket for 1829A and 1829R with wire
lead. Standard 3" center to center screw down.



8 LED 2.5" Clearance Marker Light - Miniature

Size: 2-1/2" x 1-1/4" x 13/16"
Polycarbonate lens & housing. Uses base mount 1831-1.



1831A
Amber Carded (light only).



1831R
Red Carded (light only).

8 LED Clearance Marker Light - U-Haul Triangle Slim Style

Size: 3-1/2" x 13/16" x 1-5/16"
Polycarbonate lens & housing. 3" bolt pattern. Wire lead.



1835A
Amber Carded (light only).



1835R
Red Carded (light only).



1831CD-A
Amber Carded includes 1831-1 snap in bracket.



1831CD-R
Red Carded includes 1831-1 snap in bracket.



1831-1
Size: 2-7/8" x 1-1/2" x 1-1/2". Chrome mounting bracket for 1831A and 1831R with wire lead. Standard 2" center to center screw down.

12 LED Clearance Marker Light - Armored Light Guard

Size: 4-11/16" x 1-15/16" x 1-3/8"
ABS chrome plastic bezel included. 3-7/8" bolt pattern.



1837-1A
Amber Carded (light only).



1837-1R
Red Carded (light only).

6 LED Clearance Marker Light - Slim Style

Size: 3-3/16" x 1" x 1"
Polycarbonate lens & housing. 2.75" bolt pattern. Wire lead.



1833A
Amber Carded (light only).



1833R
Red Carded (light only).

13 LED Oval Clearance Marker Light

Size: 4" x 2" x 1-1/8"
Internal chrome reflector plate. Acrylic lens and polycarbonate housing. 3" bolt pattern. SAE/DOT approved.



1839A
Amber Carded (light only).



1839R
Red Carded (light only).



1839AC
Amber Clear Lens. Carded (light only).



1839RC
Red Clear Lens. Carded (light only).



9 LED Clearance Marker Light

Acrylic lens and polycarbonate housing. Internal chrome reflector plate. 4.875" bolt pattern. SAE/DOT approved.



1842A
Amber.



1842R
Red.



1842AC
Amber Clear Lens.



1842RC
Red Clear Lens.

12 LED Clearance Marker Light

Size: 5-7/8" x 2-1/16" x 1-1/2"
Polycarbonate lens & housing. Reflex lens. 4-13/16" bolt pattern. Wire lead with bullet connectors.



1840-1A
Amber Carded (light only).



1840-1R
Red Carded (light only).

3 LED Small Clearance Marker Light

Size: 3/4" x 1" x 5/8"
SAE/DOT approved. P2/PC rated. Grommet included.



1845A
3 SMD
Amber.




1845AC
3 SMD
Amber with
Clear Lens.




1845R
3 SMD
Red.



1845RC
3 SMD
Red with
Clear Lens.



1845-1
Nut ABS bezel.



1845-2
Star ABS bezel.

7 LED 4" Stop, Turn & Tail Light

Size: 4-1/4" x 2-5/16". Uses standard 3-prong plug.



1907-2AC
Amber Clear Lens.
Carded (light only).



1907-2RC
Red Clear Lens.
Carded (light only).

12 LED 4" Stop, Turn & Tail Light

Size: 4-1/4" x 2-1/8". Polycarbonate lens & housing.
Uses standard 3-prong plug.



1910-1A
Amber Bulk
(header card polybag).



1910-1R
Red Bulk
(header card polybag).

1910CD-A
Amber Carded
(with grommet & pigtail).

1910CD-R
Red Carded
(with grommet & pigtail).



Polycarbonate lens & housing. Chrome light reflector plate. Uses standard 3-prong plug.

1911-1A
Amber Bulk
(header card polybag).


1911-1R
Red Bulk
(header card polybag).

1911CD-A
Amber Carded
(with grommet & pigtail).

1911CD-R
Red Carded
(with grommet & pigtail).



1911-2AC
Amber Clear Lens.
Carded (light only).



1911-2RC
Red Clear Lens.
Carded (light only).



40 LED 4" Stop, Turn & Tail Light

Size: 4-5/16" x 1-7/16"
Polycarbonate lens & housing. Uses standard 3-prong plug.



1915-2A
Amber Bulk
(header card polybag).

1915-2R
Red Bulk
(header card polybag).

1915CD-2A
Amber Carded
(with grommet & pigtail).

1915CD-2R
Red Carded
(with grommet & pigtail).

56 LED 4" Back-Up Light

Size: 4-5/16" x 1-7/16"
Polycarbonate lens & housing. White back-up light.
Uses standard 3-prong plug.



1916-1W
56 LED.
White Carded (light only).

1916CD-W
56 LED.
White Carded
(with grommet & pigtail).

LED 6-1/2" Stop, Turn & Tail Light

Size: 6-1/2" x 2-1/4" x 2-1/4"
Polycarbonate lens & housing. Uses standard 3-prong plug.



1919-1A
27 LED.
Amber Bulk
(header card polybag).

1919-1R
13 LED
Red Bulk
(header card polybag).

1919CD-A
27 LED.
Amber Carded
(with grommet & pigtail).

1919CD-R
13 LED.
Red Carded
(with grommet & pigtail).



1919-2AC
14 LED.
Amber Clear Lens.
Carded (light only).

1919-2RC
14 LED.
Red Clear Lens.
Carded (light only).



21 LED Stop, Turn & Tail Light

Size: 5-1/4" x 3-7/16" x 1-15/16"
Polycarbonate lens & housing. Uses standard 3-prong plug.



1920-1A
Amber Carded (light only).

1920-1R
Red Carded (light only).

1920CD-A
Amber Carded
(with grommet & pigtail).

1920CD-R
Red Carded
(with grommet & pigtail).



Three Stud LED - Stop/Turn/Tail Light

Three 1/4" dia studs on 2" triangle. Rear cable wires connection. Combination stop / turn / tail, back-up & license



1935

48 LED.
Red.
Supports stop,
turn and tail function.
Carded.

36 LED.
White.
Supports
back-up function.
Carded.

16 LED.
White.
Illuminates
license.
Carded.

LED Double Face Turn Signal Light

Size: 4-3/4" x 2-9/16". Polycarbonate lens & chrome housing.
3 wires (1 wire with ring terminal).



1930L

19+6 LED. Amber/
19 LED Red.
Driver-side
Carded (light only).

1930R

19+6 LED. Amber/
19 LED Red.
Passenger-side
Carded (light only).

1930LR


19+6 LED. Amber/
19 LED Red.
Driver-side &
Passenger-side.
Carded. 1 Pair.

Turn Signal Light



1925A

18 LED Amber.
Oval Mid Turn Signal Light.
Carded (light only).



1926A

25 LED Amber.
Sequential Arrow. Turn Signal Light.
Carded (light only).

1926-1

3-pin 6" pigtail with standard
3-prong plug.



1932LR

64+6 LED Amber/48 LED Red. Carded.
Driver & Passenger side. 1 Pair.



1934

17 LED Amber/17 LED Red. Universal (Carded).



LED Utility Light



1940W
20 LED White.
6.5" Round utility light.
12 Volt. Carded.




1941W
20 LED White.
8" Rectangular utility light.
12 Volt. Carded.

31 LED Square Cab Marker Light

Size: 10-11/16" x 3-13/16" x 2-11/16"
ABS chrome plated housing. 9-1/8" bolt pattern.
Neoprene mounting pad. Popular for Peterbilt and Kenworth.



1950A
Amber Carded.



1950A-L
Amber Replacement Light.
Carded.



1950AC
Amber Clear Lens.
Carded.



1950AC-L
Clear Replacement Light.
Carded.

19 LED ABS Torpedo Style Cab Marker Light

Size: 14-11/16" x 3-3/8"
ABS chrome plated housing. 10" bolt pattern.
Neoprene mounting pad. Popular for Kenworth and Mack.



1951A
19 LED.
Amber Carded.



1951A-L
19 LED
Amber Carded.
Replacement Light.




1951AC
19 LED Amber Clear Lens.
Carded.



1951AC-L
19 LED.
Clear Replacement Light.
Carded.

12 LED Flush Mount Cab Marker Light

Size: 4-9/16" x 2-1/4" x 1-1/8"
Uses standard 2 prong wire pigtail. 3-5/8" bolt pattern.
Popular for Freightliner.



1952A
12 LED
Amber Carded (light only).

LED Replacement Bulbs



Amber Glass Replacement Lens

Len size: 3" base x 2-3/8" height



1951LA

Amber glass lens.

1951LA-5

5 pack, Amber replacement glass lens.

12 LED 1156 bulbs

Super bright LEDs. Epoxy sealed. Single contact, straight pins.



1960A

12 LED
Amber Carded.

1960R

12 LED
Red Carded.

12 LED 1157 bulbs

Super bright LEDs. Epoxy sealed. Twin contact, off set pins.



1961A

12 LED
Amber Carded.

1961R

12 LED
Red Carded.

4 LED 194 bulbs

194 wedge base.

1962A

4 LED
Amber
Carded.
2 each. (1 pair)



1962B

4 LED
Blue
Carded.
2 each. (1 pair)



1962R

4 LED
Red
Carded.
2 each. (1 pair)



1962W

4 LED
White
Carded.
2 each. (1 pair)



12 LED 3156 bulbs

Super bright LEDs. Epoxy sealed. 3156 wedge base.

1963A

12 LED
Amber Carded.



1963R

12 LED
Red Carded.

12 LED 3157 bulbs

Super bright LEDs. Epoxy sealed. 3157 wedge base.

1964A

12 LED
Amber Carded.



1964R

12 LED
Red Carded.

13 LED 1156 / 1157 bulbs

Emits light 360°. Super bright 4 pin LED. No heat created.

1965R

13 LED.
Red 1157 Replacement bulb.
Twin contact, offset pins. Carded.

1965W

13 LED.
White 1157 Replacement bulb.
Twin contact, offset pins. Carded.

1966W

13 LED.
White 1156 Replacement bulb.
Single contact, straight pin. Carded.





Warning / Emergency Flashing Light

13 Amber LED, 360° visual. Quad flash pattern - 75FPM. Self contained control box .16A current draw at 12V. 1.9W current consumption and easy installation.



1968A

Display pack.

LED ID Bar

Size: 16-15/16" x 1-1/2" x 1-11/16"



1980A

Amber. ID Bar with three LED 2-1/2" lights. Carded.

1980R

Red. ID Bar with three LED 2-1/2" lights. Carded.

Amber 13 LED Honda Light with 2" Arm

Chrome plated housing. 2 wires.



1875A

Amber Carded.

License Plate Light

Size: 2-3/16" x 1-1/2" x 2-3/16"
Lexan chrome housing.



1880

12 LED White Carded.



1883

Lexan chrome license plate. Incandescent light. Bulk.

1883CD

Display pack.

Chrome Round License Plate Light



1884

Bulk (polybag only).

1884CD

Carded. Display pack.



Reflexite® DOT Grade Conspicuity Tape

- Microprism technology provides superior visibility.
- Typically 600 candlepower for maximum long sight detection.
- Single layer construction, thin only .008".
- Superior Durability with stands the rigors of the roadway and everyday use. Resists a variety of solvents, high-pressure washing and resists edge lift.



Recommended Material Requirements for Non-Continuous Side Pattern

Vehicle Length	Recommended No. 18" Strips/Vehicle
28 ft.	20
42 ft.	30
45 ft.	32
48 ft.	34
53 ft.	38

Note: This table represents MINIMUM amount of material as specified by NHTSA. Additional material may be used to improve conspicuity of vehicle.

Diamond Plate

1972

2" x 150' Roll
Red/White.
7/11 - 5 year warranty.

1973

2" x 18" Strip
Red/White.
7/11 strip - 5 year warranty.




Aluminum Reflector Top Flap Plates



603


1-1/2" x 24"
Aluminum reflector top flap plate straight without hardware display pack (1 pair).



604

1-1/2" x 24"
Aluminum reflector top flap plate with a 45 degree angle (without hardware 1 pair).

1970



1971

Daybright™

1970

2" x 150' Roll
Red/White.
7/11 - 5 year warranty.

1971

2" x 18" Strip
Red/White.
7/11 strip - 10 year warranty.



1817
2" Rubber grommet.
Fits Light Series
1815, 1816, 1820, 1821.



1817-2
2-1/2" Rubber grommet.
Fits Light Series 1824, 1825.



1913-2
4" Rubber grommet.
Fits Light Series 1907,
1910, 1911, 1913,
1915, 1916.



1914S
4" Locking bezel, stainless steel.
Fits Light Series 1907, 1910, 1911,
1913, 1915, 1916.



1917-2
7.58" x 3.34" Rubber grommet.
Fits Light Series 1917, 1919, 1925, 1926.



1921-2
6.29" x 4.42" Rubber grommet.
Fits Light Series 1920, 1921.

Cable Ties



2210-4BK
Black Nylon cable tie 4".
100 pack.



2210-8W
White Nylon cable tie 8".
100 pack.



2210-10W
White Nylon cable tie 10".
100 pack.



Pigtails & Plugs

1819

6" Wire pigtail, 2-prong.
Fits Light Series 1815, 1816,
1820, 1821, 1824, 1825.



1913-3

12" Wire pigtail, 3-prong.
Fits Light Series 1910, 1911,
1913, 1915, 1916, 1917,
1919, 1920, 1921.



1926-1

3-pin 6" pigtail
with standard
3-prong plug.



1990

100' 2-prong plugs.
6" wire lead.



1991

100' 2-prong plugs.
12" wire lead.



1992

100' 3-prong plugs.
12" wire lead.



1993

100' Female harness.
12" wire lead.

Wiring Harnesses

737-3CD

12" Wire harness with 3 lead wires,
2 each per pack.



737-4CD

42" Wire harness with 4 lead wires,
2 each per pack.



737-6CD

57" Wire harness with 6 lead wires,
2 each per pack.



737-8CD

71" Wire harness with 8 lead wires,
2 each per pack.



480-2

42" 3-prong plug with 12" lead wire,
2 each per pack.





Light Grommet Covers



803S



804P



804PV



804S



802P



802PV



805S



805P



805PV



807S



807P



807PV



808S



808P



808PV

Grommet Type	Stainless Steel		ABS Chrome		ABS Visor Style	
	1 Each	2 Each	1 Each	2 Each	1 Each	2 Each
2" Round	803S	803SCD	804P	804PCD	804PV	804PVCD
2-1/2" Round	804S	804SCD	802P	802PCD	802PV	802PVCD
4" Round	805S	805SCD	805P	805PCD	805PV	805PVCD
Oval	807S	807SCD	807P	807PCD	807PV	807PVCD
Rectangular	808S	808SCD	808P	808PCD	808PV	808PVCD

Clearance Lens Guards



800

Size: 5-1/2" x 2-1/4" x 1-1/8"
Zinc chrome clearance lens guards for 1826 series.

800CD

5-1/2" x 2-1/4" x 1-1/8"
Zinc chrome clearance lens guards for 1826 series. 2 each.
Display pack.



801

Size: 7-1/2" x 2-1/2" x 1-1/2"
Large zinc chrome clearance lens guards for 1840 series.

801CD

7-1/2" x 2-1/2" x 1-1/2"
Large zinc chrome clearance lens guards for 1840 series. 2 each.
Display pack.



1830

Size: 3-3/16" x 1-1/4" x 7/8"
Chrome mounting kit bracket for 1829A and 1829R with wire lead. Standard 3" center to center screw down.



810S

Size: 6-1/8" x 2-5/16" x 1-5/16"
Stainless steel clearance lens guards for 1840 series.




811

Size: 6-1/4" x 2-1/4"
ABS bezel (3" bolt pattern), use with 1829 light.



1914S

4" Stainless steel locking bezel.



1831-1

Size: 2-7/8" x 1-1/2" x 1/2"
Chrome mounting bracket for 1831A and 1831R with wire lead. Standard 2" center to center screw down.



Roadmaster Bumper Guides are now LED

Our bumper guides are shipped standard with amber lens and LED 194 bulbs. Upgrade kits are available to convert existing bumper guides to LED. Please call customer service for further information 1.800.299.9600.



C-Clamp Mounting For Steel Bumper Application

846A-424

42" Fits International models, 4000-8200 - chrome.

847SA-424

Stainless steel.

846A-428

42" Fits International 1600-2600, Ford F600-900, Mack Midliner models - chrome.

847SA-428

Stainless steel.

846A-4810

48" Fits Kenworth, Peterbilt, White, GMC, Ford L models 7000-9000, Mack - chrome.

847SA-4810

Stainless steel.

846A-548

54" Fits Freightliner, FLD & FLC, Kenworth T450B and T800 models - chrome.

847SA-548

Stainless steel.

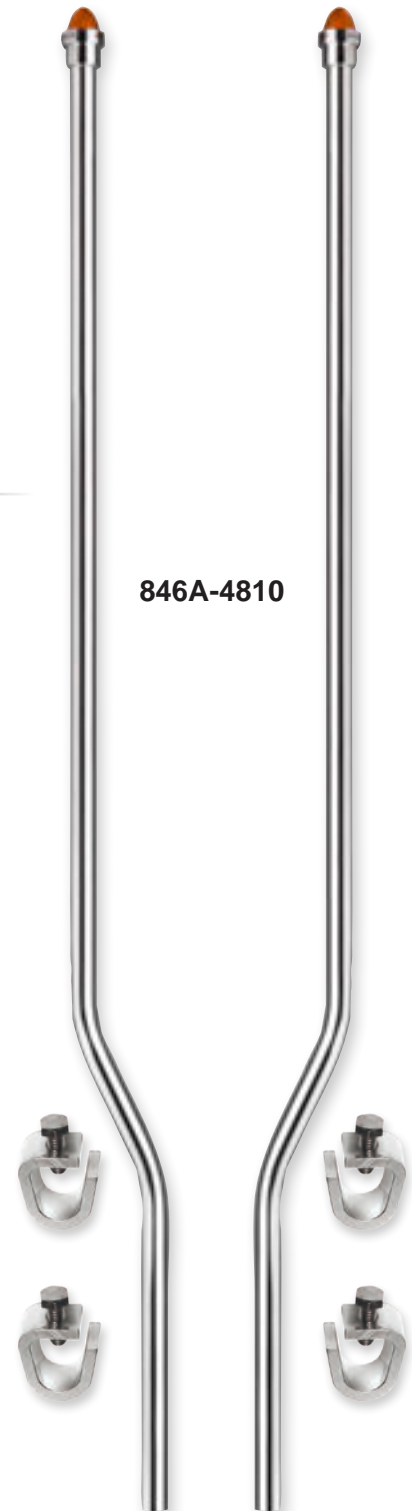
846A-5410

54" Fits International 9300, 9400, Kenworth B, W900L models - chrome.

847SA-5410

Stainless steel.

Display Pack: 5 pair per case



846A-4810

C-Clamp Mounting



Bracket Mounting

For Steel and Plastic Bumper Application

846A-487

48" Fits Peterbilt 375-378, Peterbilt 377 (steel bumper), Ford - all Aero Max, International 9300 SBA, Western Star 5900, Volvo (steel bumper) models - chrome.

847SA-487

Stainless steel.

846A-4810A

48" Fits International 9200-9400, White GMC, Volvo, Mack CH & CL models - chrome.

847SA-4810A

48" Stainless steel.

846A-4810F

48" Fits Freightliner FLD120 model - chrome.

847SA-4810F

Stainless steel.

Bolt-Thru Mounting


For Steel Bumper Application

846A-448

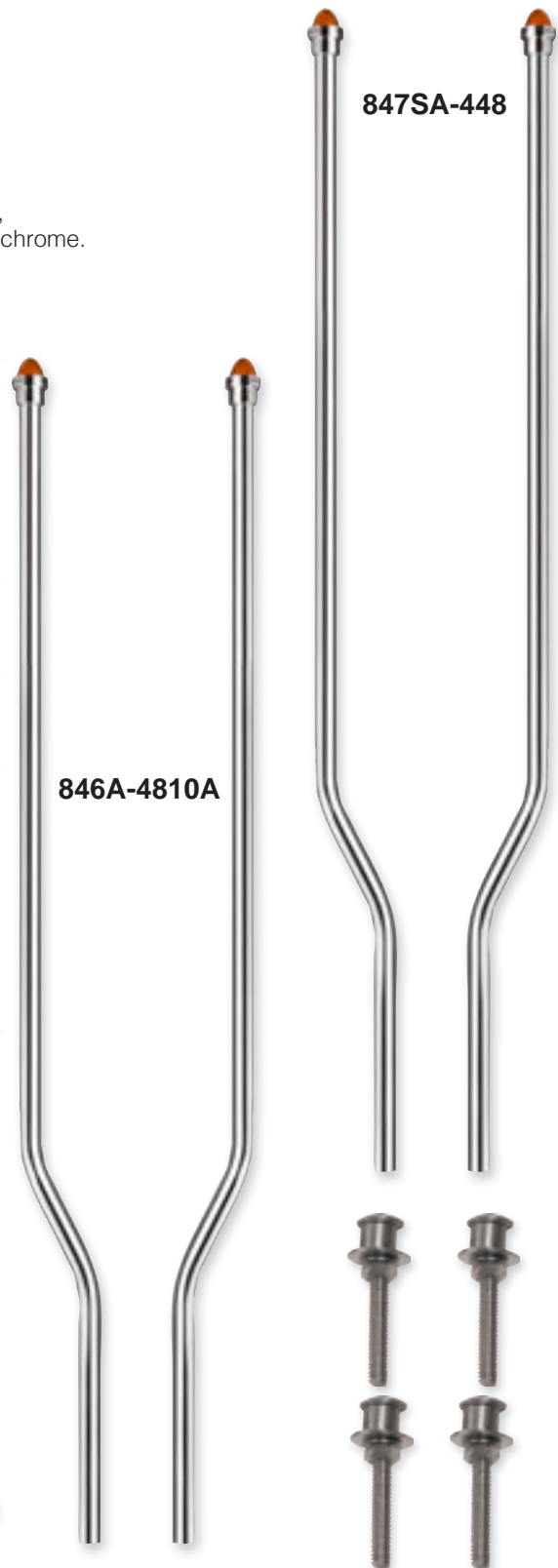
44" Fits Kenworth T300-800 models - chrome.

847SA-448

Stainless steel.



Bracket Mount



Display Pack: 5 pair per case



Bumper Guide Replacement Parts



848-2A
Amber lens assembly.



848-2B
Blue lens assembly.



848-2C
Clear lens assembly.



848-2G
Green lens assembly.



848-2R
Red lens assembly.

848S-487

Stainless steel bracket mounting hardware fits: 846A-487 one side set per pack.

848S-10A

Stainless steel bracket mounting hardware fits: 846A-4810A, 847SA-4810A one side set per pack.

848S-10F

Stainless steel bracket mounting hardware fits: 846A-4810F, 847SA-4810F one side set per pack.



848-2CK - Replacement Kit

Kit includes 1 pair of clear lens (848-2C); 3 pairs of LED 194 replacement bulbs 1962A; 1962B; 1962R. Lens and bulbs are also sold separately.



848-2

194 replacement bulb. 1 pair.



848-3

Chrome C-clamp fits: 424, 428, 4810, 548, 5410 one side set per pack.



848S-3

Stainless Steel C-clamp.

4 LED Replacement Bulbs (1 Pair)



1962A
4 LED Amber.
194 Bulbs.



1962B
4 LED Blue.
194 Bulbs.



1962R
4 LED Red.
194 Bulbs.



1962W
4 LED White.
194 Bulbs.

848-4

Socket assembly and wire lead. 1 each.



Replacement Lens Display Pack: 1 pair per pack, 10 packs per case

Headlight Visors & Shields



Headlight Visors - Round & Rectangular

849S

Stainless steel round mini visor.
Fits: Round headlight 2-1/2".



850S

Stainless steel round mini visor.
Fits: Round headlight 5-3/4".



851S

Stainless steel round mini visor.
Fits: Round headlight 7-1/2".



853S

Stainless steel rectangular headlight visor.
Fits: H6052, 6052, 6054 seal beam 6" x 8".



Headlight Shields - Round & Rectangular

857

Chrome headlight shield round.
Fits: 4000, 4001, 4040, 5001 seal beam 5-3/4".



858

Stainless steel headlight shield round.
Fits: 6014, 6015, 6016 seal beam 7-1/2".



854S

Stainless steel rectangular dual square visor, curve style.
Fits: 4" x 6".



855S

Stainless steel rectangular dual square visor, flat style.
Fits: 4" x 6".



856

Chrome rectangular full square visor, for dual lights.
Fits: 16-3/4" x 3".



856S

Stainless steel rectangular full square visor, for dual lights.
Fits: 16-3/4" x 3".



860

Chrome rectangular headlight shield.
Fits: H6052, H6054 seal beam 5" x 7-1/2".

Bulk Pack: 100 each per case



Convex Mirrors



4050S

5" Stainless steel convex mirror head with smooth back, center mount.



4060S

6" Stainless steel convex mirror head with smooth back, center mount.



4070S

7-1/2" Stainless steel convex mirror head with rib back, center mount.



4071S

7-1/2" Stainless steel convex mirror head with smooth back, offset mount.



4080S

8-1/2" Stainless steel convex mirror head with smooth back, center mount.

Display Pack: 20 each per case



4081S

8-1/2" Stainless steel convex mirror head with smooth back, offset mount.



4082S
8-1/2" Stainless steel convex mirror head with rib back, center mount.



4083S
8-1/2" Stainless steel convex mirror head with pointed back, offset mount.

Aluminum Mirror



4101A
6-1/2" x 16" Aluminum mirror back, 5/16" mounting bolt.



HEATED

4084L Left Arrow
4084R Right Arrow
8-1/2" Convex mirror with LED marker light and flashing turn signal.



4085S
4" x 8" Stainless steel over the door convex mirror.

West Coast Mirrors



4105S
6-1/2" x 16" Stainless steel mirror with bottom convex mirror for wide angle view 5/16" mounting bolt.

Display Pack: 10 each per case



HEATED

4115S

7" x 16" Stainless steel mirror with powerful heater for safety and fast deicing, 5/16" mounting bolt.



HEATED

4120S

7" x 16" Stainless steel mirror with clearance lamp on back and powerful heater for safety and fast deicing, 5/16" mounting bolt.



4121S-LED

7" x 16" Stainless steel mirror. 18 LED clearance and auxiliary turn signal light. 5/16" mounting stud, universal application. 12-volt, 78" wire lead.



4122S-LED

7" x 16" Stainless steel mirror. Convex bottom. 18 LED clearance and auxiliary turn signal light. 5/16" mounting stud, universal application. 12-volt, 78" wire lead.



4125S

7" x 16" Stainless steel universal application heavy duty mirror, 5/16" mounting bolt.



4130S

7" x 16" Stainless steel heavy duty mirror with convex glass, 5/16" mounting bolt.



Blind Spot Mirrors



4200
3" Blind spot mirror.



4205
3-3/4" Blind spot mirror.



4210
3-3/4" Blind spot mirror.
360° adjustable.



4215
4" x 5-1/2" Blind spot mirror.

Tripod Mirror Brackets



4220S
Stainless steel heavy-duty tripod mirror bracket.



4221S
Stainless steel heavy duty tripod mirror bracket with 7-1/2" mirror.



Hood Mount Convex Mirror



4222S
8-1/2" Stainless steel convex mirror. Assembly comes with curved and straight extension. Mounting hardware included.



Pod Mount Dome Convex Mirror



4223S
8-1/2" Stainless steel convex mirror - 150 radius. Adjustable arm, extends and retracts for multiple viewing angles. Mounting hardware included.



Freightliner Cascadia Hood Mirrors

Features:

- Direct OEM Replacement
- Fits: 2009 - Current
- ABS Housing and Non-Heated
- Auxiliary Mirror and Manual Adjustment
- Complete Hood Mirror Assembly
- Installation Hardware Included
- 1-Year Limited Warranty
- Available with Black or Chrome Backing



4224FL

Driver side. Replaces A22-66565-000.

4224FR

Passenger side. Replaces A22-66565-001.



4225FLC

Driver side. Replaces A22-66565-002.

4225FRC

Passenger side. Replaces A22-66565-003.

Did You Know?

Freightliner Cascadia Hood Mirrors are exceptional and safer...

Pedestal - Mounted lightweight aero mirrors, are exceptionally stable for minimum vibration. Hood mounted mirrors were included in the factory design to maximize the viewable blind spot area. These mirrors rest on a secure built-in hood support placed forward to reduce splash from road spray. In designing the mirror mounting, over 100 different positions were tested to the Cascadia's large but lightweight cab features to define the optimum viewing of the rear, and minimization of blind spot.



Mirror Brackets & Clamps



4400
Heavy-duty nickel chrome spot mirror bracket.



4410
Heavy-duty nickel chrome clamp for 3/4" o.d. tubing.



4415
Heavy-duty nickel chrome twisted mounting bracket for 5/8" & 3/4".



4420
Heavy-duty nickel chrome side mount clamp for 3/4" o.d. tubing.


Display Pack: 50 each per case



4425
Heavy-duty nickel chrome 6" auxiliary arm and mounting clamp.




4430
Heavy-duty nickel chrome adjustable arm 10" - 14".




4435
Heavy-duty nickel chrome adjustable arm 14"-20".



Light Panels & Brackets




License Plate Frames
Page 94



Permit Holders
Page 95



License Plate Holders
Page 96-97




Rear Light Panels
Page 98-101




Rear Light Bars
Page 102-107



One-Piece Light Bars
Page 108-110




Front Bumper Light Brackets
Page 111-112



Air Cleaner Lights
Page 113-117



Sleep Panel Kits
Page 119



Top Deck Plates
Page 119



Light Brackets
Page 120-125

License Plate Frames



Chrome License Plate Frames

6-1/2" - 12"



410
Flying Eagle license plate frame.

Bulk Pack: 50



411
Chain license plate frame.

Bulk Pack: 50



412
Mexican Eagle license plate frame.
Color: Green, White, and Red.

Bulk Pack: 50



418
Twist license plate frame.

Bulk Pack: 50



419
Barbwire license plate frame.

Bulk Pack: 50



420
Chrome license plate frame.

Bulk Pack: 100



421
Skull license plate frame.

Bulk Pack: 50



422
Lady license plate frame.

Bulk Pack: 50



425
Deluxe chrome license plate frame.

Bulk Pack: 50

License Plate Nut Sets

400
Bullet nut with stud, nut & washers.

400CD Display pack (4 per card).



405
Hex nut with stud, nut & washers.

405CD Display pack (4 per card).




Display Pack: 4 each per pack



Stainless Steel Permit Holders

Mounting hardware not included.



426R

Stainless steel permit holder, rigid mount
4" x 18" (Made in the U.S.A.)

426H

Stainless steel permit holder, hinge mount
4" x 18" (Made in the U.S.A.)



427R

Stainless steel permit holder, rigid mount
4" x 24" (Made in the U.S.A.)

427H

Stainless steel permit holder, hinge mount
4" x 24" (Made in the U.S.A.)



428R

Stainless steel permit holder, rigid mount
4" x 30" (Made in the U.S.A.)

428H

Stainless steel permit holder, hinge mount
4" x 30" (Made in the U.S.A.)



429R

Stainless steel permit holder, rigid mount
4" x 36" (Made in the U.S.A.)

429H

Stainless steel permit holder, hinge mount
4" x 36" (Made in the U.S.A.)

Heavy Duty Chrome License Plate Holders

Mounting hardware not included.



430

Chrome heavy duty (1)
license plate holder.
9" x 17"

430CD

Display pack.
9" x 17"



435

Chrome heavy duty (2)
license plate holder.
9" x 30"

435CD

Display pack.
9" x 30"



440

Chrome heavy duty (3)
license plate holder.
9" x 43"

440CD

Display pack.
9" x 43"

Permit Holders Bulk Pack: 10 each per case
Plate Holders Bulk Pack: 1 each per case



Heavy Duty Stainless Steel License Plate Holders

Mounting hardware not included.



430S

Stainless steel (1) license plate holder.
7" x 12" (Made in the U.S.A.)



435S

Stainless steel (2) license plate holder.
7" x 24" (Made in the U.S.A.)



440S

Stainless steel (3) license plate holder.
7" x 36" (Made in the U.S.A.)



450S

Stainless steel (1) license plate holder with frame.
9" x 14" (Made in the U.S.A.)



455S

Stainless steel (2) license plate holder with frame.
9" x 27" (Made in the U.S.A.)



460S

Stainless steel (3) license plate holder with frame.
9" x 40" (Made in the U.S.A.)



465S

Stainless steel (4) license plate holder with frame.
9" x 49" (Made in the U.S.A.)



License Plate Holders

Heavy Duty Stainless Steel License Plate Holders with Light

Mounting hardware not included.



466SCD

Stainless steel (1) license plate holder.
7.75" x 20.5" (Made in the U.S.A.) display pack.

Display Pack: 5



467SCD

Stainless steel (2) license plate holder.
6" x 36" (Made in the U.S.A.) display pack.

Display Pack: 5



468SCD

Stainless steel (3) license plate holder. 9.5" x 36" (Made in the U.S.A.) display pack.

Display Pack: 5



469SCD

Stainless steel (4) license plate holder. 9.5" x 49" (Made in the U.S.A.) display pack.

Display Pack: 5



Rear Light Panels for Round Lights

12" x 34"



470

Chrome rear light panel with round cutouts.

470S

Stainless steel.



471

Chrome rear light panel assembled with incandescent lights, license plate lights and frame. Grommets and pigtails included.

471S

Stainless steel.



471-3

Chrome rear light panel assembled with LED lights, license plate lights and frame. Grommets and pigtails included.

471S-3

Stainless steel.



471-3B

Chrome rear light panel assembled with LED lights, ABS bezels, license plate lights and frame. Grommets and pigtails included.

471S-3B

Stainless steel.



471-4

Chrome rear light panel assembled with clear lens LED lights, ABS bezels, license plate lights and frame. Grommets and pigtails included.

471S-4

Stainless steel.

Did You Know?

Rear Light Panels can be Customized.

Personalizing your ride has never been easier. Wrapping is the easiest and innovative way to customizing your look. Vinyl wrap is a process whereby pressure-sensitive vinyl - in almost any full color design.

Is a wrap permanent? The vinyl film can be removed completely without leaving any adhesive residue, returning the stainless steel to its original color and condition. A wrap typically last for 2-5 years depending on the conditions in which the truck is driven and stored.

Contact your CSR for more information (800) 299-9600



Rear Light Panels for Rectangular Lights

12" x 34"



472

Chrome rear light panel with round cutouts and four 2" round cutouts.

472S

Stainless steel.



473

Chrome rear light panel assembled with incandescent lights, license plate lights and frame. Grommets and pigtailed included.

473S

Stainless steel.



473-1

Chrome rear light panel assembled with LED lights, license plate lights and frame. Grommets and pigtailed included.

473S-1

Stainless steel.




473-3

Chrome rear light panel assembled with LED lights, ABS bezels, license plate lights and frame. Grommets and pigtailed included.


473S-3

Stainless steel.



473S-4WFL

Stainless steel rear light panel assembled with clear lens LED lights, ABS bezels, license plate lights and frame. Grommets and pigtailed included.



473-4

Chrome rear light panel assembled with clear lens LED lights, ABS bezels, license plate lights and frame. Grommets and pigtailed included.

473S-4

Stainless steel.



Rear Light Panels for Rectangular Lights

12" x 34"



474

Chrome rear light panel with rectangular cutouts.

474S

Stainless steel.



475

Chrome rear light panel assembled with incandescent lights, license plate lights and frame. Grommets and pigtailed included.

475S

Stainless steel.



475-3

Chrome rear light panel assembled with LED lights, license plate lights and frame. Grommets and pigtailed included.

475S-3

Stainless steel.



475-4

Chrome rear light panel assembled with clear lens LED lights, ABS bezels, license plate lights and frame. Grommets and pigtailed included.

475S-4

Stainless steel.





Rear Light Panels for Oval Lights

12" x 34"



478

Chrome rear light panel with oval cutouts.

478S

Stainless steel.



479-3

Chrome rear light panel assembled with LED lights, license plate lights and frame. Grommets and pigtailed included.

479S-3

Stainless steel.




479

Chrome rear light panel assembled with incandescent lights, license plate lights and frame. Grommets and pigtailed included.

479S

Stainless steel.



479-4

Chrome rear light panel assembled with clear lens LED lights, ABS bezels, license plate lights and frame. Grommets and pigtailed included.

479S-4

Stainless steel.



479-3B

Chrome rear light panel assembled with LED lights, ABS bezels, license plate lights and frame. Grommets and pigtailed included.

479S-3B

Stainless steel.

Did You Know?

Lights are the most common CSA violation.

An inoperative lamp is the most common violation in 32 states since CSA (Compliance Safety and Accountability) debuted.

Avoid a potential violation, check your lights regularly. They are inexpensive and relatively replace, you can do it yourself. Roadmaster offers a variety of lights and light brackets. These rear center light panels mount under the frame. An easy and accretive way to cover the back of your truck. Light panels come in Chrome or polished stainless steel and are preassembled.

Stay in compliance and avoid those annoying infractions, but most important for your safety and the safety of others.



Two Piece Round Light Bars Rigid Mount

6" Width x 30" Length x 2.25" Depth. 1 Pair.



480
Chrome light bar with round cutouts.

480S
Stainless steel.




481-4
Chrome light bars assembled with 4" clear lens LED lights and ABS bezels. Grommets and wire harness included.

481S-4
Stainless steel.



481
Chrome light bars assembled with 4" incandescent lights. Grommets and wire-harness included.

481S
Stainless steel.



481-5
Chrome light bars assembled with 4" LED lights and ABS bezels. Grommets and wire-harness included.

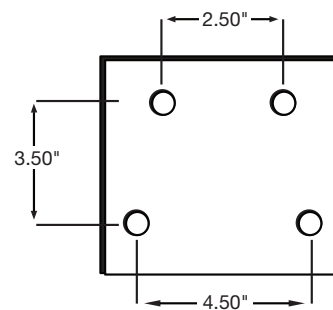
481S-5
Stainless steel.



481-3
Chrome light bars assembled with 4" LED lights. Grommets and wire-harness included.

481S-3
Stainless steel.


Bolt Pattern Rigid Mount Light Bars






Two Piece Round Light Bars Spring Loaded

6" Width x 30" Length x 2.25" Depth. 1 Pair.



480S-SL

Stainless steel light bars with round cutouts.



481S-SL-3W

Stainless steel bars assembled with 2 back-up lights and 4 red LED lights and ABS bezels. Grommets and wire-harness included.



481S-SL

Stainless steel bars assembled with 4" incandescent lights. Grommets and wire-harness included.




481S-SL-4

Stainless steel bars assembled with 4" clear lens LED lights and ABS bezels. Grommets and wire-harness included.



481S-SL-3

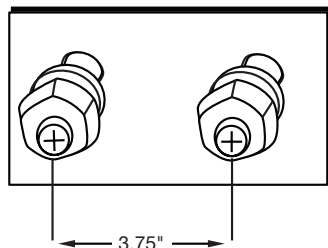
Stainless steel bars assembled with 4" LED lights. Grommets and wire-harness included.



481S-SL-5

Stainless steel bars assembled with 4" LED lights and ABS bezels. Grommets and wire-harness included.

Bolt Pattern for Spring Loaded Light Bars





Two Piece Rectangular Light Bars Rigid Mount

6" Width x 30" Length x 2.25" Depth. 1 Pair.



482

Chrome 2-piece light bars with rectangular cutouts.

482S

Stainless steel.



483

Chrome light bars assembled with incandescent lights. Grommets and wire-harness included.

483S

Stainless steel.



483-3

Chrome light bars assembled with LED lights. Grommets and wire-harness included.

483S-3

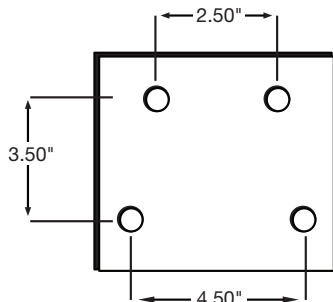
Stainless steel.



483-4

Chrome light bars assembled with rectangular LED lights and ABS bezels. Grommets and wire-harness included.

Bolt Pattern Rigid Mount Light Bars



Wiring Harness

Fits all rear light bars.



480-2

42" 3-prong plug with a 12" lead wire. 2 each per pack. 6 packs per case.



1992

100' 3-Prong plugs. 12" wire lead.



Two Piece Rectangular Light Bars Spring Loaded

6" Width x 30" Length x 2.25" Depth. 1 Pair.



482S-SL

Stainless steel 2-piece light bars with rectangular cutouts.




483S-SL-3

Stainless steel bars assembled with LED lights. Grommets and wire-harness included.



483S-SL

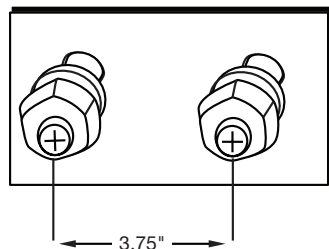
Stainless steel bars assembled with incandescent lights. Grommets and wire-harness included.



483S-SL-4

Stainless steel bars assembled with rectangular LED lights and ABS bezels. Grommets and wire-harness included.

Bolt Pattern for Spring Loaded Light Bars



Did You Know?

Spring-Loaded Light Bars are built to last!

Roadmaster Spring-Loaded Light Bars designed to spring back from impact and return to its original position. They are manufactured of heavy-gauge high polished stainless steel. Has an internally-mounted heavy-duty steel springs, and are tough and resilient. They have a one year limited warranty.



Two Piece Oval Light Bars Rigid Mount

6" Width x 30" Length x 2.25" Depth. 1 Pair.



485
Chrome 2-piece light bars with oval cutouts.

485S
Stainless steel.



486-4
Chrome light bars assembled with clear lens LED lights and ABS bezels. Grommets and wire-harness included.

486S-4
Stainless steel.




486
Chrome light bars assembled with incandescent lights. Grommets and wire-harness included.

486S
Stainless steel.



486-5
Chrome light bars assembled with LED lights and ABS bezels. Grommets and wire-harness included.

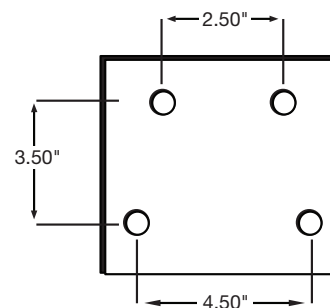
486S-5
Stainless steel.



486-3
Chrome light bars assembled with LED lights. Grommets and wire-harness included.

486S-3
Stainless steel.

Bolt Pattern Rigid Mount Light Bars





Two Piece Oval Light Bars Spring Loaded

6" Width x 30" Length x 2.25" Depth. 1 Pair.



485S-SL

Stainless steel 2-piece light bars with oval cutouts.




486S-SL-4

Stainless steel light bars assembled with clear lens LED lights and ABS bezels. Grommets and wire-harness included.



486S-SL

Stainless steel bars assembled with incandescent lights. Grommets and wire-harness included.



486S-SL-5

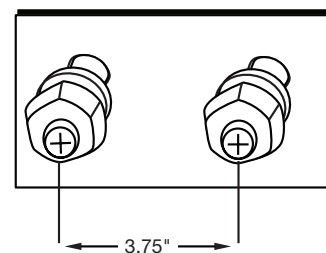
Stainless steel bars assembled with LED lights and ABS bezels. Grommets and wire-harness included.



486S-SL-3

Stainless steel bars assembled with LED lights. Grommets and wire-harness included.

Bolt Pattern for Spring Loaded Light Bars



One Piece Light Bars



One Piece Oval Light Bars

6-3/8" x 94" x 2"



487S

Stainless steel light bar with oval cutouts.



488S

Stainless steel with incandescent lights. Grommets and wire harness included.



488S-3

Stainless steel with LED lights. Grommets and wire harness included.



488S-4

Clear lens LED lights. ABS bezels and wire harness included.



488S-5

LED lights. ABS bezels and wire harness included.



One Piece Round Light Bars

6-3/8" x 94" x 2"



490S

Stainless steel light bar with round cutouts.



491S

Stainless steel with incandescent lights. Grommets and wire harness included.



491S-3

Stainless steel with LED lights. Grommets and wire harness included.



491S-4

Clear lens LED lights. ABS bezels and wire harness included.



491S-5

LED lights. ABS bezels and wire harness included.

One Piece Light Bars



One Piece Rectangular Light Bars

6-3/8" x 94" x 2"



493S

Stainless steel light bar with rectangular cutouts.



494S

Stainless steel with incandescent lights. Grommets and wire harness included.



494S-3

Stainless steel with LED lights. Grommets and wire harness included.



494S-5

LED lights. ABS bezels and wire harness included.

Light Bar Mounting Bracket

Hardware included. 1 Pair.



495

Mounting brackets for one piece light bars.

Did You Know?


These brackets are designed to securely hug the light bars from four points to distribute the weight of the light bar and make them withstand the constant vibration. These brackets come with the necessary hardware so you can mount them yourself.

No need to weld or take a trip to the hardware store to get nuts and bolts – hardware is included.



Front Bumper Light Brackets

4" x 87-1/2" x 2"



- 496S** Stainless steel front bumper light bracket with twelve 2" round cutouts.
- 496S-1** 12 round clearance lights with stainless steel flat bezels.
- 496S-2** 12 round clearance lights with ABS bezels.
- 496S-3** 12 round clearance lights with ABS bezels with visors.

- 496S-4** 12 beehive clearance lights with stainless steel bezels.
- 496S-5** 12 beehive clearance lights with ABS bezels with visors.
- 496S-6** 12 LED round clearance lights with ABS bezels.
- 496S-7** 12 LED beehive clearance lights with ABS bezels with visors.
- 496S-8** 12 clear lens LED lights with ABS bezels.

+								
496S	1	2	3	4	5	6	7	8
Bezel Style	Stainless Steel	ABS Chrome	ABS Chrome	Stainless Steel	ABS Chrome	ABS Chrome	ABS Chrome	ABS Chrome
Light Style	Incandescent	Incandescent	Incandescent	Incandescent Beehive	Incandescent Beehive	LED	LED Beehive	Clear Lens LED



- 497S** Stainless steel front bumper light bracket with four oval cutouts and eight 2" round cutouts.
- 497S-1** 4 oval amber lights, eight 2" round clearance lights with stainless steel flat bezels.
- 497S-2** 4 oval amber lights, eight 2" round clearance lights with ABS bezels.
- 497S-3** 4 oval amber lights, eight 2" round clearance lights with ABS bezels with visors.

- 497S-4** 4 oval amber lights, eight 2" beehive clearance lights with stainless steel flat bezels.
- 497S-5** 4 oval amber lights, eight 2" beehive clearance lights with ABS bezels with visors.
- 497S-6** 4 oval LED amber lights, eight 2" round LED clearance lights with ABS bezels.
- 497S-7** 4 oval LED amber lights, eight 2" beehive LED clearance lights with ABS bezels with visors.
- 497S-8** 4 clear lens LED oval lights, eight 2" clear lens LED lights with ABS bezels.


+								
497S	1	2	3	4	5	6	7	8
Bezel Style	Stainless Steel	ABS Chrome	ABS Chrome	Stainless Steel	ABS Chrome	ABS Chrome	ABS Chrome	ABS Chrome
Light Style	Incandescent	Incandescent	Incandescent	Incandescent Beehive	Incandescent Beehive	LED	LED Beehive	Clear Lens LED

Front Bumper Light Brackets



Front Bumper Light Brackets

4" x 87-1/2" x 2"



498S

Stainless steel front bumper light bracket with six oval cutouts and 3" bolt pattern pre-drilled holes.








498S-4

498S-1 6 oval lights, four 1829A clearance lights with snap in brackets and stainless steel bezels.

498S-2 6 oval lights, four 1829A clearance lights with snap in brackets and ABS flat bezels.

498S-3 6 oval lights, four 1829A clearance lights with snap in brackets and ABS bezels with visors

498S-4 6 LED oval lights, four 1829A LED clearance lights with snap in brackets and ABS bezels with visors

 +				
498S	1	2	3	4
Bezel Style	Stainless Steel	ABS Chrome	ABS Chrome	ABS Chrome
Light Style	Incandescent	LED	LED	LED

Stainless Steel 15" Vortex Air Cleaner Lights



670S

15" Two six lights stainless steel brackets.

671S-A

15" Two brackets with twelve 2" LED amber beehive marker lights.

Display Pack: 1 set each per pack
Hardware Included.





Air Cleaner Light Brackets

Model 900 Kenworth

4" x 14"


4 light stainless steel bracket. 1 Pair.



676S

Light brackets only.

680S1-AC



Round Style

677S-A

2" Amber lights with grommet.

678S-A

2" Amber lights with stainless steel bezel.

680S-A

2" Amber lights with ABS bezel with visor.

680S1-A

2" Amber **LED** lights with ABS bezel with visor.

680S1-AC

2" Amber Clear Lens **LED** lights with ABS bezel.

684S1-A



Beehive Style

681S-A

2" Amber beehive lights with grommet.

682S-A

2" Amber beehive lights with stainless steel bezel.

684S-A

2" Amber beehive lights with ABS bezel with visor.

684S1-A

2" Amber **LED** beehive lights with ABS bezel with visor.

ASSEMBLY OPTION

Wire Harness Included.

Light Style	Grommet Only	Stainless Steel Bezel	ABS Bezel with Visor	LED ABS Bezel with Visor	Clear Lens with Bezel
Round	 677S-A	 678S-A	 680S-A	 680S1-A	 680S1-AC
Beehive	 681S-A	 682S-A	 684S-A	 684S1-A	 Available with Red lights contact customer service.

All assembled air cleaner lights are packaged in display pack and assembled with amber sealed marker lights.

Air Cleaner Light Brackets



Freightliner Classic

4-1/2" x 14"

3 light stainless steel bracket. 1 Pair.



687S

Light brackets only.



690S1-A



Round Style

688S-A

2" Amber lights with grommet.

689S-A

2" Amber lights with stainless steel bezel.

690S-A

2" Amber lights with ABS bezel with visor.

690S1-A

2" Amber **LED** lights with ABS bezel with visor.

690S1-AC

2" Amber Clear Lens **LED** lights with ABS bezel.



690S1-AC



Beehive Style

691S-A

2" Amber beehive lights with grommet.

692S-A

2" Amber beehive lights with stainless steel bezel.

693S-A

2" Amber beehive lights with ABS bezel with visor.

693S1-A

2" Amber **LED** beehive lights with ABS bezel with visor.

ASSEMBLY OPTION

Wire Harness Included.

Light Style	Grommet Only	Stainless Steel Bezel	ABS Bezel with Visor	LED ABS Bezel with Visor	Clear Lens with Bezel
Round	688S-A	689S-A	690S-A	690S1-A	690S1-AC
Beehive	691S-A	692S-A	693S-A	693S1-A	Available with Red lights contact customer service.



Air Cleaner Light Brackets

Peterbilt 377 & 379

4" x 13"

4 light stainless steel bracket. 1 Pair.



700S

Light brackets only.

704S1-AC



Round Style

701S-A

2" Amber lights with grommet.

702S-A

2" Amber lights with stainless steel bezel.

704S-A

2" Amber lights with ABS bezel with visor.

704S1-A

2" Amber **LED** lights with ABS bezel with visor.

704S1-AC

2" Amber Clear Lens **LED** lights with ABS bezel.

705S-A



Beehive Style

705S-A

2" Amber beehive lights with grommet.

706S-A

2" Amber beehive lights with stainless steel bezel.

708S-A

2" Amber beehive lights with ABS bezel with visor.

708S1-A

2" Amber **LED** beehive lights with ABS bezel with visor.

ASSEMBLY OPTION

Wire Harness Included.

Light Style	Grommet Only	Stainless Steel Bezel	ABS Bezel with Visor	LED ABS Bezel with Visor	Clear Lens with Bezel
Round	 701S-A	 702S-A	 704S-A	 704S1-A	 704S1-AC
Beehive	 705S-A	 706S-A	 708S-A	 708S1-A	 Available with Red lights contact customer service.

All assembled air cleaner lights are packaged in display pack and assembled with amber sealed marker lights.


Air Cleaner Light Brackets



Peterbilt 377 & 379

4" x 19-1/2"

6 light stainless steel bracket. 1 Pair.



711S

Light brackets only.

712S-A



Round Style

712S-A

2" Amber lights with grommet.

713S-A

2" Amber lights with stainless steel bezel.

715S-A

2" Amber lights with ABS bezel with visor.

715S1-A

2" Amber **LED** lights with ABS bezel with visor.

715S1-AC

2" Amber Clear Lens **LED** lights with ABS bezel.

715S1-AC



Beehive Style

716S-A

2" Amber beehive lights with grommet.

717S-A

2" Amber beehive lights with stainless steel bezel.

719S-A

2" Amber beehive lights with ABS bezel with visor.

719S1-A

2" Amber **LED** beehive lights with ABS bezel with visor.

ASSEMBLY OPTION

Wire Harness Included.

Light Style	Grommet Only	Stainless Steel Bezel	ABS Bezel with Visor	LED ABS Bezel with Visor	Clear Lens with Bezel
Round	 712S-A	 713S-A	 715S-A	 715S1-A	 715S1-AC
Beehive	 716S-A	 717S-A	 719S-A	 719S1-A	 Available with Red lights contact customer service.




Air Cleaner Light Brackets

For Peterbilt 377 & 379

4" x 26"

8 light stainless steel bracket. 1 Pair.



722S

Light brackets only.

724S-A



Round Style

723S-A

2" Amber lights with grommet.

724S-A

2" Amber lights with stainless steel bezel.

726S-A

2" Amber lights with ABS bezel with visor.

726S1-A

2" Amber **LED** lights with ABS bezel with visor.

726S1-AC

2" Amber Clear Lens **LED** lights with ABS bezel.

726S1-AC



Beehive Style

727S-A

2" Amber beehive lights with grommet.

728S-A

2" Amber beehive lights with stainless steel bezel.

730S-A











2" Amber beehive lights with ABS bezel with visor.

730S1-A

2" Amber **LED** beehive lights with ABS bezel with visor.

ASSEMBLY OPTION

Wire Harness Included.

Light Style	Grommet Only	Stainless Steel Bezel	ABS Bezel with Visor	LED ABS Bezel with Visor	Clear Lens with Bezel
Round	 723S-A	 724S-A	 726S-A	 726S1-A	 726S1-AC
Beehive	 727S-A	 728S-A	 730S-A	 730S1-A	 Available with Red lights contact customer service.

All assembled air cleaner lights are packaged in display pack and assembled with amber sealed marker lights.



**PRIDE
+ QUALITY**

= CRAFTSMANSHIP

Cab and Sleeper lights kits are custom made to your specifications.

Partnered with a local business we are able to accommodate customer in need of basic light kits or custom designs. We offer unique solutions while still delivering a top quality workmanship that set us apart from our competitors. Your satisfaction is our goal and our attention to service and quality has made us an industry leader - we want you to love your truck!

For further information contact customer service (800) 299-9600.





Sleeper Panel Kits/Top Deck Plates

Kenworth



760S-1

760S

3" x 60"

4-piece set 60" fits: Kenworth cab panel & double sleeper panel kit.

760S-1

3" x 60"

4-piece set 60" fits: Kenworth cab panel & double sleeper panel kit with LED lights.

Freightliner



770S-1

770S

3" x 60"

4-piece set 60" fits: Freightliner cab panel & double sleeper panel kit.

770S-1


3" x 60"

4-piece set 60" fits: Freightliner cab panel & double sleeper panel kit with LED lights.

Top Deck Plates

Aluminum Top Deck Plates

Size: 11-3/4" x 32-3/4"



798-1

1-piece aluminum top deck plate.



798-2

2-piece aluminum top deck plate.



798-3

3-piece aluminum top deck plate.



Single Round Light Bracket

6" x 5-3/4" x 1-1/2"
Stainless steel.



812S

Single light bracket for 4" round lights.

Double Round Light Bracket

12" X 5-3/4" x 1-1/2"
Stainless steel.



815S

Double light bracket for 4" round lights.




813S1CD-A

Amber LED light bracket, grommet, and pigtail included.

813S1CD-R

Red LED light bracket, grommet, pigtail included.



816S1CD-A

Amber LED light bracket, grommet, and pigtail included.

816S1CD-R

Red LED light bracket, grommet, pigtail included.




813S2CD-A

Amber LED light bracket. Assembled with grommet, pigtail and ABS bezel in display pack.

813S2CD-R

Red LED light bracket. Assembled with grommet, pigtail and ABS bezel in display pack.



816S2CD-A

Amber LED light bracket. Assembled with grommet, pigtail and ABS bezel in display pack.

816S2CD-R

Red LED light bracket. Assembled with grommet, pigtail and ABS bezel in display pack.



813S2CD-AC

Amber clear lens LED light bracket. Assembled with grommet, pigtail and ABS bezel in display pack.

813S2CD-RC

Red clear lens LED light bracket. Assembled with grommet, pigtail and ABS bezel in display pack.



816S2CD-AC

Amber clear lens LED light bracket. Assembled with grommet, pigtail and ABS bezel in display pack.

816S2CD-RC

Red clear lens LED light bracket. Assembled with grommet, pigtail and ABS bezel in display pack.



Triple Round Light Bracket

18" x 5-3/4" x 1-1/2"
Stainless steel.



818S

Triple light bracket for 4" round lights.



819S2CD-R

Red LED light bracket. Assembled with grommet, pigtail and ABS bezel in display pack.



819S1CD-A

Amber LED light bracket, grommet, and pigtail included.



819S1CD-R

Red LED light bracket, grommet, pigtail included.



819S2CD-A

Amber LED light bracket. Assembled with grommet, pigtail and ABS bezel in display pack.



819S2CD-AC

Amber clear lens LED light bracket. Assembled with grommet, pigtail and ABS bezel in display pack.

819S2CD-RC

Red clear lens LED light bracket. Assembled with grommet, pigtail and ABS bezel in display pack.



Single Rectangular Light Bracket

9" x 5-1/4" x 1-1/2"
Stainless steel.



821S

Single light bracket for rectangular lights.

Double Rectangular Light Bracket

15" x 5-1/4" x 1-1/2"
Stainless steel.



823S

Double light bracket for rectangular lights.



822S1CD-A

Amber LED light bracket, grommet, and pigtail included.



824S1CD-A

Amber LED light bracket, grommet, and pigtail included.



822S1CD-R

Red LED light bracket, grommet, and pigtail included.



824S1CD-R

Red LED light bracket, grommet, pigtail included.



822S2CD-A

Amber LED light bracket. Assembled with grommet, pigtail and ABS bezel in display pack.



824S2CD-A

Amber LED light bracket. Assembled with grommet, pigtail and ABS bezel in display pack.



822S2CD-R

Amber LED light bracket. Assembled with grommet, pigtail and ABS bezel in display pack.



824S2CD-R

Red LED light bracket. Assembled with grommet, pigtail and ABS bezel in display pack.



Triple Rectangular Light Bracket

22" x 5-1/4" x 1-1/2"
Stainless steel.



826S

Triple light bracket for rectangular lights.

Did You Know?

These light brackets are made of heavy-duty stainless steel.

These light brackets are made of polished heavy-duty stainless steel. They are adaptable and are easy to mount with pre-drilled holes. They can be mounted on almost any utility truck, truck bed, trailer, or anywhere you need a set of primary or auxiliary clearance or stop turn lights. Mount them vertically or horizontally.



827S1CD-A

Amber LED light bracket, grommet, and pigtail included.



827S1CD-R

Red LED light bracket, grommet, pigtail included.



827S2CD-A

Amber LED light bracket. Assembled with grommet, pigtail and ABS bezel in display pack.



827S2CD-R

Red LED light bracket. Assembled with grommet, pigtail and ABS bezel in display pack.



Single Oval Light Bracket

8-1/4" x 4" x 1-3/4"
Stainless steel.

829S

Single light bracket for oval lights.



Double Oval Light Bracket

16-1/2" x 4" x 1-3/4"
Stainless steel.

831S

Double light bracket for oval lights.



830S1CD-A

Amber LED light bracket, grommet, and pigtail included.



832S1CD-A

Amber LED light bracket, grommet, and pigtail included.



830S1CD-R

Red LED light bracket, grommet, pigtail included.



832S1CD-R

Red LED light bracket, grommet, pigtail included.



830S2CD-A

Amber LED light bracket. Assembled with grommet, pigtail and ABS bezel in display pack.



832S2CD-A

Amber LED light bracket. Assembled with grommet, pigtail and ABS bezel in display pack.



830S2CD-AC

Amber clear lens LED light bracket. Assembled with grommet, pigtail and ABS bezel in display pack.



832S2CD-AC

Amber clear lens LED light bracket. Assembled with grommet, pigtail and ABS bezel in display pack.



830S2CD-R

Red LED light bracket. Assembled with grommet, pigtail and ABS bezel in display pack.



832S2CD-R

Red LED light bracket. Assembled with grommet, pigtail and ABS bezel in display pack.



830S2CD-RC

Red clear lens LED light bracket. Assembled with grommet, pigtail and ABS bezel in display pack.



832S2CD-RC

Red clear lens LED light bracket. Assembled with grommet, pigtail and ABS bezel in display pack.





Triple Oval Light Bracket

24-3/4" x 4" x 1-3/4"
Stainless steel.



834S

Triple light bracket for oval lights.



835S2CD-R

Red LED light bracket. Assembled with grommet, pigtail and ABS bezel in display pack.



835S1CD-A

Amber LED light bracket, grommet, and pigtail included.



835S1CD-R

Red LED light bracket, grommet, pigtail included.



835S2CD-A

Amber LED light bracket. Assembled with grommet, pigtail and ABS bezel in display pack.



835S2CD-AC

Amber clear lens LED light bracket. Assembled with grommet, pigtail and ABS bezel in display pack.

835S2CD-RC

Red clear lens LED light bracket. Assembled with grommet, pigtail and ABS bezel in display pack.



View more Interior Products online at ThinkRoadmaster.com



Steering Wheels
Page 128- 129



Seat Savers
Page 130 - 131



Fuel Tank Covers
Page 132



Shifter Boots
Page 132



29500, 29505, 29510, 29511, 29520, 29525, 29530, 29535



29515

Peterbilt

29500

18-inch with Chrome Spokes, Tilt/Telescopic Column, July 1993 - April 1998.

29500-FLAMES
29500-CROSS
29500-CLASSIC

International / Navistar

29515

18-inch with Chrome Spokes, Tilt/Telescopic Column, All Years.

29515-FLAMES
29515-CROSS
29515-CLASSIC

29505

18-inch with Chrome Spokes, Adjustable Column, May 1998 - Present.

29505-FLAMES
29505-CROSS
29505-CLASSIC

Freightliner

29510

18-inch with Chrome Spokes, Fixed and Adjustable Column, Classic FLD, Century. 1989 - 2007

29510-FLAMES
29510-CROSS
29510-CLASSIC

29511

18-inch with Chrome Spokes, Fixed Column, Coronado, M2, Century, Columbia, Mid - 2007 - Present.



CLASSIC

STEERING
WHEEL
BASE

Roadmaster's wood steering wheels are manufactured using the highest quality materials. The wood is hand polished, laminated, and topped with a UV protection. With brilliant chrome spokes, Roadmaster's steering wheels are perfect for any interior.



Steering Wheels



FLAMES



CROSS

Kenworth

29520

18-inch with Chrome Spokes, Tilt/Telescopic Column, May 1995 - March 1997.

- 29520-FLAMES
- 29520-CROSS
- 29520-CLASSIC

Western Star

29530

18-inch with Chrome Spokes, Tilt/Telescopic Column, October 1998 - Present.

- 29530-FLAMES
- 29530-CROSS
- 29530-CLASSIC

29525

18-inch with Chrome Spokes, Adjustable Column, March 2001 - Present.

- 29525-FLAMES
- 29525-CROSS
- 29525-CLASSIC

Mack

29535

18-inch with Chrome Spokes, Tilt/Telescopic Column, Through April 2001.

- 29535-FLAMES
- 29535-CROSS
- 29535-CLASSIC

Steering Wheel Spinner



7000

Aluminum steering wheel spinners.

Display Pack: 50 each per case

Chrome Horn Button



29550

Chrome Horn Button, Fits all Roadmaster Steering Wheels.



SEATSAVER[®] WT

WORK TRUCK



- Custom fitted, slip-on slip-off protection from everyday abuse
- SeatSavers block UV rays to help protect stock seats, fabric or leather
- Heavy-Duty, polycotton drill weave fabric “breathes” for all day comfort
- Washer/dryer safe. When they’re dirty just slip them off and into the washer
- All stress seams are overlapped and double-stitched
- Easy installation - no tools required





MODEL	TYPE OF SEAT	SEAT STYLE	PART NUMBER
ATLAS BY SEARS SEATING			
Elite 80 Series	High Back	Single Bucket	SHD3004PC-xx
70 Series	High Back	Single Bucket	SHD3004PC-xx
35 Series	Mid Back	Single Bucket	SHD2003PC-xx
xx = Charcoal (CH), Gray (GY), Taupe (TP)			
BOSTROM			
T-900R	High Back	Single Bucket	SHD3002PC-xx
T-905	High Back	Single Bucket	SHD3002PC-xx
T-910	High Back	Single Bucket	SHD3002PC-xx
T-914	Mid Back	Single Bucket	SHD2001PC-xx
T-914	High Back	Single Bucket	SHD3002PC-xx
T-915	Mid Back	Single Bucket	SHD2001PC-xx
T-915	High Back	Single Bucket	SHD3002PC-xx
T-Baja	Mid Back	Single Bucket	SHD2001PC-xx
T-Baja	High Back	Single Bucket	SHD3002PC-xx
Wide Ride	High Back	Single Bucket	SHD3006PC-xx
xx = Charcoal (CH), Gray (GY), Taupe (TP)			
FORD Medium Duty			
E Series Super Duty (2007-2008)	High Back w/ Armrest (driver's side)	Single Bucket	SHD3008PC-xx
xx = Charcoal (CH), Gray (GY), Taupe (TP)			
GM Medium Duty Truck			
Express/Kodiak (2003-2008)	High Back w/ Armrest (driver's side)	Single Bucket	SHD3010P-xx
Topkick/Kodiak (2003-2008)	"40" High Back, No Armrest	Single Bucket	SHD3009PC-xx
W Series	"40" High Back, No Armrest (driver's side)	Single Bucket	SHD3007PC-xx
xx = Charcoal (CH), Gray (GY), Taupe (TP)			
Isuzu Medium Duty Trucks			
"N" Series	"40" High Back, No Armrest (driver's side)	Single Bucket	SHD3009PC-xx
xx = Charcoal (CH), Gray (GY), Taupe (TP)			
National (CVG)			
2000 Series	Standard Mid Back	Single Bucket	SHD2002PC-xx
2000 Series	Standard Plus High Back	Single Bucket	SHD3003PC-xx
xx = Charcoal (CH), Gray (GY), Taupe (TP)			
Seats Inc.			
Heritage Silver	High Back	Single Bucket	SHD3005PC-xx
Heritage Gold	High Back	Single Bucket	SHD3005PC-xx
Legacy	High Back	Single Bucket	SHD3011PC-xx
xx = Charcoal (CH), Gray (GY), Taupe (TP)			

Shifter Boots / Fuel Tank Covers



9" Vinyl Shifter Boots

2101BLK
Black shifter boot

2101MAR
Maroon shifter boot

2101GRY
Gray shifter boot

2101BRW
Brown shifter boot

2101BLU
Blue shifter boot

2101TAN
Tan shifter boot

17" Vinyl Shifter Boots

2102BLK
Black shifter boot

2102MAR
Maroon shifter boot

2102GRY
Gray shifter boot

2102BRW
Brown shifter boot

2102BLU
Blue shifter boot

2102TAN
Tan shifter boot

30" Vinyl Shifter Boots

2103BLK
Black shifter boot

2103MAR
Maroon shifter boot

2103GRY
Gray shifter boot

2103BRW
Brown shifter boot

2103BLU
Blue shifter boot

2103TAN
Tan shifter boot



Fuel Tank Covers

2194
23" diameter fuel tank cover, black 2-piece set.

2195
24.5" diameter fuel tank cover, black 2-piece set.


2196
26" diameter fuel tank cover, black 2-piece set.

2197
29" diameter fuel tank cover, black 2-piece set.

If there is an item you are interested in and do not see it in our catalog, or you're looking for a personalized, custom look -- give us a call and we will get it for you.



Bug Screens, Cleaning and Polishing



Bug Screens & Winter Fronts
Page 134-135



Buffing Wheels
Page 136-138



Buffing Compound
Page 139



Cleaners, Polishes & Waxes
Page 140-141

Bug Screens & Winter Fronts



Plain



Winter Front

Plain	Winter Front	Size	Model
2001P	2001PWF	42.5" x 36"	Peterbilt 359, <i>12 Twist</i>
2002P	2002PWF	37" x 44.75"	Peterbilt 362 cab over engine, <i>12 Twist</i>
2004P	2004PWF	42"-43" x 34.5"	Peterbilt 377, 378, 379 regular hood pre-1994, <i>12 Twist</i>
2005P	2005PWF	42"-43" x 36.5"	Peterbilt 379 extended hood pre-1994, <i>12 Twist</i>
2006P	2006PWF	42"-43" x 36.5"	Peterbilt 379 extended hood 1995 to current, <i>14 Twist</i>
2007P		42"-43" x 34.5"	Peterbilt 377, 378, 379 regular hood 1995 to current, <i>14 Twist</i>
2018K	2018KWF	34.5" x 35.5"	Kenworth K100C cab over engine (round lights), <i>8 Twist</i>
2019K	2019KWF	34.5" x 35.5"	Kenworth K100E cab over engine (square lights), <i>10 Twist</i>
2020K	2020KWF	33" x 28.5"	Kenworth T600A pre-1992, <i>10 Twist</i>
2021K	2021KWF	42.5" x 29"	Kenworth T800, <i>10 Twist</i>
2022K	2022KWF	42.5" x 36"	Kenworth W900A, <i>8 Twist</i>
2023K	2023KWF	43.5" x 38"	Kenworth W900B, <i>8 Twist</i>
2024K	2024KWF	37.5" x 37"	Kenworth W900L extended hood, <i>8 Twist</i>
2040F	2040FWF	42" x 40"	Freightliner FLC conventional 1984-1989, <i>12 Twist</i>
2041F	2041FWF	41.25" x 32.5"	Freightliner FLD120 (Classic) 1989-1995, <i>3 Snaps, 4 Twist</i>
2042F	2042FWF	39.5" x 36"	Freightliner cab over engine pre-1994, <i>12 Twist</i>
2043F	2043FWF	Irregular Size	Freightliner Century Class, <i>8 Snaps</i>
2044F	2044FWF	42" x 33"	Freightliner FLD120 and Classic 1996 to current, <i>10 Snaps</i>
2045F	2045FWF	41.25" x 30"	Freightliner FLD112, <i>10 Snaps</i>



RM-Twist (sold each)



RM-Snap (sold each)



- 2006P-3
- 2007P-3
- 2024K-3
- 2043F-3
- 2044F-3



- 2006P-Flag
- 2007P-Flag
- 2024K-Flag
- 2043F-Flag
- 2044F-Flag



- 2006P-Flame
- 2007P-Flame
- 2024K-Flame
- 2043F-Flame
- 2044F-Flame



- 2006P-Skull
- 2007P-Skull
- 2024K-Skull
- 2043F-Skull
- 2044F-Skull



- 2006P-Teeth
- 2007P-Teeth
- 2024K-Teeth
- 2043F-Teeth
- 2044F-Teeth



- 2006P-Pirate
- 2007P-Pirate
- 2024K-Pirate
- 2043F-Pirate
- 2044F-Pirate



- 2006P-Race
- 2024K-Race
- 2044F-Race

**8010-6**

6" Yellow Airway Buffing Wheel 12-ply;
5/8" and 1/2" Arbor

8010-8

8" Yellow Airway Buffing Wheel 16-ply;
5/8" and 1/2" Arbor

**8015-6**

6" Red Airway Buffing Wheel 12-ply; 5/8"
and 1/2" Arbor

8015-8

8" Red Airway Buffing Wheel 16-ply; 5/8"
and 1/2" Arbor

**8020-6**

6" Blue Airway Buffing Wheel 12-ply;
5/8" and 1/2" Arbor

8020-8

8" Blue Airway Buffing Wheel 16-ply;
5/8" and 1/2" Arbor

**8025-6**

6" White Airway Buffing Wheel 12-ply; 5/8" and
1/2" Arbor

8025-8

8" white Airway Buffing Wheel 16-ply; 5/8" and
1/2" Arbor

**8030-6**

6" Soft Muslin Pad Spiral 30-ply; 1/2" Arbor

8030-8

8" Soft Muslin Pad Spiral 30-ply; 1/2" Arbor



Buffing Wheels



8035-6
6" Universal Buff (5 piece set)
1/2" Arbor

8035-8
8" Universal Buff (5 piece set)
1/2" Arbor



8040-6
6" Sisal / Cloth Buffing Pad 11-ply;
1/2" Arbor

8040-8
8" Sisal / Cloth Buffing Pad 11-ply;
1/2" Arbor



8045-6
6" Yellow Treated Muslin 44-ply;
1/2" Arbor

8045-8
8" Yellow Treated Muslin 44-ply;
1/2" Arbor



8060-2
2" Soft Muslin Buff



8060-3
3" Soft Muslin Buff



8065-2
2" Tapered Cone
Soft Muslin Buff



8065-3
3" Tapered Cone
Soft Muslin Buff



Wheel and Compound Reference Chart

Cut Down-Buffering			Color Buffing		Satin Finish		Mirror Finish	
Material To Be Finished	Buffing Wheel	Compound	Buffing Wheel	Compound	Buffing Wheel	Compound	Buffing Wheel	Compound
Aluminum	8040-X or 8015-X	8000-RED	8025-X	8000-GRE	8040	N/A	8025-X	8000-WHI
Brass	8015-X	8000-RED	8025-X	8000-BLU	N/A	N/A	8025-X	8000-WHI
Cast Iron & ferrous Metals	8040-X or 8015-X	8000-BLA	8025-X	8000-GRE	N/A	N/A	8025-X	8000-WHI
Chrome	N/A	N/A	8025-X	8000-GRE	N/A	N/A	8025-X	8000-WHI
Copper	8015-X	8000-RED	8025-X	8000-BLU	N/A	N/A	8030-X	8000-WHI
Die Cast	8015-X	8000-RED	8010-X	8000-GRE	N/A	N/A	8030-X	8000-WHI
Nickel & Alloys	8025-X	8000-GRE	8030-X	8000-BLU	N/A	N/A	8020-X	8000-WHI
Plastics	N/A	N/A	N/A	N/A	N/A	N/A	8030-X	8000-WHI
Stainless Steel	8080-X or 8015-X	8000-BLA	8016-X	8000-GRE	8040-8	N/A	8020-X	8000-WHI
Zinc	8040-X or 8015-X	8000-RED	8025-X	8000-GRE	N/A	N/A	8030-X	8000-WHI



8050-1

Flanges Kit Includes (1) threaded stem with nut and nylon tube



8070

8" extension x 1/4". Use with 2" and 3" polishing buffs.



8075 Wheel Rake

Our wheel rakes make cleaning your buffing wheels easy - just move the heavy gauge steel rake across the wheel face while it's running. This action, done periodically and before a different compound is applied, will removed entrapped metal particles which could scratch a more delicate part.



8080

8" extender polishing kit. Includes 8" extension, 3" polishing buff and 3" taper buff.



Buffing Compound



8000-BLA Black/Grey Cutting Compound

Medium wet. Sharp cut for excellent finish on stainless steel, aluminum, cast iron and all ferrous metals. For best results, apply with a sisal buff or treated airway buff.



8000-GRE Green Rouge

Medium dry. Works well on chrome, aluminum and stainless steel. Popular as coloring compound where minimum cut is required. For best results, apply with an untreated white/UBM airway buff.



8000-BLU Blue Rouge

Medium dry. Primary cutting of aluminum, brass, copper, nickel, silver, zinc, and non-ferrous metals. For best results, apply with an untreated white/UBM airway buff.



8000-RED Red/Brown Tripoli

Medium dry. Excellent cut, high color, easily cleaned. Superb use on aluminum, brass, copper and die cast. For best results, apply with a treated airway buff.



8000-WHI White Rouge

Medium wet. Mild cut, clean high color. Finishing compound for restoration of mirror finish shine. Excellent for use on chrome and brass as well as plastic. For best results, apply with an un-treated white/UBM airway buff.





California Gold Car Wash

PH balanced formula car wash will not remove wax and resists water spots.



RM05600
16 oz.

PowerBall Kit

The versatile polishing tool. Its unique and durable construction compresses to fit tight spaces, so polishing difficult, intricate metal work to a mirror-like finish is fast and easy.



RM05140



RM05664
64 oz.

PowerMetal Polish

Great for all polish-able metal types including aluminum, brass, stainless steel, gold, silver and more.



RM05148
8 oz.

Mag & Aluminum Polish

Cleans, polishes and protects. The formula is world renowned for providing the easiest, brightest shine for aluminum wheels, manifolds, valve covers, brass trim, all alloy parts and accessories.



RM05100
5 oz.

NuLens® Headlight Renewal Kit

Quickly and safely restore, maintain and protect all types of smooth, shiny plastic and acrylic headlights to crystal clarity. It easily buffs away yellowing, stains, hairline scratches, smudges, and flaws in a single step.



RM007251



RM05101
10 oz.



Chrome Polish

Cleans, polishes and protects in one easy application. Ideal for wheels, bumpers and all chrome accessories.



RM05208

8 oz.

Preserves Protectant

Beautifies and protects tires, bumpers, vinyl tops, dashboards, window trim, seats, household items, sporting goods and just about everything.



RM05316

16 oz.

Back-to-Black

Renews and protects all exterior trim. Perfect for use on vinyl, rubber, plastic, and flat finishes. Works incredibly well on bumpers, protective and decorative molding, louvers, air vents, window trim and wiper arms.



RM06108

8 oz.

California Gold Showtime Instant Detailer

Renews and protects all exterior trim. Perfect for use on vinyl, rubber, plastic, and flat finishes. Works incredibly well on bumpers, protective and decorative molding, louvers, air vents, window trim and wiper arms.



RM08216

16 oz.

California Gold Original Formula Carnauba Cleaner Wax, Paste

Original formula is created with carnauba wax, top-of-the-line cleaners and the highest quality polishes and finish restorers. Works great on cars, trucks, motorcycles, boats, and airplanes.



RM05500

12 oz.

California Gold Original Formula Carnauba Cleaner Wax, Liquid

The alternative to paste wax. This liquid formula is great for use on all paints, restores color, removes oxidation and is detergent resistant.



RM05701

16 oz.

Reflections Leather Care

All-in-one cleaner and conditioner.



RM10424

16 oz.

California Gold All-Chrome™

Quick and easy way to clean, polish, and protect any hard or decorative chrome finish, including chrome plating, PVD chrome, and even today's chromed plastics.



RM05222


12 oz.



Need assistance setting up your show room or display area?

We can help! Based on your available space, we can assist you in selecting the right products for a suggested stock order; and provide you with a customer plan-o-gram.

For further information or to place an order call Roadmaster 1.800.299.9600





Signs, Safety, Tools And Misc.



Signs
Page 144



Warning Flag
Page 145




SAS Vest and Gloves
Page 146



Pin Pullers / Winch Bars
Page 144



Fire Extinguisher
Page 147



Warning Strobe Light
Page 147



Two Speed Fan
Page 147



Steering Wheel Spinner
Page 147



Air Hoses
Page 147



Loctite
Page 148

Bulk Pack: 4 each per case



Boot Brush, Bungee Cords, and Misc.
Page 148





Wide Load Signs



2198-72

- 15" x 72"
- Yellow Vinyl mesh for easy wind flow
 - Black stitched vinyl letters
 - Fray resistance vinyl edge binding

2198-84

- 18" x 84"
- Yellow Vinyl mesh for easy wind flow
 - Black stitched vinyl letters
 - Fray resistance vinyl edge binding



2198-72B

- 15" x 72"
- Yellow Vinyl mesh for easy wind flow
 - Black stitched vinyl letters
 - Fray resistance vinyl edge binding
 - Wide load with bungee hooks

2198-84B

- 18" x 84"
- Yellow Vinyl mesh for easy wind flow
 - Black stitched vinyl letters
 - Fray resistance vinyl edge binding
 - Wide load with bungee hooks

Oversize Load Signs



2199-72

- 15" x 72"
- Yellow Vinyl mesh for easy wind flow
 - Black stitched vinyl letters
 - Fray resistance vinyl edge binding

2199-84

- 18" x 84"
- Yellow Vinyl mesh for easy wind flow
 - Black stitched vinyl letters
 - Fray resistance vinyl edge binding



2199-72B

- 15" x 72"
- Yellow Vinyl mesh for easy wind flow
 - Black stitched vinyl letters
 - Fray resistance vinyl edge binding
 - Oversize Load with bungee hooks

2199-84B

- 18" x 84"
- Yellow Vinyl mesh for easy wind flow
 - Black stitched vinyl letters
 - Fray resistance vinyl edge binding
 - Oversize Load with bungee hooks

Pin Pullers & Winch Bars



3005

30" Chrome pin puller.



3010

32" Black winch bar.



3015

32" Chrome winch bar.



3020

36" Chrome winch bar combo.



Warning Flag with Mounting Bracket

18" Mesh flag, high visibility and easy replacement.

- Stainless steel spring. Rod is aluminum
- Can be mounted at a 45° or 90°
- Design allows for a quick connect and disconnect
- Stainless steel mounting assembly included



Quick Connect/Disconnect



2300

18" x 18" High visibility mesh jersey Red flag with mounting bracket kit.

2300-1

18" x 18" Red replacement flag.

2300-ORANGE

18" x 18" High visibility mesh jersey Orange flag with mounting bracket kit.

2300-2

18" x 18" Orange replacement flag.

High Visibility Jersey Warning Flag w/Cord

18" x 18"

- Heavy-duty bungee cord
- Rubber coated steel hooks
- Fray resistant mesh jersey material
- Dot compliant, meets FMCSA 49 CFR Section 393.87
- Available in Red or Orange

2320-RBC
Red

2320-OBC
Orange



Magnet

2320-MGT

- Securely holds flags
- 2-5/8" Chrome Steel cup
- 80 lb pull strength
- Locking wing nut
- Rust resistant



High Visibility Jersey Warning Flag w/Loop

18" x 18"

- 10-gauge wire with 1/2" loop
- Tear resistant mesh jersey material
- Dot compliant, meets FMCSA 49 CFR Section 393.87
- Available in Red or Orange

2320-RW
Red

2320-OW
Orange



SAS Vest and Gloves



SAS Vest



RM-6823

(one size fits all)

Basic Safety Vest. High Visibility.
100% Polyester Fluorescent Yellow Mesh
Secure with Front Velcro Closure.
1" reflective tape on chest.



RM-690-2208 (M)

RM-690-2209 (L)

RM-690-2210 (XL)

RM-690-2211 (XXL)

ANSI 107-2010 class 2 high visibility apparel compliant.



RM-692-2208(M)

RM-692-2209(L)

RM-692-2210 (XL)

RM-692-2211 (XXL)

ANSI 107-2010 class 2 high visibility apparel compliant.



RM-690-1208(M)

RM-690-1209(L)

RM-690-1210(XL)

RM-690-1211(XXL)

ANSI 107-2010 Class 2 high visibility apparel compliant, secure with front Velcro closure.



RM-692-1208(M)

RM-692-1209(L)

RM-692-1210(XL)

RM-692-1211(XXL)

ANSI 107-2010 Class 2 high visibility apparel compliant, secure with front Velcro closure.

SAS Gloves



RM-66517(M)

RM-66518(L)

RM-66519(XL)

RM-66520(XXL)

- Powder-Free Nitrile Examination Gloves
- Extra Strength Professional Grade
- Latex-Free and Texture Grip
- Superior Puncture & Abrasion Resistance



RM-6607-20(M)

RM-6608-20(L)

RM-6609-20(XL)

- Powder-Free Nitrile Examination Gloves
- Superior Puncture & Abrasion Resistance
- Latex Free and Texture Grip



RM-66542(M)

RM-66543(L)

RM-66544(XL)

RM-66545(XXL)

- Powder-Free Examination Gloves
- Superior Puncture & Abrasion Resistance
- Multi-purpose Nitrile and Latex-Free



Fire Extinguisher

RM440161

- Model FC10
- Regular Dry Chemical
- UL listed
- UL rated 10-B:C
- U.S.C.G, DOT approved
- Supplied with retention bracket with metal strap
- Suitable for use on liquid & energized electrical fires



Warning/Emergency Light

1968A

- 13 Amber LED
- 360° visual quad flash pattern 75 FPM
- Self contained control box .16A current draw at 12V 1.9W current consumption
- Easy installation



Air Blow Gun Kits

2200

25'
Air blow gun kit.
24 case.



2205

60"
Re-coil air hose.
24 case.



2207

50'
Air tire inflator kit (4 per case).



Air Hose Accessories

2209

16 piece kit includes accessories needed for a multitude of compressed air functions. Inflating and checking tire pressure, inflating sports equipment, blowing debris, connecting hoses & quick connection of air tools. Starter kit includes 16 items 1/4" M-style.



Two Speed Fans

3700

12V
Heavy-duty chrome two speed fan with plug in display pack.



3724

24V
Heavy-duty chrome two speed fan with plug in display pack.

Display Pack: 12 each per case

Steering Wheel Spinner

7000

Aluminum steering wheel spinners.



Display Pack: 50 each per case



LOCTITE



RM37418
Threadlocker 242 6ml.



RM37614
Blue stick threadlocker.



RM37391
Quick gel super glue.



RM98875
Bulb, lamp, and electrical connection dielectric grease.

Boot Brush



Don't track dirt into your truck! Easily knock dirt and mud off your boots and shoes with a Roadmaster stiff bristle boot brush.

7900
• Black durable nylon brush
• Mounting hardware included

• Heavy-duty aluminum base



7901-B
Replacement nylon brush for boot brush 7900.

Cable Ties

2210-4BK
4" Black Nylon Cable tie
100 pieces.



2210-8W
8" White Nylon Cable tie
100 pieces.



2210-10W
10" White Nylon Cable tie
100 pieces.



Bungee Cords



2220-10
10" bungee cord, 4mm.
4 pack.



2220-18
18" bungee cord, 8mm.
4 pack.



2220-24
24" bungee cord, 8mm.
4 pack.



2220-36
36" bungee cord, 8mm.
2 pack.



Counter Top Displays
Page 150



Free Standing Slatwall Display
Page 169



Floor Displays
Page 150

Terms of Sale Page 151

Simulator Index Page 152

Simulator Worksheet Page 153

Federal Light Requirements Page 154 - 157

Warranty Policy Page 151

Alphabetical Index Page 158

Index By Part Number Page 159 - 168



Counter Top Pegboard Display

- Peg hooks included
- Constructed of durable cardboard
- Size: 12" x 22"



1930 Turn Signal Counter Display



1989-1 Multi-Light Counter Top Display

- Light tester
- Pre-wired
- Clearance marker lights
- Stop, turn and tail lights
- Contact switch for brake modes
- Size: 17" x 15-1/2" x 5"



Floor Display with Roadmaster Header

- 12 Peg hooks included
- Constructed of durable cardboard
- Size: 20" x 13" x 60"



Floor Display with Interior Header

- 12 Peg hooks included
- Constructed of durable cardboard
- Size: 20" x 13" x 60"



Cylinder Display

- Constructed of durable cardboard
- Size: 17.3" x 32.60"



Terms

- a) For customers meeting the open account criteria, the terms are Net 30 days from invoice date.
- b) A service charge of 1-1/2% per month may be imposed on all invoices not paid when due.
- c) Returned checks are subject to a \$20.00 handling fee
- d) Prices are subject to change without notice.

Credit Policy

- a) Customers who wish to open an account with ROADMASTER must complete and sign our credit application. A resale certificate is required for California locations.
- b) We reserve the right to change account terms to COD or CIA if a history of delinquency occurs.

Distribution: Qualifications

- a) An order of \$750.00 is required to qualify for an open account.
- b) Minimum orders will be \$50.00. A handling charge of \$10.00 will be added to all orders that do not meet this requirement.

Barcodes Policy

- a) UPC barcode is available.

Freight Policy

- a) Freight is prepaid on orders of \$750.00 and over within the contiguous 48 states.
- b) Preferred carrier is UPS.
- c) If the customer requires specific routing that results in higher shipping costs, the cost differential will be added to the invoice.

Return Policy

- a) All returns are required to have a Returned Goods Authorization (RGA) Number and are subject to approval. Call our customer service at 800.299.9600 for quick service.
- b) The RGA numbers must appear on the outside of all the cartons returned or the shipment may be refused.
- c) Packaged goods are subject to a re-packaging fee.
- d) Credit will not be issued for goods damaged in transit as a result of inadequate packaging.
- e) All returns must be prepaid to ROADMASTER's warehouse.
- f) Returns are subject to a 20% re-stocking fee.
- g) Simulators returned are subject to a 25% re-stocking fee.
- h) All returned goods are subject to inspection. ROADMASTER reserves the right to deny credit or issue partial credit if the merchandise has been abused or improperly installed.

Special Orders

- a) All special orders are final. No returns are accepted.

Inventory Adjustments: None

- a) ROADMASTER does not sell on consignment.

Freight Damage / Shortage Claims

- a) Shortage: Claims for shortage or shipping errors must be made within 3 working days after receipt of goods.
- b) Damage: Claims for goods lost or damaged in transit, must be made with the carrier.
- c) Call customer service for assistance at 800.299.9600.

Limited Warranty:

Chrome, Stainless Steel and Mirror products

- a) ROADMASTER warranties merchandise to be free of any defects or material or workmanship for one (1) year from the date of the invoice. This warranty does not apply to any alterations, abuse, accident, and corrosive environments, including acid washes.
- b) To return products under warranty, contact customer service at 800.299.9600 to obtain an RGA number.

Limited Warranty:

LED Lights

- a) Limited Warranty is free from defects in workmanship and/or materials for a period of three (3) years from the date of the invoice.
- b) This warranty does not cover damage caused by the use of an incorrect pigtail, circuit configuration and/or custom configuration. The uses of ROADMASTER pigtails are recommended.
- c) This warranty does not cover damage caused by physical abuse, improper installation, modification, or any improper wiring.
- d) This warranty does not apply to several applications such as buses, construction equipment and off-road vehicles. These applications are examples only and are not all inclusive of each excluded application.
- e) This warranty does not apply to damage associated with incompatible chemicals or cleaners.



ISUZU - NISSAN		
Wheel No.	Part No.	Page No.
127-9	237ES	24
127-9	239ES	24
135-11	239ES	24
135-9	237ES	24
28860	237ES	24
29186	236NS-OL	24
29506	239ES	24
29583	236NS-OL	24
29584	236NS-OL	24
29745	236NS-OL	24



GM		
Wheel No.	Part No.	Page No.
127-9	237S	28
127-9	239S	28
135-9	237ES	28
27756	240ES	29
27772	240ES	29
27775	243ES	29
27992	240ES	29
27994	240ES	29
28177	240ES	29
28374	240ES	29
28603	240ES	29
28680	232S-OL	28
28680	244S-OL	29
28860	237ES	28
29207	243ES	29
29361	235ES	28
29506	239ES	28
29577	240ES	29
29578	240ES	29
29587	240ES	29
29588	235ES	28
29667	243ES	29
50180	232S-OL	28
50180	244S-OL	29



22.5" FRONT SETS		
Wheel No.	Part No.	Page No.
27404	250S	32
27833	249S	30
28408	250S-OL	32
28408	250S-33	32
28487	249S	30
28487	249S-OL	31
28624	247S-OL	31
28642	248S-OL	31
28828	250S-OL	32
28828	250S-38	32
29001	248S-OL	31
50408	250S-33	32
50408	250S-OL	32
50408	250S-33	32
50408	250S-38	32
50487	249S	31
50487	249S-OL	31



FORD		
Wheel No.	Part No.	Page No.
27756	240ES	26
27772	240ES	26
27992	240ES	26
27994	240ES	26
27999	234ES-OL	25
28177	240ES	26
28374	240ES	26
28603	240ES	26
28680	231S-OL	25
28680	245S-OL	27
29186	236ES-OL	26
29577	240ES	26
29578	240ES	26
29578	240ES	26
29579	238ES-OL	26
29581	242ES	26
29583	236ES-OL	26
29584	236ES-OL	26
29584	246ES-OL	27
29587	240ES	26
29745	236ES-OL	26
29837	257S-OL	27
29839	234ES-OL	24
29884	234ES-OL	24
31991	240ES	26
50180	231S-OL	25
50180	245S-OL	27
50275	257S-OL	27

DODGE / INTERNATIONAL		
Wheel No.	Part No.	Page No.
27756	240ES	30
27772	240ES	30
27992	240ES	30
27994	240ES	30
28177	240ES	30
28374	240ES	30
28603	240ES	30
28680	245S-OL	30
28680	231S-OL	30
29577	240ES	30
29578	240ES	30
29587	240ES	30
31991	240ES	30
50180	231S-OL	25
50180	240ES	30

22.5" REAR SIMULATOR SETS		
Wheel No.	Part No.	Page No.
27404	251S	33
27404	252S	34
27404	253S-1	35
27404	252SH	35
27833	256S	36
27833	256S-1	36
28408	251S-33	33
28408	251S-38	34
28408	252S-OL	34
28408	252S-33	34
28408	252S-38	35
28408	253S-1	35
28408	252SH	35
28487	256S-OL	36
28487	256S	36
28487	256S-1	36
28624	254S-OL	35
28642	255S-OL	36
28828	251S-33	33
28828	251S-38	34

22.5" REAR SIMULATOR SETS		
Wheel No.	Part No.	Page No.
28828	252S-OL	34
28828	252S-33	35
28828	252S-38	35
28828	253S-1	35
28828	252SH	35
29001	255S-OL	36
50408	251S-33	33
50408	251S-38	36
50408	252S-OL	34
50408	252S-33	34
50408	252S-38	35
50408	253S-1	35
50408	252SH	35
50487	256S-OL	36
50487	256S	36
50487	256S-1	36

24.5" REAR SIMULATOR SETS		
Wheel No.	Part No.	Page No.
27406	260S	37
27406	262S	37
27406	261S	37
28406	263S-1	37
28409	260S	37
28409	262S	37
28409	263S-1	37
28410	261S	37
28410	260S	37
28410	262S	37
28410	263S-1	37

For wheel numbers not listed above, please call customer service for assistance.





Front Heavy Duty Wheel Checklist

QUESTION #1: Can you find the steel wheel part number in the location shown in Figure 1 wheel below?

Wheel # _____

If Yes, skip to Question #6

If No, please continue:

QUESTION #2: Diameter of the wheel

(Lettering on the side of tire - see REFERENCE WHEEL below)

- 16 16.5 19.5 22.5 24.5

QUESTION #3: Number of lug nuts

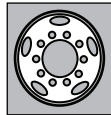
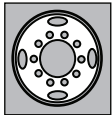
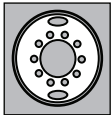
- 5 6 8 10

QUESTION #4: Shape of the lug nuts (See Figure 3 below)

- Hub Piloted Stud Piloted

QUESTION #5: Number of hand holes

- 2 4 5



QUESTION #6: Threads

Are there at least 3 threads of the stud protruding through the top of the lug nut?

- Yes No

QUESTION #7: Lug nut size

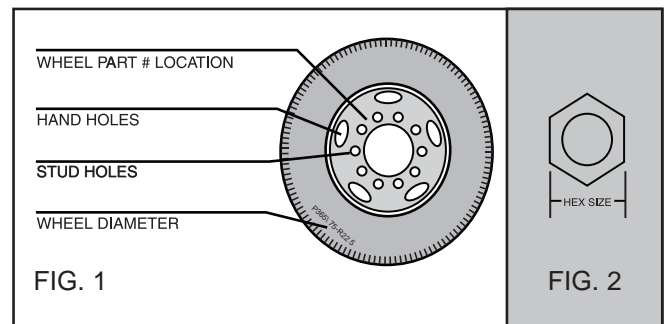
What is the hex size of the lug nuts? (See Figure 2)

Hub Pilot

- 30 mm (1-3/16") 32 mm (1-1/4")
 33 mm (1-5/16") 38 mm (1-1/2")

Stud Pilot

- 1.5" 1.75" 41 mm (1-5/8")



Rear Heavy Duty Wheel Checklist

QUESTION #1: Can you find the steel wheel part number in the location shown in Figure 1 above?

Wheel # _____

If Yes, skip to Question #7

If No, please continue:

QUESTION #2: Diameter of the wheel

(Lettering on the side of tire - see REFERENCE WHEEL above)

- 16 16.5 19.5 22.5 24.5

QUESTION #3: Width of the wheel

(find the stamping inside the rim - see figure above)

- 6.75 7.00 7.50 8.00
 8.25 8.50 9.00

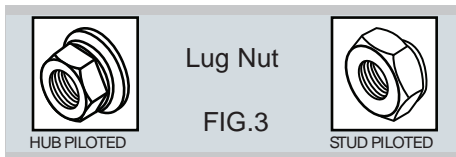
QUESTION #4: Number of lug nuts

- 5 6 8 10

QUESTION #5:

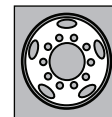
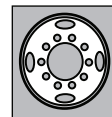
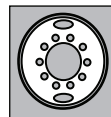
Shape of the lug nuts (See Figure 3)

- Hub Piloted
 Stud Piloted



QUESTION #6: Number of hand holes

- 2 4 5



QUESTION #7: Threads

Are there at least 3 threads of the stud protruding through the top of the lug nut?

- Yes No

QUESTION #8: Lug nut size

What is the hex size of the lug nuts?

Hub Pilot

- 30 mm (1-3/16") 32 mm (1-1/4")
 33 mm (1-5/16") 38 mm (1-1/2")

Stud Pilot

- 1.5" 1.75" 41 mm (1-5/8")

Federal Lighting Requirements For Trucks, Buses & MPVs



Transport Canada

<http://www.tc.gc.ca>

This table summarizes lighting equipment requirements contained in Federal/Canada Motor Vehicle Safety Standard 108. For complete compliance requirements consult Title 49 - Code of Federal Regulations, Section 571.108. (USA) and Section 108 of the Motor Vehicle Safety Regulations (Canada). State or Provincial regulations, where they may apply, have not been included.

IMPORTANT NOTE: Every lamp, reflex reflector, and conspicuity treatment must be permanently attached in the location specified below and must comply with all applicable requirements prescribed for it by FMVSS/CMVSS 108. The face of any device on the front/rear and sides should be, respectively perpendicular and parallel to the vehicle's centerline, unless it is photometrically certified at installation angle. No part of the vehicle shall prevent any device from meeting its prescribed requirements unless an auxiliary device meeting all prescribed requirements is installed.

IN CANADA: Manufacturers and importers of vehicles must have the proper certification test records demonstrating compliance of lighting components with all prescribed requirements.

BASIC EQUIPMENT REQUIRED ON ALL TRUCKS, BUSES & MPVs

DESCRIPTION				MANDATORY REQUIREMENTS			
Area	Equipment	SAE Lens Coding	Functional Purpose	Quantity	Color	Location	Height mm(in.) from the ground
1	Headlamps - Lower Beam	(H, HRP)	Forward road illumination	Minimum 2	White	On the front - symmetrical as far apart as practicable If 4 lamp system - outward or above upper beams	560-1370 (22-54)
	US requires "DOT" lettering on lens US/Canada - light source code required on lens						
	Headlamps - Upper Beam	(H, HRP)	Forward road illumination	Minimum 2	White	On the front - symmetrical If 4 lamp system - inboard or below lower beams	560-1370 (22-54)
	US requires "DOT" lettering on lens US/Canada - light source code required on lens						
	Parking Lamps	(P)	Indicate parked vehicle	Minimum 2	White or yellow	On the front - symmetrical as far apart as practicable	360-1830 (15-72)
Daytime Running Lamps (DRL)	(Y2)	Indicate in use vehicle	Minimum 2	White or yellow	On the front - symmetrical as far apart as practicable	360 (15) min. Max. depends on type of DRL	
	Front Turn Signal/Hazard Warning Lamps	(T)	Indicate direction of turn/identify disabled vehicle	Minimum 2	Yellow	On the front - symmetrical as far apart as practicable	380-2110 (15-83)
2	Front Clearance Lamps	(P2, PC* or P3, PC2*)	Show vehicle's width	Minimum 2	Yellow	At widest point - symmetrical on the front or rear the front facing forward	As high as practicable
3	Front Identification Lamps (ID)	(P2 or P3)	Indicate presence of a wide vehicle	Exactly 3	Yellow	On the front - center horizontally spaced 150mm (6 in.) to 300mm (12 in.) apart	As high as practicable or on top of the cab
4	a Front Side Marker Lamps	(P2, PC* P3, PC2*)	Front and rear side marker lamps / side reflex reflectors indicate vehicle's presence and length	Minimum 2	Yellow	Each side at front as far forward as practicable	380 (15) minimum
	b Front Side Reflex Reflectors	(A)					
5	a Rear Side Marker Lamps	(P2, PC* or P3, PC2*)	Rear and front side marker lamps / side reflex reflectors indicate vehicle's presence and length	Minimum 2	Red	Each side at rear as far back as practicable	380 (15) minimum
	b Rear Side Reflex Reflectors	(A)					
6	Rear Clearance Lamps	(P2, PC* or P3, PC2*)	Show vehicle's width MAY NOT be combined with tail lamps	Minimum 2	Red	At widest point - symmetrical on the rear or near the rear facing rearward	As high as practicable may be lower only if rear ID lamps are at the rear
7	Rear Identification (ID) Lamps	(P2 or P3)	Indicate presence of a wide vehicle	Exactly 3	Red	On the rear - center horizontally spaced 150mm (6 in.) to 300mm (12 in.) apart facing rearward	At the top may be lower if door header narrower than 25mm
8	Tail Lamps	(T)	Indicate vehicle's presence and width	Minimum 2	Red	On the rear - symmetrical as far apart as practicable	380-1830 (15-72)
	Stop Lamps	(S)	Indicate braking	Minimum 2	Red	On the rear - symmetrical as far apart as practicable	380-1830 (15-72)
	Rear Turn Signal/Hazard Warning Lamps	(T)	Indicate direction of turn/identify disabled vehicle	Minimum 2	Red or yellow	On the rear - symmetrical as far apart as practicable	360-2110 (15-83)
	Rear Reflex Reflectors	(A)	Show vehicle's presence and width	Minimum 2	Red	On the rear - symmetrical as far apart as practicable	360-1530 (15-60)
9	Backup Lamp	(R)	Illuminates ground behind the vehicle and alert road users	Minimum 1	White	Rear	No requirement
10	License Plate Lamp(s)	(L)	Illuminates license plate	Minimum 1	White	On the rear - above or at the sides of license plate	No requirement
11	Center High Mounted Stop Lamp	(U0)	Indicates braking	1	Red	On the rear - centerline of the vehicle	860 (34) minimum

ADDITIONAL EQUIPMENT FOR SPECIFIC VEHICLES VEHICLES 9.1m (30 ft.) LONG OR LONGER

DESCRIPTION				MANDATORY REQUIREMENTS			
Area	Equipment	SAE Lens Coding	Functional Purpose	Quantity	Color	Location	Height mm(in.) from the ground
12	a Intermediate Side Marker Lamps	(P2 or P3)	Indicate presence of a long vehicle	Minimum 2	Yellow	Each side near center	380 (15) minimum
	b Intermediate Side Reflex Reflectors	(A)					

Truck Tractors

DESCRIPTION		MANDATORY REQUIREMENTS					
Area	Conspicuity Treatment	DOT Coding	Quantity	Color	Location	Height	Options
13	Rear Upper Body Markings	DOT-C DOT-C2 DOT-C3 DOT-C4	Exactly 2 pairs of 300mm long strips	White	Rear upper corners of cab facing rearward	As high as practicable excluding fairsings	
14	Rear Marking	DOT-C DOT-C2 DOT-C3 DOT-C4	Exactly 2 sections of min. 600mm each	Red/White	Rear - facing rearward - on fenders, on mud flap brackets, or within 300mm below the top of mud flaps	As horizontal as practicable and not higher than 1525mm from the ground	If mud flaps not used on the cab or frame mounted brackets

NOTE: The edge of red conspicuity tape shall not be closer than 75 mm to the edge of any amber lamp and the edge of white conspicuity tape shall not be closer than 75 mm to the edge of any lamp.

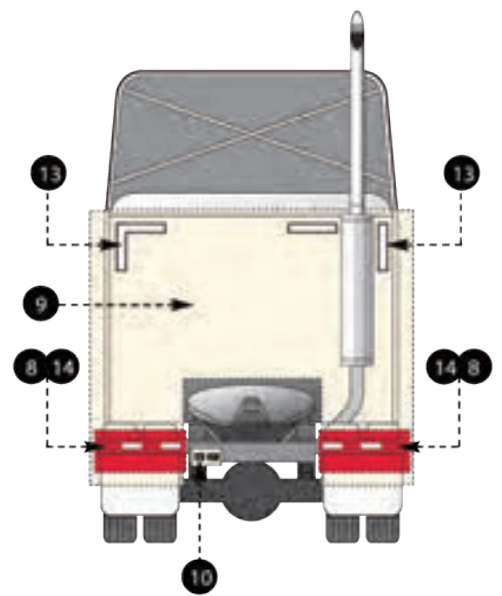
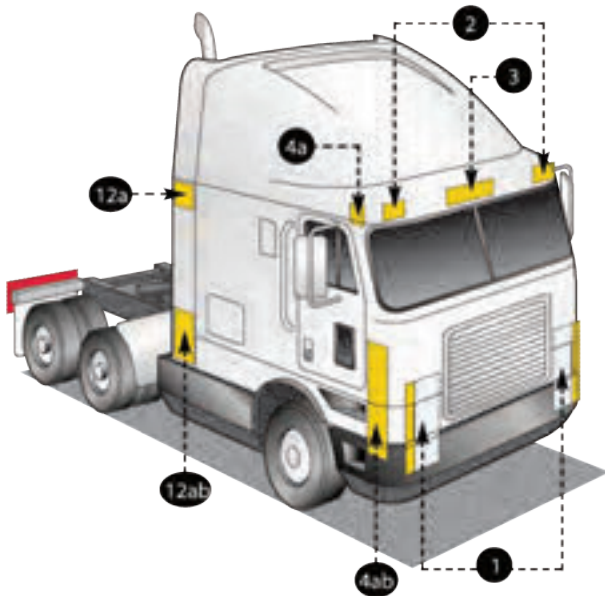
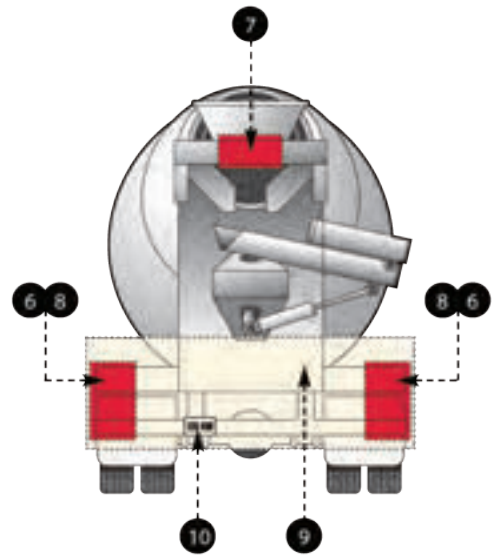
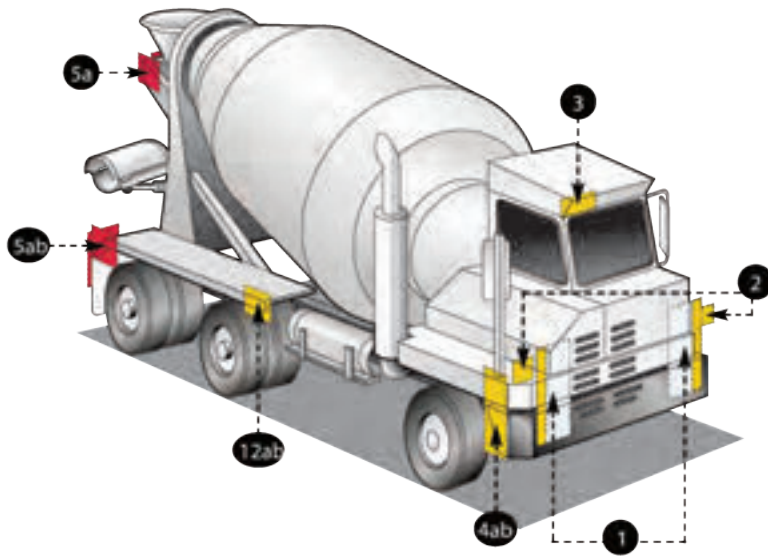
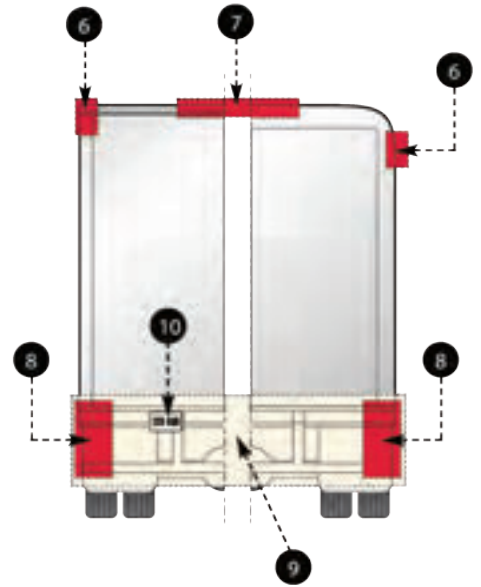
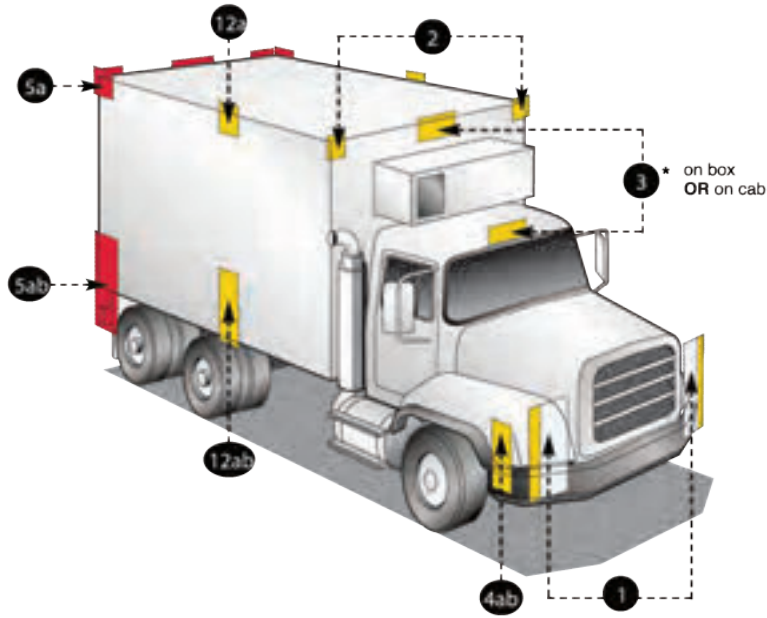
For more information contact:

National Highway Traffic Safety Administration: Office of Safety Performance Standards
Transport Canada: Motor Vehicle Safety Enforcement Branch

Attention: Richard Van Iderstine
Attention: Marcin Gorzkowski

Fax: 202-366-4329
Fax: 613-998-4831

Federal Lighting Requirements



Federal Lighting Requirements For Trailers



Transport
Canada

<http://www.tc.gc.ca>



People Saving People
<http://www.nhtsa.dot.gov>

This table summarizes lighting equipment requirements contained in Federal/Canada Motor Vehicle Safety Standard 108. For complete compliance requirements consult Table 49 - Code of Federal Regulations, Section 571. 108. (USA) and Section 108 of the Motor Vehicle Safety Regulations (Canada). State or Provincial regulations, where they may apply, have not been included.

IMPORTANT NOTE: Every lamp, reflex reflector, and conspicuity treatment must be permanently attached in the location specified below and must comply with all applicable requirements prescribed for it by FMVSS/CFR/CSA 108. The face of any device on the front/rear and sides should be, respectively perpendicular and parallel to the vehicle's centerline, unless it is photometrically certified at installation angle. No part of the vehicle shall prevent any device from meeting its prescribed requirements unless an auxiliary device meeting all prescribed requirements is installed.

IN CANADA: Manufacturers and importers of vehicles must have the proper certification test records demonstrating compliance of lighting components with all prescribed requirements.

BASIC EQUIPMENT REQUIRED ON ALL TRAILERS

DESCRIPTION				MANDATORY REQUIREMENTS			
Area	Equipment	SAE Lens Coding	Functional Purpose	Quantity	Color	Location	Height mm(in.) from the ground
1	Tail Lamps	(T)	Indicate vehicle's presence and width	Minimum 2	Red	On the rear - symmetrical as far apart as practicable	380-1830 (15-72)
	Stop Lamps	(S)	Indicate braking	Minimum 2	Red	On the rear - symmetrical as far apart as practicable	380-1830 (15-72)
	Rear Turn Signal Lamps	(S)	Indicate direction of turn	Minimum 2	Red or yellow	On the rear - symmetrical as far apart as practicable	380-2110 (15-83)
	Rear Reflex Reflectors	(R)	Indicate vehicle's presence and width	Minimum 2	Red	On the rear - symmetrical as far apart as practicable facing rearward	380-1530 (15-60)
2	License Plate Lamp(s)	(L)	Illuminates license plate	Minimum 1	White	On the rear - above or at the sides of license plate	No requirement
3	Rear Side Marker Lamps *photometrically certified at installation angle	(P2, PC* or P3, PC2*)	Front and rear side marker lamps / side reflex reflectors indicate vehicle's presence and length	Minimum 2	Red	Each side at rear as far back as practicable	380-1530 (15-60) no max. for veh. under 2032mm (80") wide
	Rear Side Reflex Reflectors	(R)		Minimum 2	Red	Each side at rear as far back as practicable facing sideward	380-1530 (15-60)
4	a Front Side Marker Lamps *photometrically certified at installation angle	(P2, PC* or P3, PC2*)	Front and rear side marker lamps / side reflex reflectors indicate vehicle's presence and length	Minimum 2	Yellow	Each side at front as far forward as practicable	380 (15) minimum
	b Front Side Reflex Reflectors	(R)		Minimum 2	Yellow	Each side at front as far forward as practicable facing sideward	380-1530 (15-60)

ADDITIONAL EQUIPMENT FOR TRAILERS EXCEEDING THE FOLLOWING PARAMETERS Length 9.1m (30 ft.) or longer

DESCRIPTION				MANDATORY REQUIREMENTS			
Area	Equipment	SAE Lens Coding	Functional Purpose	Quantity	Color	Location	Height mm(in.) from the ground
5	a Intermediate Side Marker Lamps	(P2 or P3)	Indicate presence of a long vehicle	Minimum 2	Yellow	Each side near center facing sideward	380 (15) minimum
	b Intermediate Side Reflex Reflectors	(R)	Indicate presence of a long vehicle	Minimum 2	Yellow	Each side near center facing sideward	380-1530 (15-60)

Width 2032mm (80 in.) or wider

DESCRIPTION				MANDATORY REQUIREMENTS			
Area	Equipment	SAE Lens Coding	Functional Purpose	Quantity	Color	Location	Height
6	Rear Clearance Lamps *photometrically certified at installation angle	(P2, PC* or P3, PC2*)	Show vehicle's width MAY NOT be combined with tail lamps	Minimum 2	Red	At widest point - symmetrical on the rear or near the rear facing rearward	As high as practicable may be lower only if ID lamps are at the top
7	Rear Identification (ID) Lamps	(P2 or P3)	Indicate presence of a wide vehicle	Exactly 3	Red	On the rear - center horizontally spaced 150mm (6 in.) to 300mm (12 in.) apart facing rearward	At the top - may be lower if door header narrower than 25mm.
8	Front Clearance Lamps *photometrically certified at installation angle	(P2, PC* or P3, PC2*)	Show vehicle's width	Minimum 2	Yellow	At widest point - symmetrical on the front or near the front facing forward	As high as practicable

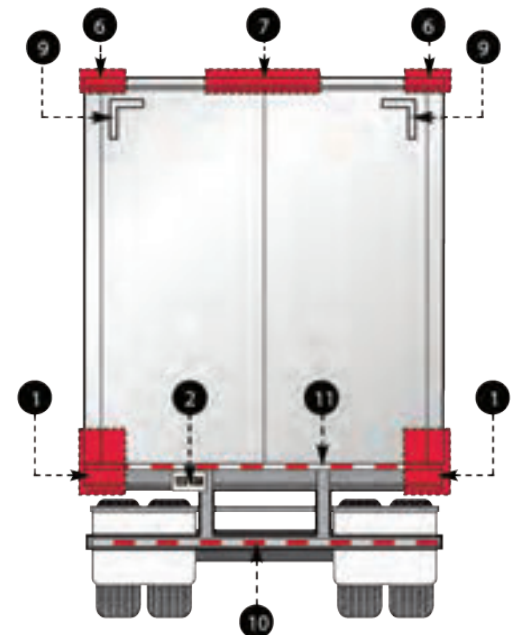
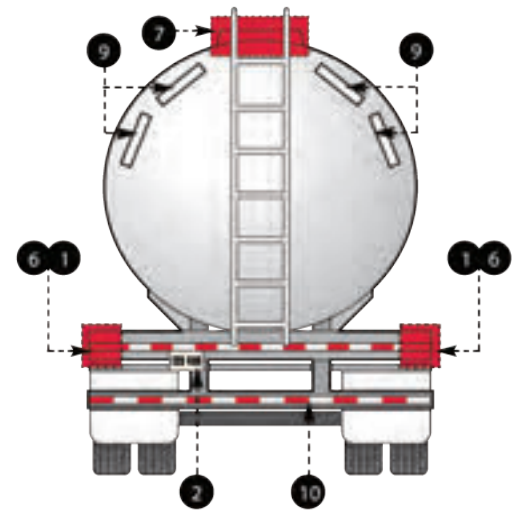
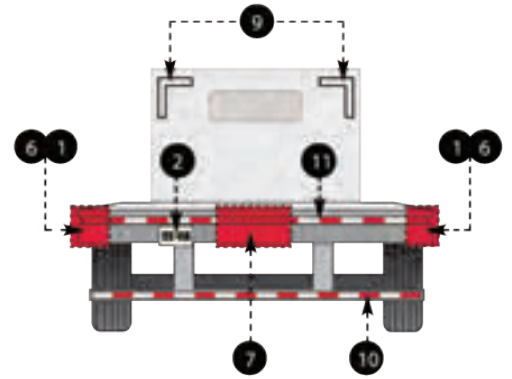
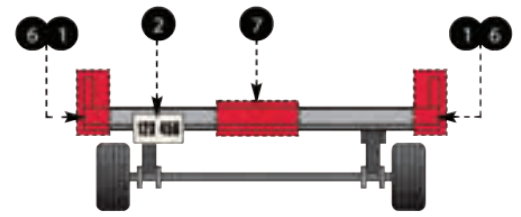
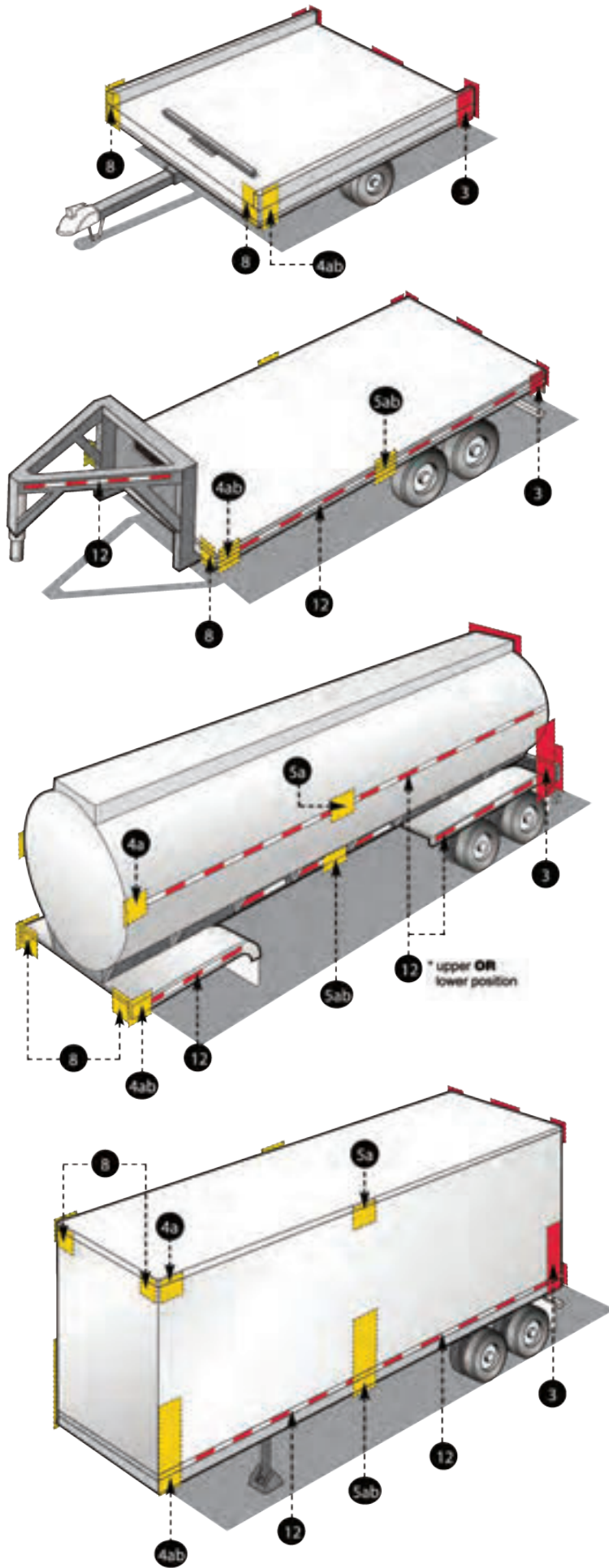
Width 2032mm (80 in.) or wider AND GVWR 4536 kg (10,000 lb.) or more

DESCRIPTION		MANDATORY REQUIREMENTS					
Area	Conspicuity Treatment	DOT Coding	Quantity	Color	Location	Height	Options
9	Rear Upper Body Markings	DOT-C DOT-C2 DOT-C3 DOT-C4	Exactly 2 pairs of 300mm long strips	White	On the rear upper corners facing rearward	At the top	Reflex reflectors may not be required if they are replaced in their required location with conspicuity treatment.
10	Bumper Bar Marking		Continuous	Red/White	On the rear bumper bar's horizontal element full width - facing rearward	No requirement	
11	Rear Lower Body Marking		Continuous	Red/White (see options)	On the rear full width of the vehicle facing rearward	As horizontal as practicable and as close as practicable to the range of 375 to 1525mm from the ground	Optional in Canada: Rear lower body and side conspicuity treatment may also be solid white, solid yellow, or white and yellow.
12	Side Marking		(see location)	Red/White (see options)	Each side - facing sideward continuous, or evenly spaced over minimum of 50% of length starts and ends as close to the front and rear of the vehicle as practicable	As horizontal as practicable and as close as practicable to the range of 375 to 1525mm from the ground	

NOTE: The edge of red conspicuity tape shall not be closer than 75 mm to the edge of any amber lamp and the edge of white conspicuity tape shall not be closer than 75 mm to the edge of any lamp.

For more information contact: Transport Canada: Motor Vehicle Safety Enforcement Branch Attention: Marcin Gorzkowski Fax: 613-998-4831
National Highway Traffic Safety Administration: Office of Safety Performance Standards Attention: Richard Van Iderstine Fax: 202-366-4329

Federal Lighting Requirements





Air Blow Guns	147	Lights - Specialty Lights	77
Air Cleaner Lights	113-117	Loctite	148
Air Horns	60-66	Lug Nut Covers	7-13
Axle Covers - 1 Ton Pick-Up Trucks	25	Lug Nut Pullers	6
Axle Covers - ABS Chrome	18	Mirrors - Blind Spot	90
Axle Covers - Front	19-20	Mirrors - Brackets & Clamps	92
Axle Covers - Rear	21-22	Mirrors - Hood Mirrors	91
Beauty Rings	23	Mirrors - Convex Mirrors	87-88
Boot Brush	148	Mirrors - Tripod Mirror Bracket	90
Buffing Compound	139	Mirrors - West Coast Mirrors	88-89
Buffing / Polishing	136-141	Mothers Cleaners, Polishes & Waxes	140-141
Bug Screens	134-135	Mud Flap - Bottom Plates	43-44
Bumper Guides	83-84	Mud Flap - Hangers	45-47
Bumper Guides Replacement Parts	85	Mud Flap - Hold Downs	45
Bungee Cord	148	Mud Flap - Light Brackets	48
Clearance Lens Guards	82	Mud Flap - Top Plates	42
Cut-Outs	49-50	Permit Holders	95
Drop Visors	57	Pigtails & Plugs	80
Exhaust Clamps	56	Plastic Rim Protector	23
Fan	147	Quarter Fender Sets & Accessories	51
Fender Shields	52	Reflective Tapes	78
Fire Extinguisher / Emergency Light	147	Safety Gloves and Vests	146
Fuel Tank Covers	132	Shifter Boots	132
Grommets - Rubber	79	Signs	144
Headlight Visors & Shields	86	Simulators	24-40
Hub Caps - Front	14-15	Stacks	54-56
Hub Caps - Rear	16-17	Seat Savers	130-131
Hub Caps - Spring Steel Clips	15	Sleeper Panel Kits	118-119
Interior Accessories	128-132	Steering Wheels	128-129
License Plate Frames	94	Steering Wheel Spinner	129, 147
License Plate Holders	95-97	Top Deck Plates	119
License Plate Nut Sets	94	Trailer Hub Caps & Clips	17
Light Bars - One Piece	108-110	Warning Flag	145
Light Bars - Two Piece	102-107	Wheel Covers	18
Light Brackets	120-125	Wheel Pullers & Winch Bars	144
Light Brackets - Front Bumper	111-112	Winter Fronts	134
Light Grommet Covers	81	Wiring Harnesses	80
Light Panels - Rear	98-101	Wheel Checklist	39, 153
Lights - LED Cab Lights	75	Simulator Index	40, 152
Lights - LED Clearance Marker Lights	68-72	Customize	58
Lights - LED Replacement Bulbs	76	Cable Ties	148
Lights - LED Stop, Turn & Tail Lights	73-74	Displays	142, 150



Index By Part Number

Part No.	Pg.
0100	6
0100CD	6
0101	6
0101CD	6
0102	6
0102CD	6
0103S-1	8
0103S-1CD	8
0104	8
0104-10	8
0104P	8
0104P-10	8
0104S	8
0104S-10	8
0105	8
0105-10	8
0105-20	8
0105S	8
0105S-10	8
0105S-20	8
0107	8
0107-10	8
0107-20	8
0108	8
0108-10	8
0108-20	8
0109	8
0109-10	8
0109-20	8
0110	9
0110-10	9
0110-20	9
0110-60	9
0110P	8
0110P-10	8
0110P-20	8

Part No.	Pg.
0110P-60	8
0110PP	9
0110PP-10	9
0110S	9
0110S-10	9
0110S-20	9
0110XTP	9
0110XTP-10	9
0111	9
0111-10	9
0111-20	9
0111-60	9
0111A	9
0111A-10	9
0111A-20	9
0111B	9
0111B-10	9
0111B-20	9
0111P	9
0111P-10	9
0111P-20	9
0111P-60	9
0111PC	10
0111PC-10	10
0111PC-60	10
0111PFL	10
0111PFL-10	10
0111PFL-60	10
0111PFL-A	10
0111PFL-A-10	10
0111PFL-B	10
0111PFL-B-10	10
0111PFL-PP	10
0111PFL-PP-60	10
0111PFL-R	10
0111PFL-R-10	10

Part No.	Pg.
0111R	9
0111R-10	9
0111R-20	9
0111S	9
0111S-10	9
0111S-20	9
0111S-60	9
0112P	10
0112P-10	10
0112P-60	10
0112PF	10
0112PF-10	10
0112PF-60	10
0112PP	11
0112PP-10	11
0112PT	11
0112PT-10	11
0113S	11
0113SCD	11
0114S	11
0114SCD	11
0115	11
0115CD	11
0120	11
0120CD	11
0120SF	11
0120SFCD	11
0125	11
0125CD	11
0125S	11
0125SCD	11
0125SF	11
0125SFCD	11
0126	11
0126CD	11
0126S-1	11

Part No.	Pg.
0126S-2	11
0126S-1CD	11
0126S-2CD	11
0130	12
0130CD	12
0131	12
0131CD	12
0131S	12
0131SCD	12
0132S	12
0132SCD	12
0133S	12
0133SCD	12
0133SF	12
0133SFCD	12
0135	12
0135CD	12
0136	12
0136CD	12
0140	12
0140CD	12
0145	12
0145CD	12
0150	12
0150CD	12
0155	12
0155CD	12
0185	12
0185CD	12
0200	14
0200CD	14
0200S	14
0200SCD	14
0201	15
0203	14
0203-2	14

Index By Part Number



Part No.	Pg.
0203CD	14
0203CD-2	14
0203S	14
0203S-2	14
0203SCD	14
0203SCD-2	14
0204	14
0204CD	14
0204S	14
0204SCD	14
0205	14
0205-1	14
0205-1CD	14
0205-2	14
0205-2CD	14
0205CD	14
0205H-1	15
0205H-1CD	15
0205S	14
0205S-1	14
0205S-1CD	14
0205SCD	14
0206	15
0206CD	15
0207	15
0207CD	15
0207S	15
0207SCD	15
0208	15
0208-2	15
0208CD	15
0208CD-2	15
0208H	15
0208HCD	15
0208S	15
0208S-2	15

Part No.	Pg.
0208SCD	15
0208SCD-2	15
0208SH	15
0208SHCD	15
0209	15
0209CD	15
0209S	15
0209SCD	15
0210	19
0210-353	19
0210-354	19
0210-360	19
0210S	19
0210S-353S	19
0210S-354S	19
0210S-360S	19
0214-353	19
0214-354	19
0214-355	19
0214-360	19
0214PP	18
0214PP-1	18
0214S-353S	19
0214S-354S	19
0214S-355S	19
0214S-360S	19
0215	20
0215-353	20
0215-354	20
0215-360	20
0215S	20
0215S-353S	20
0215S-354S	20
0215S-360S	20
0216	20
0216-353	20

Part No.	Pg.
0216-354	20
0216-360	20
0217P	18
0217P-1	18
0217P-T	6, 18
0217S-3	18, 38
236NS-OL	24
250S-1	24
0231S-OL	25
0233SF-ES	25, 30
0233SFH-ES	25, 30
0233SR-ES	25, 30
0234ES-OL	25, 30
0235ES	28
0236ES-OL	26
0237ES	24
0238ES-OL	26
0239ES	24, 28
0239S-8	19
0240ES	26, 29
0242ES	26
0243ES	29
0244S-OL	29
0245S-OL	27, 40
0246ES-OL	27
0247S-OL	31
0248S-OL	31
0249S	31
0249S-OL	31
0250S	32
0250S-1	38
0250S-33	32
0250S-38	32
0250S-OL	32
0251S	33
0251S-33	33

Part No.	Pg.
0251S-38	34
0252S	34
0252S-33	34
0252S-38	35
0252SH	35
0252S-OL	34
0253S-1	35
0254S-OL	35
0255S-OL	36
0256S	36
0256S-1	36
0256S-OL	36
0257S-OL	27
0260S	37
0261S	37
0262S	37
0263S-1	37
0264T	38
0265T	38
0266	38
0267T	38
0268T	38
0269	38
0270T	38
0271T	38
0272	38
0273T	38
0274T	38
0275	38
0276	38
0277	38
0278	38
0281	38
0282	38
0284	38
0287	38



Index By Part Number

Part No.	Pg.
0288	38
0300	16
0300-2	16
0300CD	16
0300CD-2	16
0300S	16
0300S-2	16
0300SCD	16
0300SCD-2	16
0305	16
0305CD	16
0310	16
0310-2	16
0310CD	16
0310CD-2	16
0310S	16
0310S-2	16
0310SCD	16
0310SCD-2	16
0315	16
0315CD	16
0315S	16
0315SCD	16
0320	16
0320-2	16
0320CD	16
0320CD-2	16
0320S	16
0320S-2	16
0320SCD-2	16
0325	17
0325CD	17
0326	17
0326CD	17
0326S	17
0326SCD	17

Part No.	Pg.
0328	17
0328CD	17
0329	17
0329CD	17
0330	17
0330CD	17
0330S	17
0330SCD	17
0332	17
0332CD	17
0333	17
0334	17
0335	17
0337	17
0337-353	21
0337-354	21
0337-355	21
0337-360	21
0337PP	18
0337PP-1	18
0337S-353S	21
0337S-354S	21
0337S-355S	21
0337S-360S	21
0338S	21
0338S-1	21
0338S-2S	21
0338SH	21
0339S	21
0339S-1	21
0339S-2	21
0339S-8	21
0340	22
0340-353	22
0340-354	22
0340S	22

Part No.	Pg.
0340S-353S	22
0340S-354S	22
0340S-CAN	22
0341	22
0341S	22
0344P	18
0344P-1	18, 22
0345	22
0345-1	22
0345-353	22
0345-354	22
0345S	22
0345S-353S	22
0345S-354S	22
0345S-CAN	22
0346	22
0346S	22
0353-338	23
0353S-338S	23
0354-3310	23
0354S-3310S	23
0355	23
0355S	23
0360	23
0360S	23
0365	23
0400	94
0400CD	94
0405	94
0405CD	94
0410	94
0411	94
0412	94
0418	94
0419	94
0420	94

Part No.	Pg.
0421	94
0422	94
0425	94
0426H	95
0426R	95
0427H	95
0427R	95
0428H	95
0428R	95
0429H	95
0429R	95
0430	95
0430CD	95
0430S	96
0435	95
0435CD	95
0435S	96
0440	95
0440CD	95
0440S	96
0450S	96
0455S	96
0460S	96
0465S	96
0466SCD	97
0467SCD	97
0468SCD	97
0469SCD	97
0470	98
0470S	98
0471	98
0471-3	98
0471S	98
0471S-3	98
0471-3B	98
0471S-3B	98

Index By Part Number



Part No.	Pg.
0471-4	98
0471S-4	98
0472	99
0472S	99
0473	99
0473-1	99
0473-3	99
0473-4	99
0473S	99
0473S-1	99
0473S-3	99
0473S-4	99
0473S-4WFL	99
0474	100
0474S	100
0475	100
0475-3	100
0475S	100
0475S-3	100
0475-4	100
0475S-4	100
0478	101
0478S	101
0479	101
0479-3	101
0479S	101
0479S-3	101
0479-3B	101
0479S-3B	101
0479-4	101
0479S-4	101
0480	102
0480-2	80, 104
0480S	102
0480S-SL	103
0481	102

Part No.	Pg.
0481-3	102
0481-4	102
0481S	102
0481S-3	102
0481S-4	102
0481-5	102
0481S-5	102
0481S-SL	103
0481S-SL-3	103
0481S-SL-4	103
0481S-SL-3W	103
0481S-SL-5	103
0482	104
0482S	104
0483-3	104
0483S-3	104
0482S-SL	105
0483	104
0483S	104
0483-4	104
0483S-SL	105
0483S-SL-3	105
0483S-SL-4	105
0485	106
0485S	106
0485S-SL	107
0486	106
0486-3	106
0486-4	106
0486S	106
0486S-3	106
0486S-4	106
0486S-SL	107
486-5	106
486S-5	106
0486S-SL-3	107

Part No.	Pg.
0486S-SL-4	107
0486S-SL-5	107
0487S	108
0488S	108
0488S-3	108
0488S-4	108
0488S-5	108
0490S	109
0491S	109
0491S-3	109
0491S-4	109
0491S-5	109
0493S	110
0494S	110
0494S-3	110
0494S-5	110
0495	110
0496S	111
0496S-1	111
0496S-2	111
0496S-3	111
0496S-4	111
0496S-5	111
0496S-6	111
0496S-7	111
0496S-8	111
0497S	111
0497S-1	111
0497S-2	111
0497S-3	111
0497S-4	111
0497S-5	111
0497S-6	111
0497S-7	111
0497S-8	111
0498S	112

Part No.	Pg.
0498S-1	112
0498S-2	112
0498S-3	112
0498S-4	112
0500	63
0500CD	63
0500S	63
0500SCD	63
0505	63, 65
0505CD	63
0505S	63
0505SCD	63
0510	63
0510CD	63
0510S	63
0510SCD	63
0515	63
0515CD	63
0515S	63
0515SCD	63
0516S	63
0516SCD	63
0550S	48
0550S-1	48
0550S-3	48
0550S-4	48
0551S	48
0551S-3	48
0551S-4	48
0551S-5	48
0600	42
0603	42, 78
0604	42, 78
0605	42
0605CD	42
0605S	42



Index By Part Number

Part No.	Pg.
0605SCD	42
0606	42
0606CD	42
0606L	42
0606S	42
0606S-1	42
0606SCD	42
0607	43
0607S	43
0608	43
0609	43
0609S	43
0610	43
0610CD	43
0610S	43
0610SCD	43
0615	43
0615CD	43
0615S	43
0615SCD	43
0616	43
0616CD	43
0616S	43
0616SCD	43
0617S	43
0618	43
0618CD	43
0619	43
0621	44
0621CD	44
0630	44
0630CD	44
0634	44
0634CD	44
0635	44
0635CD	44

Part No.	Pg.
0636	44
0636CD	44
0637	44
0637CD	44
0638	44
0640	45
0640S	45
0641	45
0642	45
0643	45
0645-1	45
0645-2	45
0645-B	45
0646-1	46
0646-1CD	45
0646-B	46
0646B-SL	46
0646CD-BA	46
0646CD-BR	46
0646S-1	46
0646-SL	46
0646S-SL	46
0647-1	46
0647S-1	46
0647-SL	47
0647S-SL	47
0648-1	47
0648B-SL	46
0648S-1	46
0648-SL	47
0648S-SL	47
0649-SL	47
0649S-SL	47
670S	112
0671S-A	112
0676S	113

Part No.	Pg.
0677S-A	113
0678S-A	113
0680S1-A	113
680S1-AC	113
0680S-A	113
0681S-A	113
0682S-A	113
0684S1-A	113
0684S-A	113
0687S	114
0688S-A	114
0689S-A	114
0690S1-A	114
0690S-A	114
690S1-AC	114
0691S-A	114
0692S-A	114
0693S1-A	114
0693S-A	114
0700S	115
0701S-A	115
0702S-A	115
0704S1-A	115
0704S-A	115
704S1-AC	115
0705S-A	115
0705S-R	115
0706S-A	115
0708S1-A	115
0708S-A	115
0711S	116
0712S-A	116
0713S-A	116
0715S1-A	116
0715S-A	116
0715S1-AC	116

Part No.	Pg.
0716S-A	116
0717S-A	116
0719S1-A	116
0719S-A	116
0722S	117
0723S-A	117
0724S-A	117
0726S1-A	117
0726S-A	117
726S1-AC	117
0727S-A	117
0728S-A	117
0730S1-A	117
0730S-A	117
0737-3CD	80
0737-4CD	80
0737-6CD	80
0737-8CD	80
0740	51
0740CD	51
0742S	51
0744S	51
0745S	51
0746S	51
0748-1	51
0748-2	51
760S	119
760S-1	119
770S	119
770S-1	119
0798-1	119
0798-2	119
0798-3	119
0800	82
0800CD	82
0801	82

Index By Part Number



Part No.	Pg.
0801CD	82
0802P	81
0802PCD	81
0802PV	81
0802PVCD	81
0803S	81
0803SCD	81
0804P	81
0804PCD	81
0804PV	81
0804PVCD	81
0804S	81
0804SCD	81
0805P	81
0805PCD	81
0805PV	81
0805PVCD	81
0805S	81
0805SCD	81
0807P	81
0807PCD	81
0807PV	81
0807PVCD	81
0807S	81
0807SCD	81
0808P	81
0808PCD	81
0808PV	81
0808PVCD	81
0808S	81
0808SCD	81
0810S	82
0811	82
0812S	120
0813S1CD-A	120
0813S1CD-R	120

Part No.	Pg.
0813S2CD-A	120
0813S2CD-AC	120
0813S2CD-R	120
0813S2CD-RC	120
0815S	120
0816S1CD-A	120
0816S1CD-R	120
0816S2CD-A	120
0816S2CD-R	120
0816S2CD-AC	120
0816S2CD-RC	120
0818S	121
0819S1CD-A	121
0819S1CD-R	121
0819S2CD-A	121
0819S2CD-AC	121
0819S2CD-R	121
0819S2CD-RC	121
0821S	122
0822S1CD-A	122
0822S1CD-R	122
0822S2CD-A	122
0822S2CD-R	122
0823S	122
0824S1CD-A	122
0824S1CD-R	122
0824S2CD-A	122
0824S2CD-R	122
0826S	123
0827S1CD-A	123
0827S1CD-R	123
0827S2CD-A	123
0827S2CD-R	123
0829S	124
0830S1CD-A	124
0830S1CD-R	124

Part No.	Pg.
0830S2CD-A	124
0830S2CD-AC	124
0830S2CD-R	124
0830S2CD-RC	124
0831S	124
0832S1CD-A	124
0832S1CD-R	124
0832S2CD-A	124
0832S2CD-AC	124
0832S2CD-R	124
0832S2CD-RC	124
0834S	125
0835S1CD-A	125
0835S1CD-R	125
0835S2CD-A	125
0835S2CD-R	125
0835S2CD-RC	125
0835S2CD-AC	125
0846A-424	83
0846A-428	83
0846A-448	84
0846A-4810	83
0846A-4810A	84
0846A-4810F	84
0846A-487	84
0846A-5410	83
0846A-5410A	84
0846A-548	83
0847SA-424	83
0847SA-428	83
0847SA-448	84
0847SA-4810	83
0847SA-4810A	84
0847SA-4810F	84
0847SA-487	84
0847SA-5410	83

Part No.	Pg.
0847SA-548	83
0848-2	85
0848-2A	85
0848-2B	85
0848-2C	85
0848-2CK	85
0848-2G	85
0848-2R	85
0848-3	85
0848-4	85
0848S-10A	85
0848S-10F	85
0848S-3	85
0848S-487	85
0849S	86
0850S	86
0851S	86
0853S	86
0854S	86
0855S	86
0856	86
0856S	86
0857	86
0858	86
0860	86
870S	52
872S	52
874S	52
876S	52
878S	52
0900L	49
0900LRCD	49
0900R	49
0901L	49
0901LRCD	49
0901R	49



Index By Part Number

Part No.	Pg.
0905L	49
0905R	49
0910L	49
0910LRCD	49
0910R	49
0915L	49
0915R	49
0920	50
0925	50
0945	50
0947	50
0948	50
0950	50
0950CD	50
0951	50
0951CD	50
0955	50
0955CD	50
0956	50
0956CD	50
0959	50
1001	56
1002	56
1003	56
1010	56
1806-2A	68
1806-2AC	68
1806-2R	68
1806-2RC	68
1806-3A	68
1808-1A	68
1808-1AC	68
1808-1R	68
1808-1RC	68
1810-1A	68
1810-1R	68

Part No.	Pg.
1814-1A	68
1814-1R	68
1815-1A	69
1815-1R	69
1815-2AC	69
1815-2RC	69
1815CD-A	69
1815CD-R	69
1817	79
1817-2	79
1819	80
1821-1A	69
1821-1R	69
1821CD-A	69
1821CD-R	69
1824-1A	69
1824-1R	69
1824-2AC	69
1824-2RC	69
1824CD-A	69
1824CD-R	69
1825-1A	69
1825-1R	69
1825CD-A	69
1825CD-R	69
1826-2A	70
1826-2A-800	70
1826-2R	70
1826-2R-800	70
1826-3AC	70
1826-3RC	70
1827A	70
1827R	70
1829A	70
1829CD-3A	70
1829CD-3R	70

Part No.	Pg.
1829CD-A	70
1829CD-R	70
1829R	70
1830	70
1831-1	71
1831A	71
1831CD-A	71
1831CD-R	71
1831R	71
1833A	71
1833R	71
1835A	71
1835R	71
1837-1A	71
1837-1R	71
1839A	71
1839AC	71
1839R	71
1839RC	71
1840-1A	72
1840-1R	72
1842A	72
1842AC	72
1842R	72
1842RC	72
1845-1	72
1845-2	72
1845A	72
1845AC	72
1845R	72
1845RC	72
1875A	77
1880	77
1883	77
1883CD	77
1884	77

Part No.	Pg.
1884CD	77
1907-2AC	72
1907-2RC	72
1910-1A	72
1910-1R	72
1910CD-A	72
1910CD-R	72
1911-1A	72
1911-1R	72
1911-2AC	72
1911-2RC	72
1911CD-A	72
1911CD-R	72
1913-3	80
1914S	79
1915-2A	73
1915-2R	73
1915CD-2A	73
1915CD-2R	73
1916-1W	73
1916CD-W	73
1917-2	79
1919-1A	73
1919-1R	73
1919-2AC	73
1919-2RC	73
1919CD-A	73
1919CD-R	73
1920-1A	73
1920-1R	73
1920CD-A	73
1920CD-R	73
1921-2	79
1925A	74
1926-1	74
1926A	74

Index By Part Number



Part No.	Pg.
1930L	74
1930LR	74
1930R	74
1932LR	74
1934	74
1935	74
1940W	75
1941W	75
1950A	75
1950AC	75
1950AC-L	75
1950A-L	75
1951A	75
1951AC	75
1951AC-L	75
1951A-L	75
1951LA	76
1951LA-5	76
1952A	75
1960A	76
1960R	76
1961A	76
1961R	76
1962A	76, 85
1962B	76, 85
1962R	76, 85
1962W	76, 85
1963A	76
1963R	76
1964A	76
1964R	76
1965R	76
1965W	76
1966W	76
1968A	76, 147
1970	78

Part No.	Pg.
1971	78
1972	78
1973	78
1980A	77
1980R	80
1990	80
1991	80
1992	80, 104
1993	80
2001P	134
2001PWF	134
2002P	134
2002PWF	134
2004P	134
2004PWF	134
2005P	134
2005PWF	134
2006P	134
2006P-3	135
2006P-FLAG	135
2006P-FLAME	135
2006P-PIRATE	135
2006P-RACE	135
2006P-SKULL	135
2006P-TEETH	135
2006PWF	134
2007P	134
2007P-3	135
2007P-FLAG	135
2007P-FLAME	135
2007P-PIRATE	135
2007P-SKULL	135
2007P-TEETH	135
2018K	134
2018KWF	134
2019K	134

Part No.	Pg.
2019KWF	134
2020K	134
2020KWF	134
2021K	134
2021KWF	134
2022K	134
2022KWF	134
2023K	134
2023KWF	134
2024K	134
2024K-3	135
2024K-FLAG	135
2024K-FLAME	135
2024K-PIRATE	135
2024K-RACE	135
2024K-SKULL	135
2024K-TEETH	135
2024KWF	134
2040F	134
2040FWF	134
2041F	134
2041FWF	134
2042F	134
2042FWF	134
2043F	134
2043F-3	135
2043F-FLAG	135
2043F-FLAME	135
2043F-PIRATE	135
2043F-SKULL	135
2043F-TEETH	135
2043FWF	134
2044F	134
2044F-3	135
2044F-FLAG	135
2044F-FLAME	135

Part No.	Pg.
2044F-PIRATE	135
2044F-RACE	135
2044F-SKULL	135
2044F-TEETH	135
2044FWF	134
2045F	134
2045FWF	134
2101BLK	132
2101BLU	132
2101BRW	132
2101GRY	132
2101MAR	132
2101TAN	132
2102BLK	132
2102BLU	132
2102BRW	132
2102GRY	132
2102MAR	132
2102TAN	132
2103BLK	132
2103BLU	132
2103BRW	132
2103GRY	132
2103MAR	132
2103TAN	132
2194	132
2195	132
2196	132
2197	132
2198-72	144
2198-72B	144
2198-84	144
2198-84B	144
2199-72	144
2199-72B	144
2199-84	144



Index by Part Number

Part No.	Pg.
2199-84B	144
2200	66, 147
2205	66, 147
2207	66, 147
2209	66, 147
2210-10W	79, 148
2210-4BK	79, 148
2210-8W	79, 148
2220-10	148
2220-18	148
2220-24	148
2220-36	148
2300	145
2300-1	145
2300-2	145
2300-ORANGE	145
2320-RBC	145
2320-OBC	145
2320-RW	145
2320-OW	145
2320-MGT	145
29500	128
29500-CLASSIC	128
29500-CROSS	128
29500-FLAMES	128
29505	128
29505-CLASSIC	128
29505-CROSS	128
29505-FLAMES	128
29507-CLASSIC	128
29507-CROSS	128
29507-FLAMES	128
29510	128
29510-CLASSIC	128
29510-CROSS	128
29510-FLAMES	128

Part No.	Pg.
29511	128
29515	128
29515-CLASSIC	128
29515-CROSS	128
29515-FLAMES	128
29520	129
29520-CLASSIC	129
29520-CROSS	129
29520-FLAMES	129
29525	129
29525-CLASSIC	129
29525-CROSS	129
29525-FLAMES	129
29530	129
29530-CLASSIC	129
29530-CROSS	129
29530-FLAMES	129
29535	129
29535-CLASSIC	129
29535-CROSS	129
29535-FLAMES	129
29550	129
3005	144
3010	144
3015	144
3020	144
3700	147
3724	147
4050S	87
4060S	87
4070S	87
4071S	87
4080S	87
4081S	87
4082S	88
4083S	88

Part No.	Pg.
4084L	88
4084R	88
4085S	88
4101A	88
4105S	88
4115S	89
4120S	89
4121S-LED	89
4122S-LED	89
4125S	89
4130S	89
4200	90
4205	90
4210	90
4215	90
4220S	90
4221S	90
4222S	90
4223S	90
4224FL	91
4224FR	91
4225FLC	91
4225FRC	91
4400	92
4410	92
4415	92
4420	92
4425	92
4430	92
4435	92
5000	60
5000-1	60, 65
5000-2	65
5000-3	65
5000-6	65
5000-7	65

Part No.	Pg.
5000E	60
5010	61
5010-2	65
5010-6	65
5020	61
5020-6	65
5025	60
5025-2	65
5030	62
5030-2	65
5030-4	65
5030-5	65
5030-6	65
5035	62
5040	62
5040-4	65
5040-6	65
5045	61
5045-2	65
5045-6	65
5055	63
5060	62
7000	129
7510	55
7518	55
7520	55
7524	55
7530	55
7610	55
7620	55
7630	55
7736R	56
7748R	56
7760R	56
7800	57
7805	57

Index by Part Number



Part No.	Pg.
7810	57
7815	57
7820	57
7825	57
7830	57
7835	57
7840	57
7845	57
7850	57
7900	148
7901-B	148
8000-BLA	139
8000-BLU	139
8000-GRE	139
8000-RED	139
8000-WHI	139
8010-6	136
8010-8	136
8015-6	136
8015-8	136
8020-6	136
8020-8	136
8025-6	136
8025-8	136
8030-6	136
8030-8	136
8035-6	137
8035-8	137
8040-6	137
8040-8	137
8045-6	137
8045-8	137
8050-1	138
8060-2	137
8060-3	137
8065-2	137

Part No.	Pg.
8065-3	137
8070	138
8075	138
8080	138
P010	13
P010-10	13
P012	13
P012-10	13
P014	13
P014-10	13
P018	13
P018-10	13
P024	13
P024-10	13
P028	13
P028-10	13
P030	13
P030-10	13
P032	13
P032-10	13
P034	13
P034-10	13
P036	13
P036-10	13
P040	13
P040-10	13
P042	13
P042-10	13
P046	13
P046-10	13
RM05100	140
RM05101	140
RM05140	140
RM05148	140
RM05222	141
RM05208	141

Part No.	Pg.
RM05316	141
RM05500	141
RM05600	140
RM05664	140
RM05701	141
RM06108	141
RM007251	140
RM08216	141
RM10424	141
RM37391	148
RM37418	66, 148
RM37614	66, 148
RM440161	147
RM-6607-20	146
RM-6608-20	146
RM-6609-20	146
RM-66517	146
RM-66518	146
RM-66519	146
RM-66520	146
RM-66542	146
RM-66543	146
RM-66544	146
RM-66545	146
RM-690-1208	146
RM-690-1209	146
RM-690-1210	146
RM-690-1211	146
RM-690-2208	146
RM-690-2209	146
RM-690-2210	146
RM-690-2211	146
RM-692-1208	146
RM-692-1209	146
RM-692-1210	146
RM-692-1211	146

Part No.	Pg.
RM-692-2208	146
RM-692-2209	146
RM-692-2210	146
RM-692-2211	146
RM98875	148



ROADMASTER

Quality Chrome and Stainless Truck Accessories





ROADMASTER

13813 South Main Street | Los Angeles, California 90061
Phone: 800.299.9600 | 310.767.5900 | Fax: 310.767.5901
www.thinkroadmaster.com